

**Auditors' Report
And
Audited Financial Statements
of
Bangladesh Chemical Industries Corporation (BCIC)**

For the Period from 01 July 2018 to 30 June 2019

Habib Sarwar Bhuiyan & Co.

Chartered Accountants
Eastern Commercial Complex (7th Floor)
73, Kakrail, Dhaka-1000
Phone: +88-02-9335974
: +88-02-9347421
E-mail: mhabib7374@gmail.com
Web : www.habibsarwar.com

MABS & J Partners

Chartered Accountants
Corporate Office:
SMC Tower (7th Floor)
33, Banani C/A, Road 17
Dhaka-1213, Bangladesh
Phone: +88-02-9821057-58
: +88-02-9821365-66
E-mail: info@mabsj.com
Web : www.mabsj.com

Table of Contents

| <i>Sl. No.</i> | <i>Particulars</i> | <i>Page No.</i> |
|-----------------------|---|------------------------|
| 01 | Independent Auditors' Report | 01-04 |
| 02 | Statement of Financial Position | 05 |
| 03 | Statement of Comprehensive Income | 06 |
| 04 | Statement of Cash Flows | 07 |
| 05 | Notes to the Financial Statements | 08-38 |
| 06 | Schedule of Fixed Assets-"Annexure-A" | 39 |
| 07 | Schedule of Investment in Equity (BCIC + Govt.)- "Annexure-B" | 40 |
| 08 | Schedule of Share (BCIC + Govt.)-"Annexure-C" | 41 |
| 09 | Schedule of Fixed Deposit (F.D.R) (BCIC College)- "Annexure-D" | 42 |
| 10 | Schedule of Cash and Bank Balances-"Annexure-E" | 43 |
| 11 | Schedule of Sundry Debtors-"Annexure-F" | 44-51 |
| 12 | Schedule of FDR-"Annexure-G" | 52-55 |

Independent Auditors' Report To the Board of Directors of BCIC

Report on the Audit of the Financial Statements

Opinion

We have audited the financial statements of **Bangladesh Chemical Industries Corporation (BCIC)**, which comprise the statement of financial position as at 30 June 2019, and the statement of profit or loss and other comprehensive, statement of changes in equity and statement of cash flows for the year then ended, and notes to the financial statements, including a summary of significant accounting policies.

In our opinion, the accompanying financial statements give a true and fair view of the financial position of the company as at 30 June 2019, and its financial performance and its cash flows for the year then ended in accordance with International Financial Reporting Standards (IFRSs), the Companies Act 1994 and other applicable laws and regulations.

Basis for Opinion

We conducted our audit in accordance with International Standards on Auditing (ISAs). Our responsibilities under those standards are further described in the Auditor's Responsibilities for the Audit of the Financial Statements section of our report. We are independent of the Company in accordance with the ethical requirement that are relevant to our audit of the financial statements in Bangladesh, and we have fulfilled our other ethical responsibilities in accordance with these requirements. We believe that the audit evidence we have obtained is sufficient and appropriate to provide a basis for our qualified opinion.

Basis for Qualified Opinion

- i. An amount of Tk. 11,807,009 has been shown under the head "FDR- (Head Office)" in **Note No. 17.01** of notes to the financial statements. But no supporting evidence such as bank statements, bank certificate or bank reconciliation were produced before us for our verification. It causes a lot of doubt to recovery the said amount, it is more likely that the said amount will not be recovered. Since no provision was made against the doubtful amount, the asset has been overstated to the extent of Tk. 11,807,009.
- ii. A Sum of Tk. 29,047,791,106 is shown under the head "Investment" as Current assets in the **Note # 17** of the notes to the financial statements without complying the accrual basis of accounting. Para 27 of International Accounting Standards 1 requires that an entity Prepare its financial statements, except for cash flow information, using the accrual basis of accounting. The management of BCIC did not calculate any Accrued interest on the investment, mostly on its investment on Fixed Deposit Receipts (FDR).
- iii. As disclosed in **Note # 07** of the notes to the financial statements, an amount of Tk. 7,402,042 is shown under the head "Taken over Loss of Erstwhile Spencer & Co." as Non-Current assets which has been carried forward since long without any addition or adjustment. No supporting evidence in support of the said transaction has been produced to us for our verification. As a result, the said amount remained unverified/ unconfirmed.



- iv. An amount of Tk. 83,581,131,941 has been shown under the head "Loan to projects / Enterprises" in the Note # 09 of the notes to the financial statements as Non-current assets. The balance represents outstanding loan that was provided to the sister concerns in the form of loan. But as per our verification of the audit reports and books of accounts of the sister concerns, the balance stands at Tk. 83,020,368,818 representing an overstatement of non-current asset of Tk. 560,763,123.
- v. As disclosed in the Note No # 10 of the notes to the financial statements under the head "Investment", an amount of Tk. 35,052,905,251 & Tk. 5,200,232,530 has been shown under the sub-head "Equity" & "Share" included in Notes No.# 10.01 & 10.02 respectively. These balances represent investment in the sister concerns in the form of equity & shares. But as per the audit report and books of accounts of the sister concerns, the accumulated balances stand at Tk. 34,958,318,551 & Tk. 5,318,213,710 representing an overstatement of investment in equity by Tk. 94,586,700 & understatement of investment in shares Tk. 117,981,180 respectively.
- vi. (a) An amount of Tk. 7,328,705,347 has been shown in the Note # 11(d) in the notes to the financial statements under total 19 Enterprises Current A/C. But as per the audit report and books of accounts of the sister concerns the balance stands at Tk. 7,362,074,160 representing an understatement of asset by Tk. 33,368,813.
- (b) As disclosed in the Note No # 11 (a) and (b) in the notes to the financial statements, an amount of Tk. 500,000 & 8,723,144,524 has been shown under the head "Receivable from projects / Enterprise". Among these figures, some of the individual balances have been carried forward since long without any addition or adjustment. No supporting evidence in support of the said transaction has been produced to us for our verification. Moreover no Receivable Ageing Schedule was produced to us. As a result, the said amount remained unverified / unconfirmed.
- (c) A Sum of Tk. 345,397,731 & 61,437,161 & 1,017,492 & 390,085 has been shown under the head "Receivable from disinvested Enterprises, Advance to Contractor, Deposits, Film & Publication" as Current assets in the Note No # 12 and Sub Note No # 13.01.1, 13.02 & 13.03 of notes to the financial statements has been carried forward since long without making any addition or adjustment. No supporting evidence in support of the said transaction has been produced to us for our verification. As a result, the said amount remained unverified / unconfirmed. It causes a lot of doubt to recovery the said amount, it is more likely that the said amount will not be recovered.
- vii. A Sum of Tk. 73,675 is shown under the head "Cash and Bank Balances" as Current assets in the Note # 16 and Sub Note No # 16.02 of the notes to the financial statements. But Imprest MTS an amount of TK. 10,000 has no supporting evidence such as bank statements or bank certificate were produced before us for our verification.



Responsibilities of Management and Those Charged with Governance for the Financial Statements

Management is responsible for the preparation of financial statements that give a true and fair view in accordance with IFRSs, the Companies Act 1994 and other applicable laws and regulations and for such internal control as management determines is necessary to enable the preparation of financial statements that are free from material misstatement, whether due to fraud or error.

In preparing the financial statements, management is responsible for assessing the Company's ability to continue as a going concern, disclosing, as applicable, matters related to going concern and using the going concern basis of accounting unless management either intends to liquidate the Company or to cease operations, or has no realistic alternative but to do so.

Those charged with governance are responsible for overseeing the Company's financial reporting process.

Auditor's Responsibilities for the Audit of the Financial Statements

Our objectives are to obtain reasonable assurance about whether the financial statements as a whole are free from material misstatement, whether due to fraud or error, and to issue an auditor's report that includes our opinion. Reasonable assurance is a high level of assurance, but is not a guarantee that an audit conducted in accordance with ISAs will always detect a material misstatement when it exists. Misstatements can arise from fraud or error and are considered material if, individually or in the aggregate, they could reasonably be expected to influence the economic decisions of users taken on the basis of these financial statements.

As part of an audit in accordance with ISAs, we exercise professional judgment and maintain professional skepticism throughout the audit. We also:

- Identify and assess the risks of material misstatement of the financial statements, whether due to fraud or error, design and perform audit procedures responsive to those risks, and obtain audit evidence that is sufficient and appropriate to provide a basis for our opinion. The risk of not detecting a material misstatement resulting from fraud is higher than for one resulting from error, as fraud may involve collusion, forgery, intentional omissions, misrepresentations, or the override of internal control.
- Obtain an understanding of internal control relevant to the audit in order to design audit procedures that are appropriate in the circumstances, but not for the purpose of expressing an opinion on the effectiveness of the organization's internal control.
- Evaluate the appropriateness of accounting policies used and the reasonableness of accounting estimates and related disclosures made by management.
- Conclude on the appropriateness of management's use of the going concern basis of accounting and, based on the audit evidence obtained, whether a material uncertainty exists related to events or conditions that may cast significant doubt on the Company's ability to continue as a going concern. If we conclude that a material uncertainty exists, we are



Habib Sarwar Bhuiyan & Co.
Chartered Accountants

MABS & J Partners
Chartered Accountants

required to draw attention in our auditor's report to the related disclosures in the financial statements or, if such disclosures are inadequate, to modify our opinion. Our conclusions are based on the audit evidence obtained up to the date of our auditor's report. However, future events or conditions may cause the organization to cease to continue as a going concern.

- Evaluate the overall presentation, structure and content of the financial statements, including the disclosures, and whether the financial statements represent the underlying transactions and events in a manner that achieves fair presentation.

We communicate with those charged with governance regarding, among other matters, the planned scope and timing of the audit and significant audit findings, including any significant deficiencies in internal control that we identify during our audit.

Report on Other Legal and Regulatory Requirements

In accordance with the Companies Act 1994, we also report the following:

- a. We have obtained all the information and explanation which to the best of our knowledge and belief were necessary for the purpose of our audit and made due verification thereof;
- b. In our opinion, proper books of account as required by law have been kept by the Company so far as it appeared from our examination of those books; and
- c. The statement of financial position and statement of profit or loss and other comprehensive income dealt with by the report are in agreement with the books of account.



Habib Sarwar Bhuiyan & Co.
Chartered Accountants
Dated: Dhaka,
10 May 2020


MABS & J Partners
Chartered Accountants
Dated: Dhaka,
10 May 2020

BANGLADESH CHEMICAL INDUSTRIES CORPORATION
STATEMENT OF FINANCIAL POSITION
AS AT 30 JUNE 2019

| Particulars | Notes | Amount in Taka | |
|--|-------|------------------------|------------------------|
| | | 30.06.2019 | 30.06.2018 |
| PROPERTIES AND ASSETS: | | | |
| Non -Current Assets | | | |
| Property, Plant & Equipment | 6.00 | 1,107,285,810 | 1,116,331,231 |
| | | 125,851,716,230 | 116,829,742,617 |
| Taken Over Loss of Erstwhile Spencer & Co. | 7.00 | 7,402,042 | 7,402,042 |
| Loan to Employees | 8.00 | 1,872,539,316 | 1,672,425,165 |
| Loan to Projects/Enterprises | 9.00 | 83,581,131,941 | 75,425,272,479 |
| Investments in Projects/Enterprises | 10.00 | 40,390,642,931 | 39,724,642,931 |
| Current Assets | | | |
| Receivable from Projects/Enterprises | 11.00 | 16,975,773,977 | 16,140,954,349 |
| Receivable from disinvested Enterprises | 12.00 | 345,397,731 | 345,397,731 |
| Advances, Deposits and Prepayments | 13.00 | 143,718,477 | 140,983,061 |
| Sundry Debtors | 14.00 | 143,702,368 | 132,499,398 |
| Stock and Stores | 15.00 | 8,591,152 | 8,649,163 |
| Cash and Bank Balances | 16.00 | 1,516,928,386 | 1,735,996,900 |
| Investment in FDR | 17.00 | 29,047,791,106 | 26,256,129,399 |
| Total Property and Assets | | 175,140,905,237 | 162,706,683,850 |
| CAPITAL AND LIABILITIES: | | | |
| Authorised Capital | 18.00 | 10,000,000 | 10,000,000 |
| | | 165,617,545,777 | 154,252,726,171 |
| Subscribed and Paid Up-capital | 19.00 | 2,500,000 | 2,500,000 |
| Reserve and Surplus | 20.00 | 37,473,314,532 | 34,985,497,390 |
| Fund for Enterprises | 21.00 | 39,484,751,502 | 38,816,771,502 |
| Long Term Loan | 22.00 | 86,718,228,489 | 78,509,206,026 |
| Price Differential A/C-KAFCO | 23.00 | 1,938,751,254 | 1,938,751,254 |
| Current Liabilities: | | | |
| Loan from Various Sources | 24.00 | 3,214,221,578 | 3,214,221,578 |
| Employees Benefits | 25.00 | 77,485,748 | 119,388,431 |
| Liabilities for Goods and Services | 26.00 | 223,409,150 | 146,865,353 |
| Liabilities for Other Finance | 27.00 | 5,789,837,305 | 4,784,295,935 |
| Bank Overdraft | 28.00 | (9,184,278) | (9,616,040) |
| Provision for Corporate Income Tax | 29.00 | 227,589,957 | 198,802,421 |
| Total Capital and Liabilities | | 175,140,905,237 | 162,706,683,850 |


The annexed noted form an integral part of these financial statements


Controller of Accounts


Director

Director

Subject to our separate report of even date.


Habib Sarwar Bhuiyan & Co.
Chartered Accountants
Date: 10 May 2020,
Place: Dhaka.





MABS & J Partners
Chartered Accountants

BANGLADESH CHEMICAL INDUSTRIES CORPORATON
STATEMENT OF PROFIT OR LOSS AND OTHER COMPREHENSIVE INCOME
FOR THE YEAR ENDED 30 JUNE 2019

| Particulars | Notes | Amount in Taka | |
|-----------------------------------|---------|----------------------|----------------------|
| | | 2018-2019 | 2017-2018 |
| REVENUE INCOME | | | |
| Rental Income | 30.00 | 119,071,714 | 120,954,199 |
| Dividend Income | 31.00 | 60,183,680 | - |
| Misc. Income | 32.00 | 8,298,585 | 19,628,466 |
| Management Charges on Enterprises | 33.00 | 990,720,084 | 1,148,680,776 |
| Total | | 1,178,274,063 | 1,289,263,441 |
| REVENUE EXPENDITURE | | | |
| Salary and Allowances | - 34.00 | 867,299,204 | 997,976,968 |
| General Expenditure | 35.00 | 163,793,600 | 156,868,279 |
| Depreciation | 36.00 | 38,773,720 | 39,519,352 |
| Rent, Rates and Taxes | 37.00 | 7,153,730 | 7,446,914 |
| Repairs and Maintenance | 38.00 | 12,997,005 | 5,955,752 |
| Legal and Professional Expenses | 39.00 | 2,065,256 | 1,836,409 |
| Vehicle running Expenses | 40.00 | 30,919,548 | 30,472,400 |
| Financial Expenses | 41.00 | 4,470,470 | 3,690,498 |
| Development Expenses | 42.00 | 528,059 | 394,577 |
| Welfare Expenses | 43.00 | 5,739,260 | 6,929,119 |
| Colony Maintenance Expenses | 44.00 | 9,534,212 | 8,173,173 |
| College Running Expenses | 45.00 | - | - |
| Corporate Income Tax | 46.00 | 35,000,000 | 30,000,000 |
| Total Revenue Expenditure | | 1,178,274,063 | 1,289,263,441 |

The annexed noted form an integral part of these financial statements.


Controller of Accounts

Director

Director

Subject to our separate report of even date.


Habib Sarwar Bhuiyan & Co.
Chartered Accountants

Date: 10 May 2020,
Place: Dhaka.





MABS & J Partners
Chartered Accountants

BANGLADESH CHEMICAL INDUSTRIES CORPORATON
STATEMENT OF CASH FLOWS
FOR THE YEAR ENDED 30 JUNE 2019

| Particulars | Amount in Taka | |
|--|------------------------|-------------------------|
| | 2018-2019 | 2017-2018 |
| CASH FLOWS FROM OPERATING ACTIVITIES: (A) | | |
| Excess/(Deficit) expenditure over Income | - | - |
| Add: Adjustment of non cash expenditure | | |
| Depreciation | 42,478,572 | 42,204,347 |
| Increase/(Decrease) of Provision for Cor. Tax | 28,787,536 | 23,940,463 |
| (Increase)/Decrease of Current Assets | (3,640,361,708) | (1,445,873,291) |
| Increase/(Decrease) of current liabilities | 1,040,614,246 | (1,269,891,655) |
| Net Cash Flows from Operating Activities | (2,528,481,354) | (2,649,620,135) |
| CASH FLOWS FROM INVESTING ACTIVITIES: (B) | | |
| Disposal of Fixed Assets | 2,294,171 | 91,749,575 |
| Acquisition of Fixed Assets | (35,727,322) | (38,246,478) |
| (Increase)/Decrease in Work-in-Progress | - | 29,314 |
| (Increase)/Decrease in Loan to Employees | (200,114,151) | (208,956,591) |
| (Increase)/Decrease in Loan to Project/Enterprise | (8,155,859,463) | (29,601,208,190) |
| (Increase)/Decrease in Investment | (666,000,000) | (563,275,000) |
| Net Cash Flows from Investing Activities | (9,055,406,766) | (30,319,907,370) |
| CASH FLOWS FROM FINANCING ACTIVITIES: (C) | | |
| Increase/(Decrease) in interest (Reserve) | 2,487,817,143 | 1,703,529,176 |
| Increase/(Decrease) in Fund for Enterprise | 667,980,000 | 563,275,000 |
| Increase/(Decrease) of Long Term Loan | 8,209,022,463 | 29,236,441,904 |
| Net Cash Flows from Financing Activities | 11,364,819,606 | 31,503,246,080 |
| Net Increase in Cash and Cash equivalents (A+B+C) | (219,068,514) | (1,466,281,425) |
| Add: Cash and Cash Equivalents at beginning of the year | 1,735,996,900 | 3,202,278,325 |
| Cash and Cash Equivalents at end of the year | 1,516,928,386 | 1,735,996,900 |

The annexed noted form an integral part of these financial statements.


Controller of Accounts

Director

Director

Subject to our separate report of even date.

Habib Sarwar Bhuiyan & Co.
Chartered Accountants
Date: 10 May 2020,
Place: Dhaka.




MABS & J Partners
Chartered Accountants

BANGLADESH CHEMICAL INDUSTRIES CORPORATION
NOTES TO THE FINANCIAL STATEMENTS
FOR THE YEAR ENDED 30TH JUNE 2019

1.00 CORPORATE STATUS AND ACTIVITIES

Bangladesh Chemical Industries Corporation is a Corporate body came into existence on 1st July 1976 as per Presidential Ordinance Number-27 of 1976, through merger of Bangladesh Fertilizer Chemical and Pharmaceutical Corporation, Bangladesh Paper and Board Corporation And Bangladesh Tanneries Corporation which were formed earlier through Presidential Order Number-27 (Bangladesh Industrial Enterprises nationalization order 27 of 1972).The principal objectives of setting up this corporation are to manage, control and supervise the affairs of the enterprises/project under its control and within the regulation of the government.

2.00 BOARD OF DIRECTORS

Name of the Board of Directors of BCIC at on 30.06.2019 are mentioned below with their designation:

| Name | Designation |
|----------------------------|--------------------------------------|
| Mr. Shah Md. Aminul Haque | Chairman |
| Mr. Md. Haiul Quaium | Director (Commercial) |
| Mr. Md. Mahbubul Islam | Director (Planning & Implementation) |
| Mr. Md. Lutfur Rahman FCMA | Director (Finance) |
| Eng. Md. Ali Akkas | Director (Technical & Engineering) |
| Mr. Mohammad Shaheen Kamal | Director (Production & Research) |
| Mr. Md. Abu Taher Bhuiyan | Secretary |

3.00 Basis of preparation and presentations of financial statements

The following underlying assumptions, measurement base, laws, rules, regulations and accounting pronouncements have been considered in preparing and presenting the financial statements:

- ✓ Going concern;
- ✓ Consistency;
- ✓ Accrual;
- ✓ Historical cost convention;
- ✓ Generally Accepted Accounting Principles (GAAP);
- ✓ Bangladesh Industrial Enterprises Nationalization Order 27 of 1972;
- ✓ Presidential Ordinance Number-27 of 1976;
- ✓ International Accounting Standards (IAS's); and
- ✓ Other Rules and Regulations.

Funds received from the government for ultimate investment to projects are recorded in both liabilities and assets sides on contra entry basis.

4.00 ACCOUNTING POLICIES:

4.01 Components of the Financial Statements

- ◆ Statement of Financial Position (Balance Sheet);
- ◆ Statement of Profit or Loss and Other Comprehensive income (Income & Expenditure Account);
- ◆ Statement of Cash Flow; and
- ◆ Notes to the Financial Statements.



4.02 Recognition of Income & Expenditure

All incomes are recognized and all expenditure is accounted for on an accrual basis on conservative concept.

4.03 Incorporation of Enterprises/Projects Financial Statements

The Accounts of the Distribution Division have been merged with BCIC Head Office Accounts in year 1997-1998. The accounts of the BCIC Enterprise/projects are maintained by them separately which are audited by the independent auditors. The management does not incorporate the assets and liabilities, income and expenditure of the enterprises/projects in the financial statements.

4.04 Basis of Valuation

Stores and spares have been valued at cost and the trade stocks have been valued at cost or market value, whichever is lower.

Investments in shares have been valued at face value in case of non listed companies and face value or market value whichever is lower in case of listed companies.

4.05 Depreciation

Depreciation on fixed assets has been charged on reducing balance method at rates varying from 0% to 25% depending upon the nature of assets. It is the practice of the Corporation not to amortize the cost of leasehold land and in respect of other assets to charge full years depreciation irrespective of date of acquisition.

4.06 Interest on Foreign and Other Loans

Interest on Foreign loans is being provided for in the Enterprise/ Project Accounts and in the Head office Accounts as reported by the management. For interest on ADP loan relating to its projects/enterprises contra entries are made in the Head office books.

4.07 Loan Received Against Projects/Enterprises

Contra entries for loan received for Projects/Enterprises are maintained in head office books.

4.08 Investment in Shares and Equities

Contra entries are maintained in head office books for investment in shares and equities for fund received from government and others except corporation's own investment.

4.09 Exchange Fluctuation

Loans in foreign currency are converted to Taka at the rates ruling on 30.06.2019. Accordingly, the foreign currency loans are enhanced with corresponding increase in loans to projects/enterprises.

4.10 Gratuity

The corporation has been maintaining a separate gratuity fund for its permanent employees and yearly contribution is made to the fund on the basis of two months basic pay last drawn.

4.11 General

Figures have been rounded off to the nearest Taka.



5.00 LIST OF SISTER CONCERN:

Name, address and relevant information of factories/project/organization are given below:

| Sl. No. | Name of Organization | Main Product/Service |
|---------|--|------------------------------|
| | Running Factories: | |
| 01 | Chittagong Urea Fertilizer Ltd. (CUFL) Rangadia, Chittagong. | Urea Fertilizer |
| 02 | Jamuna Fertilizer Co. Ltd (JFCL) Tarakandi, Jamalpur | Urea Fertilizer |
| 03 | Ashuganj Fertilizer & Chemical Co. Ltd. (AFCCL) Ashuganj, B. Baria. | Urea Fertilizer |
| 04 | Urea Fertilizer Factory Ltd. (UFFL) Ghorashal, Narsingdi | Urea Fertilizer |
| 05 | Palash Urea Fertilizer Factory Ltd. (PUFFL) Palash, Narsingdi | Urea Fertilizer |
| 06 | Shahjalal Fertilizer Co. Ltd (SFCL) Fenchuganj, Sylhet | Urea Fertilizer |
| 07 | TSP Complex Ltd. (TSPCL) North Patanga, Chittagong | TSP Fertilizer |
| 08 | DAP Fertilizer Co. Ltd. (DAFCL) Rangadia, Chittagong | DAP Fertilizer |
| 09 | Karnaphuli Paper Mills Ltd. (KPML) Chandraghona, Rangamati | Paper |
| 10 | Bangladesh Insulator & Sanitary ware Fact. Ltd (BISF) Bux Nagar, Mirpur-1, Dhaka-1216 | Insulator & sanitary Ware |
| 11 | Chhatak Cement Co. Ltd (CCCL) Chhatak, Sunamganj | Cement |
| 12 | Khulna Hard Board Mills Ltd. (KHBML) Town Khalishpur, Khulna | Hard Board |
| 13 | Usmania Glass Sheet Factory Ltd. (UGSFL) Kalurghat, Chittagong. | Glass Sheet |
| | Training Institute: | |
| 14 | Training Institute for Chemical Industries (TICI) Ghorashal, Narsingdi | Training Institute |
| | Closed Factories: | |
| 15 | Khulna Newsprint Mills Ltd. (KNML) Town Khalishpur, Khulna | Newsprint |
| 16 | North Bengal Paper Mills Ltd. (NBPML) Pakshi, Pabna | Paper |
| 17 | Karnaphuli Rayon & Chemical Ltd. (KRCL) Chandraghona, Rangamati. | Rayon & Chemical |
| 18 | Chittagong Chemical Complex (CCC) Barabkunda, Chittagong | Chlorine |
| 19 | Dhaka Leather Co. Ltd. (DLCL) Nayarhat, Savar, Dhaka | Leather |
| 20 | Takerghat Limestone Mining Project (TLMP) Takerghat, Sunamganj | Extraction of Limestone |



| | | Amount in Taka | |
|-------------|---|-----------------------|-----------------------|
| | | 30.06.2019 | 30.06.2018 |
| 6.00 | FIXED ASSETS: TK. 1,107,285,810 | | |
| | Cost: | | |
| | Opening Balance | 1,637,675,576 | 1,694,705,579 |
| | Addition during the year | 35,727,322 | 38,246,478 |
| | | <u>1,673,402,898</u> | <u>1,732,952,057</u> |
| | Less: Disposal /Adjustment during the year | 2,294,814 | 95,276,481 |
| | Closing Balance (A) | <u>1,671,108,084</u> | <u>1,637,675,576</u> |
| | Accumulated Depreciation: | | |
| | Opening Balance | 521,344,345 | 482,666,904 |
| | Add: Charge during the year | 42,478,572 | 42,204,347 |
| | Less: Disposal/Adjustment | 643 | 3,526,906 |
| | Closing Balance (B) | <u>563,822,274</u> | <u>521,344,345</u> |
| | Written Down Value (A-B) | <u>1,107,285,810</u> | <u>1,116,331,231</u> |
| | Details have been shown in Annexure-A . | | |
| 7.00 | TAKEN OVER LOSS OF ERSTWHILE SPENCER & CO: TK. 7,402,042 | | |
| | Profit & Loss Account (Distribution Division) | 7,402,042 | 7,402,042 |
| | | <u>7,402,042</u> | <u>7,402,042</u> |
| | Taken over loss of Erstwhile Spencer & Co. TK.7,402,042 has been shown as non-current assets. | | |
| 8.00 | LOAN TO EMPLOYEES: TK. 1,872,539,316 | | |
| | House Building Loan (Principal) | 1,457,019,010 | 1,323,460,054 |
| | House Building Loan (Interest) | 315,374,767 | 265,651,921 |
| | Motor Cycle Loan (Principal) | 86,800,143 | 72,874,662 |
| | Motor Cycle Loan (Interest) | 13,099,921 | 10,193,055 |
| | Material Loan (Principal) | 100,605 | 100,605 |
| | Material Loan (Interest) | 144,870 | 144,870 |
| | | <u>1,872,539,316</u> | <u>1,672,425,165</u> |
| 9.00 | LOAN TO PROJECTS/ENTERPRISES: TK. 83,581,131,941 | | |
| | Government Loan to Projects/Enterprises (9.01) | 13,964,908,973 | 12,968,878,973 |
| | Foreign Loan to Projects/Enterprises (9.02) | 63,206,094,535 | 56,511,376,397 |
| | Debenture Loan to Enterprises (9.03) | 724,508,748 | 724,508,748 |
| | Interest Receivable on BCIC Debenture Loan to Project (9.04) | 562,206,368 | 562,206,368 |
| | Interest Receivable on ADP Loan to Projects/Enterprises (9.05) | 5,123,413,317 | 4,658,301,992 |
| | | <u>83,581,131,941</u> | <u>75,425,272,479</u> |
| 9.01 | Government Loan to Projects/Enterprises: TK. 13,964,908,973 | | |
| | Development Loan to Projects/Enterprises (a) | 11,254,285,657 | 10,258,255,657 |
| | Non-Development Loan to Enterprise (b) | 353,119,316 | 353,119,316 |
| | Govt. Non-Development Loan (Voluntary) (c) | 426,104,000 | 426,104,000 |
| | Govt. Non-Development Loan (Pay off) (d) | 1,739,800,000 | 1,739,800,000 |
| | Govt. Non-Development Loan (Voluntary Retirement/ Golden Handshake) | 191,600,000 | 191,600,000 |
| | | <u>13,964,908,973</u> | <u>12,968,878,973</u> |



| | Amount in Taka | |
|---|-----------------------|-----------------------|
| | 30.06.2019 | 30.06.2018 |
| (a) Development Loan to Projects/Enterprises: TK. 11,254,285,657 | | |
| Natural Gas Fertilizer Factory Ltd. | 566,815,750 | 566,815,750 |
| Jamuna Fertilizer Company Ltd. | 1,107,284,200 | 1,107,284,200 |
| Shahajalal Fertilizer Company Ltd. | 4,469,566,600 | 4,109,566,600 |
| Khulna Newsprint Mills Ltd. | 167,224,000 | 167,224,000 |
| Khulna Hardboard Mills Ltd. | 4,705,905 | 4,705,905 |
| Eastern Pulp & Paper Mills Ltd. | 5,100,000 | 5,100,000 |
| Long Term Prospect for Pulp & Paper | 150,000 | 150,000 |
| Rahim Pulp & Paper Mills Ltd. | 1,350,000 | 1,350,000 |
| Magura Paper Mills Ltd. | 10,150,000 | 10,150,000 |
| Chhatak Cement Company Ltd. | 651,751,309 | 651,751,309 |
| Takerghat Lime Stone Mining Project | 23,182,028 | 23,182,028 |
| Chittagong Chemical Complex | 315,561,846 | 315,561,846 |
| Squibb of Bangladesh Ltd. | 459,886 | 459,886 |
| Petro Chemical Complex | 2,621,263 | 2,621,263 |
| Sulphuric Acid Plant | 1,325,000 | 1,325,000 |
| Contraceptive of Birth Control | 350,000 | 350,000 |
| PVC Complex | 500,000 | 500,000 |
| Dhaka Leather Company Ltd. | 13,035,500 | 13,035,500 |
| Bogra Leather Complex | 750,000 | 750,000 |
| MBRE of Tanneries | 628,000 | 628,000 |
| Feasibility Study of Shoe Market | 60,000 | 60,000 |
| Synthetic Aggregate Plant | 100,000 | 100,000 |
| Gypsum & Soda Ash Complex | 75,000 | 75,000 |
| Wavin Bangladesh Ltd. | 100,000 | 100,000 |
| Ciba Geigy Bangladesh Ltd. | 689,000 | 689,000 |
| Urea Fertilizer Factory Ltd. | 812,909,000 | 812,909,000 |
| DAP Fertilizer Company Ltd. | 185,400,000 | 185,400,000 |
| Karnaphuli Paper Mills Ltd. | 976,320,000 | 976,320,000 |
| Karnaphuli Rayon and Chemical Ltd. | 78,000,000 | 78,000,000 |
| Ashuganj Fertilizer And Chemical Company Limited (AFCCL) | 884,607,600 | 884,607,600 |
| Polash Urea Fertilizer Factory Ltd. | 242,833,770 | 242,833,770 |
| CCL dry Process | 151,680,000 | 91,680,000 |
| Training Institute for Chemical Industries (TICI) | - | 2,970,000 |
| I3 Buffer Godown Nirm. Project | 480,000,000 | - |
| GPUFP | 99,000,000 | - |
| | 11,254,285,657 | 10,258,255,657 |
| (b) Non Development Loan to Enterprise: TK. 353,119,316 | | |
| North Bengal Paper Mills Ltd. (NBPM) | 76,219,116 | 76,219,116 |
| Sylhet Pulp & Paper Mills Ltd. (SPPM) | 54,300,200 | 54,300,200 |
| Khulna Newsprint Mills Ltd. (KNM) | 219,800,000 | 219,800,000 |
| Khulna Hardboard Mills Ltd. (KHBM) | 2,800,000 | 2,800,000 |
| | 353,119,316 | 353,119,316 |
| (c) Govt. Non-Development Loan (Voluntary): TK. 426,104,000 | | |
| Karnaphuli Paper Mills Ltd. | 57,100,000 | 57,100,000 |
| Khulna Newsprint Mills Ltd. | 12,500,000 | 12,500,000 |
| Karnaphuli Rayon & Chemical Ltd. | 263,956,000 | 263,956,000 |
| Ujala Match Factory (BMI) | 8,963,000 | 8,963,000 |
| Kohinoor Battery Mfg Co. Ltd. | 83,585,000 | 83,585,000 |
| | 426,104,000 | 426,104,000 |



| | Amount in Taka | |
|--|-----------------------|-----------------------|
| | 30.06.2019 | 30.06.2018 |
| (d) Govt. Non Development Loan (Pay-off): TK. 1,739,800,000 | | |
| Khulna Newsprint Mills Ltd. | 657,800,000 | 657,800,000 |
| Khulna Hardboard Mills Ltd. | 39,500,000 | 39,500,000 |
| North Bengal Paper Mills Ltd. | 339,000,000 | 339,000,000 |
| Karnaphuli Rayon & Chemical Ltd. | 244,500,000 | 244,500,000 |
| Sylhet Pulp & Paper Mills Ltd. | 267,700,000 | 267,700,000 |
| Chittagong Chemical Complex | 82,400,000 | 82,400,000 |
| BMI (Ujala Match Factory) | 95,800,000 | 95,800,000 |
| Lira Industrial Enterprise Ltd. | 13,100,000 | 13,100,000 |
| | 1,739,800,000 | 1,739,800,000 |
| (e) Govt. Non Development Loan (Voluntary Retirement/Golden Handshake): TK. 191,600,000 | | |
| Natural Gas Fertilizer Factory Ltd. (NGFFL) | 6,700,000 | 6,700,000 |
| Urea Fertilizer Factory Ltd. (UFFL) | 5,500,000 | 5,500,000 |
| TSP Complex Ltd.(TSPCL) | 6,200,000 | 6,200,000 |
| Ashuganj Fertilizer And Chemical Company Limited (AFCCL) | 4,800,000 | 4,800,000 |
| Polash Urea Fertilizer Factory Ltd. (PUFFL) | 5,300,000 | 5,300,000 |
| Chittagong Urea Fertilizer Ltd. (CUFL) | 4,500,000 | 4,500,000 |
| Jamuna Fertilizer Company Ltd. (JFCL) | 4,700,000 | 4,700,000 |
| Karnaphuli Paper Mills Ltd. (KPML) | 130,500,000 | 130,500,000 |
| Chhatak Cement Company Ltd. (CCCL) | 14,900,000 | 14,900,000 |
| Bangladesh Insulator & Sanitary ware Factory Ltd. (BISFL) | 6,400,000 | 6,400,000 |
| Training Institute for Chemical Industries (TICI) | 600,000 | 600,000 |
| Usmania Glass Sheet Factory Ltd. (UGSF) | 1,500,000 | 1,500,000 |
| | 191,600,000 | 191,600,000 |
| 9.02 Foreign Loan to Projects/Enterprises: TK. 63,206,094,535 | | |
| Loan under Govt. Protocol to Projects/Enterprises (a) | 62,826,812,002 | 56,081,343,291 |
| Suppliers Credit to Projects/Enterprises (b) | 74,340 | 50,824,913 |
| AID/Grants to Projects/Enterprises (c) | 379,208,193 | 379,208,193 |
| | 63,206,094,535 | 56,511,376,397 |
| (a) Loan under Govt. Protocol to Projects/Enterprises: TK. 62,826,812,002 | | |
| Natural Gas Fertilizer Factory Ltd. | 296,007,475 | 174,688,014 |
| Urea Fertilizer Factory Ltd. | 14,034,549,197 | 13,642,119,246 |
| Polash Urea Fertilizer Factory Ltd. | 329,609,916 | 329,609,916 |
| Jamuna Fertilizer Company Ltd. | 547,404,217 | 3,657,692,405 |
| North Bengal Paper Mills Ltd. | 17,319,445 | 17,319,445 |
| Karnaphuli Rayon & Chemicals Ltd. | 1,750,083,047 | 1,750,083,047 |
| Chhatak Cement Company Ltd. | 2,349,692,275 | 840,437,192 |
| Chittagong Chemical Complex | 2,150,599,887 | 855,091,887 |
| Usmania Glass Sheet Factory Ltd. | 213,852,348 | 79,373,348 |
| DAP Fertilizer Company Ltd. | 7,927,730,229 | 7,088,936,290 |
| SFCL | 33,209,963,967 | 27,645,992,501 |
| | 62,826,812,002 | 56,081,343,291 |
| (b) Suppliers Credit to Projects/Enterprises: TK. 74,340 | | |
| TSP Complex Ltd. | - | 50,750,573 |
| Chhatak Cement Co. Ltd. | 74,340 | 74,340 |
| | 74,340 | 50,824,913 |



| | | Amount in Taka | |
|---|---|--------------------|--------------------|
| | | 30.06.2019 | 30.06.2018 |
| (c) AID/Grants to Projects/Enterprise: TK. 379,208,193 | | | |
| | Training Institute for Chemical Industries | 348,978,814 | 348,978,814 |
| | Karnaphuli Paper Mills Ltd. | 3,334,952 | 3,334,952 |
| | Khulna Hardboard Mills Ltd. | 10,210,493 | 10,210,493 |
| | Bangladesh Paper Mills Ltd. | 162,024 | 162,024 |
| | Chhatak Cement Co. Ltd. | 16,521,910 | 16,521,910 |
| | | 379,208,193 | 379,208,193 |
| 9.03 | Debenture Loan to Enterprise: TK. 724,508,748 | | |
| | Bank Debenture Loan (a) | 178,808,748 | 178,808,748 |
| | Govt. Debenture Loan (b) | 293,930,000 | 293,930,000 |
| | BCIC Debenture Loan (c) | 251,770,000 | 251,770,000 |
| | | 724,508,748 | 724,508,748 |
| | (a) Bank Debenture Loan: TK. 178,808,748 | | |
| | Karnaphuli Paper Mills Ltd. (Agrani Bank Ltd.) | 112,280,951 | 112,280,951 |
| | Karnaphuli Rayon & Chemicals (Agrani Bank Ltd.) | 66,527,797 | 66,527,797 |
| | | 178,808,748 | 178,808,748 |
| | (b) Govt. Debenture Loan: TK. 293,930,000 | | |
| | Chittagong Cement Clunker & Grindings Co. | 137,900,000 | 137,900,000 |
| | Kohinoor Chemical Co. Ltd. | 103,500,000 | 103,500,000 |
| | Eagle Box Cartoon Mfg. Co. Ltd. | 52,530,000 | 52,530,000 |
| | | 293,930,000 | 293,930,000 |
| | (c) BCIC Debenture Loan: TK. 251,770,000 | | |
| | Kohinoor Chemical Co. Ltd. | 184,000,000 | 184,000,000 |
| | Eagle Box Cartoon Mfg. Co. Ltd. | 67,770,000 | 67,770,000 |
| | | 251,770,000 | 251,770,000 |
| 9.04 | Interest Receivable on Debenture Loan to Projects (Disinvested): TK. 562,206,368 | | |
| | Kohinoor Chemical Co. Ltd. | 420,034,192 | 420,034,192 |
| | Eagle Box Cartoon Mfg. Co. Ltd. | 142,172,176 | 142,172,176 |
| | | 562,206,368 | 562,206,368 |
| 9.05 | Interest Receivable on ADP Loan to Projects/Enterprises: TK. 5,123,413,317 | | |
| | Natural Gas Fertilizer Factory Ltd.(NGFFL) | 298,529,164 | 298,529,164 |
| | Jamuna Fertilizer Co. Ltd. | 599,696,944 | 553,428,494 |
| | Shahajalal Fertilizer Co. Ltd. | 906,526,482 | 716,983,397 |
| | Khulna Newsprint Mills Ltd. (KNML) | 211,132,954 | 202,771,754 |
| | Khulna Hardboard Mills Ltd. (KHBML) | 12,717,154 | 12,481,859 |
| | Eastern Pulp & Paper Mills | 9,846,297 | 9,591,297 |
| | Long Term Prospect for Pulp Paper (LTPPP) | 268,325 | 268,325 |
| | Rahim Pulp & Paper Mills | 2,751,958 | 2,684,458 |
| | Magura Paper Mills | 19,594,219 | 19,086,719 |
| | Chhatak Cement Company Ltd. (CCCL) | 1,028,019,105 | 994,272,395 |
| | Chittagong Chemical Complex (CCC) | 462,423,057 | 446,644,965 |
| | Squibb of Bangladesh Ltd. | 1,230,991 | 1,207,997 |



| | Amount in Taka | |
|--|-----------------------|-----------------------|
| | 30.06.2019 | 30.06.2018 |
| Petro Chemical Complex | 7,428,678 | 7,297,615 |
| Sulphuric Acid Plant | 2,848,250 | 2,848,250 |
| Contraceptive of Birth Control | 753,000 | 753,000 |
| PVC Complex | 1,451,188 | 1,426,188 |
| Dhaka Leather Company Ltd. | 34,574,941 | 33,923,166 |
| Bogra Leather Complex | 1,672,000 | 1,672,000 |
| MBRE of Tanneries | 1,286,790 | 1,286,790 |
| Feasibility Study on Shoe Market | 135,200 | 135,200 |
| Synthetic Aggregate Plant | 262,000 | 257,000 |
| Gypsum & Soda Ash Complex | 176,938 | 173,188 |
| Ciba Geigy (Block) | 1,327,255 | 1,327,255 |
| Urea Fertilizer Factory Ltd. | 564,272,073 | 523,626,623 |
| DAP Fertilizer Company Ltd. | 98,880,000 | 89,610,000 |
| Karnaphuli Paper Mills Ltd. | 440,673,250 | 394,032,250 |
| Chittagong Urea Fertilizer Ltd.(CUFL) | 38,474,240 | 38,474,240 |
| Karnaphuli Rayon & Chemicals Ltd. | 79,755,000 | 75,855,000 |
| Ashuganj Fertilizer And Chemical Company Limited (AFCCL) | 155,033,880 | 118,099,380 |
| Polash Urea Fertilizer Factory Ltd. | 121,732,524 | 107,365,524 |
| Wet process to dry process (CCCL) | 10,189,460 | 2,164,500 |
| Training Institute for Chemical Industries (TICI) | - | 24,000 |
| 13 Buffer Godown Nirm. Project | 9,500,000 | - |
| GPUFP | 250,000 | - |
| | 5,123,413,317 | 4,658,301,992 |
| 10.00 INVESTMENTS IN PROJECTS/ENTERPRISES: TK. 40,390,642,931 | | |
| Equity (Govt.+BCIC) (10.01) | 35,052,905,251 | 34,386,905,251 |
| Shares (Govt+BCIC) (10.02) | 5,200,232,530 | 5,200,232,530 |
| Grant (TICI) | 25,561,000 | 25,561,000 |
| Quasi Equity Loan (UGSF) | 111,944,150 | 111,944,150 |
| | 40,390,642,931 | 39,724,642,931 |
| 10.01 Equity (Govt+ BCIC): TK. 35,052,905,251 | | |
| Govt. Equity | 33,873,905,251 | 33,207,905,251 |
| BCIC Equity | 1,179,000,000 | 1,179,000,000 |
| | 35,052,905,251 | 34,386,905,251 |
| <i>Details have been shown in Annexure - B</i> | | |
| 10.02 Shares (Govt + BCIC): TK. 5,200,232,530 | | |
| Govt. Share | 3,132,967,600 | 3,132,967,600 |
| BCIC Share | 2,067,264,930 | 2,067,264,930 |
| | 5,200,232,530 | 5,200,232,530 |
| <i>Details have been shown in Annexure - C</i> | | |



| | Amount in Taka | |
|---|-----------------------|-----------------------|
| | 30.06.2019 | 30.06.2018 |
| 11.00 RECEIVABLE FROM PROJECTS/ENTERPRISES: TK. 16,975,773,977 | | |
| Loan to Joint Venture Companies (a) | 500,000 | 500,000 |
| Temporary Loan to Project (b) | 8,723,144,524 | 6,702,326,909 |
| Project Current A/C (c) | 1,102,167,465 | 650,122,125 |
| Enterprise Current A/C. (d) | 7,328,705,347 | 8,961,397,179 |
| Joint Venture Current A/C. (e) | 65,086,815 | 65,086,815 |
| Clearing A/C (f) | (447,187,333) | (369,672,405) |
| Imported Fertilizer Current A/C. (g) | 43,975,072 | (37,348,429) |
| Branch & Distribution Office Control A/C. (h) | 155,123,023 | 165,744,080 |
| Interest Receivable on Loan to Joint Venture A/C. (i) | 2,798,076 | 2,798,076 |
| Transfer Project (J) | 1,460,988 | - |
| | 16,975,773,977 | 16,140,954,349 |
| | | |
| (a) Loan to Joint Venture Companies: TK. 500,000 | | |
| Bangladesh Fertilizer & Agro Chemical Ltd. | 500,000 | 500,000 |
| | 500,000 | 500,000 |
| | | |
| (b) Temporary Loan to Project: TK. 8,723,144,524 | | |
| Khulna Newsprint Mills Ltd | 790,877,500 | 773,187,500 |
| North Bengal Paper Mills Ltd. | 1,528,183,390 | 1,520,700,000 |
| Kamaphuli Rayon & Chemical Ltd. | 1,726,821,000 | 1,725,000,000 |
| Chittagong Chemical Complex | 421,139,591 | 322,499,937 |
| Ujala Match Factory (BMI) | 92,000,000 | 92,000,000 |
| Lira Industrial Enterprise Ltd. | 36,700,000 | 36,700,000 |
| Dhaka Leather Company Ltd. | 636,064,696 | 636,064,696 |
| Kohinoor Battery Mfg. Ltd. | 330,000,000 | 330,000,000 |
| Khulna Hardboard Mills Ltd. | 30,899,020 | 28,067,020 |
| Kamaphuli Paper Mills Ltd. | 2,394,371,126 | 1,016,830,849 |
| Chhatak Cement Company. Ltd. | 515,492,831 | 219,081,343 |
| Usmania Glass Sheet Factory Ltd. | 1,345,500 | 1,345,500 |
| Bangladesh Glass Factory | 850,064 | 850,064 |
| BISF | 2,252,680 | - |
| PUFFL | 216,147,126 | - |
| | 8,723,144,524 | 6,702,326,909 |
| | | |
| (c) Project Current A/C: Tk. 1,102,167,465 | | |
| Shahajalal Fertilizer Company Ltd. | 72,674,425 | 71,975,168 |
| TICI | 5,675,384 | 3,942,655 |
| Synthetic Aggregate Plant | 24,861 | 24,861 |
| PVC Complex | 296,259 | 296,259 |
| Prop. Fertilizer of Sirajgonj | 50,356 | 50,356 |
| North West Fertilizer Co. Ltd.(NWFC Proposed) | 691,864 | 691,864 |
| UFFL and PUFFL(GPUFP) | 28,140,280 | 21,757,275 |
| UF -85 Plant | 561,338 | 153,150 |
| 13 Buffer Godown Cell | 984,344,132 | 547,084,428 |
| 34 Buffer Godown Cell | 577,049 | 145,509 |
| Bangladesh Glass Factory | 8,890,648 | 3,967,500 |
| Conver. Of Wet Process to Dry Process | 240,869 | 33,099 |
| | 1,102,167,465 | 650,122,125 |



| | Amount in Taka | |
|--|----------------------|----------------------|
| | 30.06.2019 | 30.06.2018 |
| (d) Enterprise Current A/C: TK. 7,328,705,347 | | |
| NGFFL | 505,358,403 | 505,358,403 |
| TSP Complex Ltd. | 21,309,733 | 15,328,800 |
| Palash Urea Fertilizer Factory Ltd. | 191,928,943 | 9,034,524 |
| Chhatak Cement Company. Ltd. | 582,683,629 | 564,720,588 |
| Karnaphuli Paper Mills Ltd. | 1,270,609,329 | 2,128,496,829 |
| Khulna Hardboard Mills Ltd. | 229,587,524 | 223,069,151 |
| North Bengal Paper Mills Ltd. | 1,473,424,540 | 1,448,980,964 |
| Karnaphuli Rayon & Chemicals Ltd. | 110,647,756 | 106,831,756 |
| Sylhet Pulp & Paper Mills Ltd. | 64,236,909 | 64,236,909 |
| Bangladesh Insulator & Sanitaryware Factory Ltd. | 345,592,179 | 272,969,223 |
| Chittagong Chemical Complex | 1,137,751,802 | 1,277,065,376 |
| Usmania Glass Sheet Factory Ltd. | 5,167,407 | 5,945,469 |
| Ujala Match Factory (BMI) | 289,305,416 | 289,305,416 |
| Takerghat Lime Stone Mining Project | 5,576,946 | 5,569,446 |
| Lira Industrial Enterprise Ltd. | 184,709,431 | 184,709,431 |
| Dhaka Leather Co. Ltd. | 445,415,477 | 434,313,754 |
| Kohinoor Battery Mfg. Ltd. | 193,847,599 | 193,847,599 |
| Shahajalal Fertilizer Co. Ltd. | 271,552,324 | 261,061,382 |
| Khulna Newsprint Mills Ltd. | - | 970,552,160 |
| | 7,328,705,347 | 8,961,397,179 |
| (e) Joint Venture Current A/C: TK. 65,086,815 | | |
| Squibb of (BD) Ltd. | 30,000 | 30,000 |
| Bangladesh Monospool & Paper Mfg. Co. | 84,775 | 84,775 |
| BD Fertilizer & Agro Chemicals | 64,998,411 | 64,998,411 |
| Dhaka Match Industries Co. Ltd.(DMICL) | (26,372) | (26,372) |
| | 65,086,815 | 65,086,815 |
| (f) Clearing A/C: TK. (447,187,333) | | |
| Depot Clearing A/c-Dist.Division | (317,635) | (317,635) |
| Investment Adjustment Clearing A/c. | 512,560 | 512,560 |
| Salary Clearing A/c. | (428,970) | (421,770) |
| Electric Bill Clearing A/c. | - | 883,136 |
| WASA & GAS Bill Clearing A/c. | - | (110,481) |
| Bank Interest Adj. Clearing A/c | (446,953,288) | (370,218,214) |
| | (447,187,333) | (369,672,405) |
| (g) Imported Fertilizer Current A/C: TK. 43,975,072 | | |
| Fertilizer ledger Current Account | 44,486,279 | (36,837,222) |
| TSP Complex Ltd. | (511,207) | (511,207) |
| | 43,975,072 | (37,348,429) |
| (h) Branch & Distribution Office Control A/C: TK. 155,123,023 | | |
| Chittagong Branch Office Control Account | 149,494,382 | 160,115,438 |
| Distribution Division Control Account | 5,628,641 | 5,628,641 |
| | 155,123,023 | 165,744,080 |
| (i) Interest Receivable on Loan to Joint Venture A/C: TK. 2,798,076 | | |
| BD Fertilizer & Agro Chemical Ltd. | 2,798,076 | 2,798,076 |
| | 2,798,076 | 2,798,076 |



| | | Amount in Taka | |
|--------------|---|--------------------|--------------------|
| | | 30.06.2019 | 30.06.2018 |
| | (J) Transfer Project: TK. 1,460,988 | | |
| | BISF | 94,300 | - |
| | Chemical Godown Nirman project | 1,366,688 | - |
| | | 1,460,988 | - |
| 12.00 | RECEIVABLE FROM DISINVESTED ENTERPRISE: TK. 345,397,731 | | |
| | Fully Disinvested Enterprise (a) | 283,859,533 | 283,859,533 |
| | Enterprise Handover to Bangladesh Ex-Owner (b) | 10,837,842 | 10,837,842 |
| | Partial Disinvested Enterprise (c) | 50,700,356 | 50,700,356 |
| | | 345,397,731 | 345,397,731 |
| | (a) Fully Disinvested Enterprise: TK. 283,859,533 | | |
| | Bangladesh Chrome Tannery | 2,879,876 | 2,879,876 |
| | Kohinoor Chemical Co. Ltd. | 280,691,629 | 280,691,629 |
| | Eagel Box's Cartoon Co. Ltd. | 599,756 | 599,756 |
| | Chittagong Cement Clinker & Grindings Co. | (311,728) | (311,728) |
| | | 283,859,533 | 283,859,533 |
| | (b) Enterprise Handover to Bangladesh Ex-Owner: TK. 10,837,842 | | |
| | Bangladesh Match Company | 3,956,274 | 3,956,274 |
| | Bangladesh Tyres | 3,408,220 | 3,408,220 |
| | Arco Industries | 3,473,348 | 3,473,348 |
| | | 10,837,842 | 10,837,842 |
| | (c) Partial Disinvested Enterprise: TK. 50,700,356 | | |
| | Bella Artifitex Industries | 2,760,197 | 2,760,197 |
| | Albart David (BD) Ltd. | 21,566,449 | 21,566,449 |
| | National Ceramic Industries | 26,373,710 | 26,373,710 |
| | | 50,700,356 | 50,700,356 |
| 13.00 | ADVANCES, DEPOSITS & PREPAYMENTS: TK. 143,718,477 | | |
| | Advances (13.01) | 79,536,672 | 85,645,475 |
| | Deposits (13.02) | 1,017,492 | 1,017,492 |
| | Film & publication (13.03) | 390,085 | 390,085 |
| | Advance Income Tax (13.04) | 62,774,227 | 53,930,010 |
| | | 143,718,477 | 140,983,061 |
| 13.01 | Advances: TK. 79,536,672 | | |
| | Advance Salary | 818,220 | 1,045,710 |
| | Advance TA / DA | 130,174 | 86,444 |
| | Advance Against Purchase Expense | 3,800,607 | 10,233,139 |
| | Advance Against Facilities | 11,504,517 | 10,860,779 |
| | Advance Medical | 650,000 | 650,000 |
| | Advance Against Recreation | 535,590 | 583,445 |
| | Advance To Contractors (13.01.1) | 61,437,161 | 61,437,161 |
| | Election Advance | 495,893 | 516,993 |
| | Advance Against Uniform & Liveries | 54,583 | 54,583 |
| | Salary Income tax advance | (45,852) | (60,636) |
| | Advance Against Prime Minister Relief Fund | (165,660) | (165,660) |
| | Advance Against Purchase Expense- B.O. | 135,687 | 201,812 |
| | Salary Advance- Distribution | 79,593 | 79,593 |
| | TA / DA Advance -Distribution | 6,500 | 6,500 |
| | Advance Against Purchase Expense- Distribution | 25,000 | 25,000 |
| | Advance To Suppliers/Contractors | (1,178) | (1,178) |
| | Other advance | 75,837 | 91,791 |
| | | 79,536,672 | 85,645,475 |



| | Amount in Taka | |
|--|--------------------|--------------------|
| | 30.06.2019 | 30.06.2018 |
| 13.01.1 Advance To Contractors: TK. 61,437,161 | | |
| BSEC | 40,000,000 | 40,000,000 |
| BITAC | 21,000,000 | 21,000,000 |
| Titas gas transmission | 61,000 | 61,000 |
| M A Samad, BAR AT LAW | 40,000 | 40,000 |
| Probal international | 336,161 | 336,161 |
| | 61,437,161 | 61,437,161 |
| 13.02 Deposits: TK. 1,017,492 | | |
| Head Office (i) | 995,942 | 995,942 |
| Chittagong Office (ii) | 21,550 | 21,550 |
| | 1,017,492 | 1,017,492 |
| (i) Head Office: TK. 995,942 | | |
| Central Telegraph Office | 59,035 | 59,035 |
| Telephone Security Deposit | 353,450 | 353,450 |
| Franking Machine | 6,148 | 6,148 |
| Dhaka Electric Supply | 375,800 | 375,800 |
| Titas Gas | 138,921 | 138,921 |
| Bank Looker Deposit | 500 | 500 |
| Others Deposits | 62,088 | 62,088 |
| | 995,942 | 995,942 |
| (ii) Chittagong Office: TK. 21,550 | | |
| Central Telegraph Office ctg. | 750 | 750 |
| Chittagong Electricity Supply | 750 | 750 |
| Chittagong WASA | 50 | 50 |
| Telephone Security B.O. Deposit | 20,000 | 20,000 |
| | 21,550 | 21,550 |
| 13.03 Film & Pubication (Prepayment): TK. 390,085 | | |
| Film & Publication | 390,085 | 390,085 |
| | 390,085 | 390,085 |
| 13.04 Advance Income Tax: TK. 62,774,227 | | |
| Tax Deducted at Source-CASH | 13,103 | 13,103 |
| Tax Deducted at Source-H.O | 62,297,315 | 53,416,139 |
| Salary Income Tax -B.O. | - | 43,217 |
| Tax Deducted at Source-B.O | 463,809 | 457,551 |
| | 62,774,227 | 53,930,010 |
| 14.00 SUNDRY DEBTORS: TK. 143,702,368 | | |
| Head Office | 104,865,306 | 99,700,556 |
| Branch Office | 27,948,639 | 21,910,419 |
| Distribution Division | 3,396,464 | 3,396,464 |
| Other Receivable | 7,491,960 | 7,491,960 |
| | 143,702,368 | 132,499,398 |

Details have been shown in Annexure- 'F'



| | | Amount in Taka | |
|--------------|--|-----------------------|-----------------------|
| | | 30.06.2019 | 30.06.2018 |
| 15.00 | STOCK AND STORES: TK. 8,591,152 | | |
| | Loose Tools | 5,657,414 | 4,972,495 |
| | Medicine | 321,478 | 453,495 |
| | Printing & Stationery | 2,510,229 | 3,121,143 |
| | Capital Stores | 102,030 | 102,030 |
| | | 8,591,152 | 8,649,163 |
| 16.00 | CASH AND BANK BALANCES: TK. 1,516,928,386 | | |
| | Cash at Bank (16.01) | 1,516,845,074 | 1,735,841,494 |
| | Cash in Hand (16.02) | 83,312 | 155,406 |
| | | 1,516,928,386 | 1,735,996,900 |
| 16.01 | Cash at Bank: TK. 1,516,845,074 | | |
| | The break-up of the above bank balance are as follows: | | |
| | BCIC Head Office | 1,409,501,801 | 1,682,882,521 |
| | BCIC Branch Office | 97,736,578 | 40,442,999 |
| | BCIC College | 9,550,780 | 12,460,059 |
| | BCIC Distribution Division | 55,915 | 55,915 |
| | | 1,516,845,074 | 1,735,841,494 |
| | Detail have been shown in Annexure-'E' | | |
| 16.02 | Cash in Hand: TK. 83,312 | | |
| | Head office | 73,675 | 74,600 |
| | Branch Office | 6,000 | 7,529 |
| | BCIC College | 3,637 | 73,277 |
| | | 83,312 | 155,406 |
| 17.00 | Investment in FDR: TK. 29,047,791,106 | | |
| | FDR -Head office (17.01) | 29,033,459,394 | 26,241,807,009 |
| | FDR -BCIC College (17.02) | 531,712 | 522,390 |
| | FDR -Branch office (17.03) | 13,800,000 | 13,800,000 |
| | | 29,047,791,106 | 26,256,129,399 |
| 17.01 | FDR (Head office): TK. 29,033,459,394 | | |
| | Janata Bank Ltd., Local Office | 7,062,258,425 | 6,311,800,000 |
| | Janata Bank Ltd., Corporate Br. | 1,771,600,000 | 1,811,600,000 |
| | Bangladesh Krishi Bank, Local Office | 7,634,800,000 | 6,884,800,000 |
| | BASIC Bank Ltd., Dilkusha Br., Dhaka | 3,661,293,960 | 2,344,300,000 |
| | Oriental Bank Ltd., Bangshal Br. | 11,807,009 | 11,807,009 |
| | Agrani Bank Ltd., | 1,029,200,000 | 1,229,200,000 |
| | Sonali Bank Ltd. | 6,598,300,000 | 6,948,300,000 |
| | Rupali Bank Ltd., Head Office | 1,264,200,000 | 700,000,000 |
| | Total | 29,033,459,394 | 26,241,807,009 |
| | Detail have been shown in Annexure-'G' | | |
| 17.02 | FDR (BCIC College): TK. 531,712 | | |
| | Sonali Bank Ltd. Mirpur, S-1, FDR No-0373240/35 | 277,825 | 272,961 |
| | Sonali Bank Ltd. Mirpur, S-1, FDR No-259646/593 | 253,887 | 249,429 |
| | Total | 531,712 | 522,390 |
| | Detail have been shown in Annexure-'D' | | |



| | | Amount in Taka | |
|--------------|--|-----------------------|-----------------------|
| | | 30.06.2019 | 30.06.2018 |
| 17.03 | FDR (Branch office): TK. 13,800,000 | | |
| | Rupali Bank Ltd., Branch Office | 6,900,000 | 6,900,000 |
| | Arab Bangladesh Bank Ltd, Branch Office | 2,500,000 | 2,500,000 |
| | IFIC Bank Ltd, Branch Office | 2,500,000 | 2,500,000 |
| | Trust Bank Ltd, Branch Office | 1,900,000 | 1,900,000 |
| | Total | 13,800,000 | 13,800,000 |
| 18.00 | Authorised Capital | | |
| | The Authorized Share Capital of the Corporation is Tk. 10,000,000 divided into 100,000 shares of Tk. 100/- | | |
| 19.00 | SUBSCRIBED & PAID-UP CAPITAL: TK. 2,500,000 | | |
| | Bangladesh Fertilizer & Pharmaceuticals Corp. | 500,000 | 500,000 |
| | Bangladesh Paper & Board Corporation | 500,000 | 500,000 |
| | Bangladesh Tanneries Corporation | 1,500,000 | 1,500,000 |
| | | 2,500,000 | 2,500,000 |
| 20.00 | RESERVE & SURPLUS : TK. 37,473,314,532 | | |
| | General Reserve | 206,849,291 | 206,849,291 |
| | Capital Reserve | 30,852,895 | 30,852,895 |
| | Distribution Division | 7,209,387 | 7,209,387 |
| | KAFCO | 37,228,402,959 | 34,740,585,816 |
| | | 37,473,314,532 | 34,985,497,390 |
| 21.00 | FUND FOR ENTERPRIS: TK. 39,484,751,502 | | |
| | Govt. Share Capital Fund in Companies (21.01) | 2,934,016,350 | 2,934,016,350 |
| | Govt. Equity Fund (21.02) | 34,068,553,302 | 33,400,573,302 |
| | BCIC Equity Fund (21.03) | 2,344,676,700 | 2,344,676,700 |
| | Capital Grant (TIC1) (21.04) | 25,561,000 | 25,561,000 |
| | Govt. Quasi Fund (21.05) | 111,944,150 | 111,944,150 |
| | | 39,484,751,502 | 38,816,771,502 |
| 21.01 | Govt. Share Capital Fund in Companies: TK. 2,934,016,350 | | |
| | Natural Gas Fertilizer factory Ltd. | 55,745,070 | 55,745,070 |
| | Khulna Newsprint Mills Ltd. | 168,660,000 | 168,660,000 |
| | Ashuganj Fertilizer And Chemical Company Limited (AFCCL) | 2,510,904,400 | 2,510,904,400 |
| | Khulna Hardboard Mills Ltd. | 3,757,000 | 3,757,000 |
| | Bayer Corp. science (Agrovate) | 8,000,000 | 8,000,000 |
| | Rhone Poulence (Aventis Pharma) | 21,600,000 | 21,600,000 |
| | Dhaka Match Industries Company | 25,500,000 | 25,500,000 |
| | Usmania Glass Sheet Factory Ltd. | 17,850,000 | 17,850,000 |
| | Noverties (BD) Ltd. | 62,576,900 | 62,576,900 |
| | Lira Industrial Enterprise Ltd. | 312,500 | 312,500 |
| | KAFCO (Govt.) | 17,000,000 | 17,000,000 |
| | Syngenta Bd. Ltd. (CibaGeigy) | 39,525,600 | 39,525,600 |
| | Chhatak Cement Company Ltd. | 2,584,880 | 2,584,880 |
| | | 2,934,016,350 | 2,934,016,350 |



| | Amount in Taka | |
|---|-----------------------|-----------------------|
| | 30.06.2019 | 30.06.2018 |
| 21.02 Govt. Equity Fund: TK. 34,068,553,302 | | |
| Natural Gas Fertilizer Factory Ltd. | 749,258,200 | 749,258,200 |
| Urea Fertilizer Factory Ltd. | 4,354,825,976 | 4,354,825,976 |
| TSP Complex Ltd. | 605,223,000 | 605,223,000 |
| Chittagong Urea Fertilizer Ltd. | 7,483,715,000 | 7,483,715,000 |
| Palash Urea Fertilizer Factory Ltd. | 901,121,000 | 901,121,000 |
| Ashuganj Fertilizer And Chemical Company Limited (AFCCL) | 1,817,731,400 | 1,817,731,400 |
| Jamuna Fertilizer Company Ltd. | 6,426,153,800 | 6,426,153,800 |
| Chittagong Chemical Complex | 47,000,000 | 47,000,000 |
| Chhatak Cement Company Ltd. | 151,015,120 | 151,015,120 |
| Khulna Newsprint Mills Ltd. | 200,225,000 | 200,225,000 |
| Khulna Hardboard Mills Ltd. | 2,500,000 | 2,500,000 |
| North Bengal Paper Mills Ltd. | 238,842,000 | 238,842,000 |
| Karnaphuli Rayon & Chemicals Ltd. | 308,715,040 | 308,715,040 |
| Sylhet Pulp & Paper Mills Ltd. | 320,650,000 | 320,650,000 |
| Bangladesh Insulator & Sanitaryware Factory Ltd. | 187,795,000 | 187,795,000 |
| Kohlnoor Battery Manufactures Ltd. | 20,000,000 | 20,000,000 |
| Karnaphuli Paper Mills Ltd. | 1,034,842,616 | 1,034,842,616 |
| Usmania Glass Sheet Factory Ltd. | 39,420,750 | 39,420,750 |
| DAP Fertilizer Company Ltd. | 3,339,100,000 | 3,339,100,000 |
| Shajalal Fertilizer Company Ltd. (project) | 5,331,384,400 | 5,091,384,400 |
| Chhatak Cement Company Ltd. Dry process | 121,055,000 | 81,055,000 |
| TICI | 1,980,000 | - |
| 13 Buffer Project | 320,000,000 | - |
| GPUFP | 66,000,000 | - |
| | 34,068,553,302 | 33,400,573,302 |
| 21.03 BCIC Equity Fund From (AFCL & CUFL): TK. 2,344,676,700 | | |
| Ashuganj Fertilizer And Chemical Company Limited (AFCCL) Investment in JFCL | 880,000,000 | 880,000,000 |
| Chittagong Urea Fertilizer Ltd. (Investment in KAFCO) | 487,398,300 | 487,398,300 |
| Ashuganj Fertilizer And Chemical Company Limited (AFCCL) Investment in KAFCO | 974,848,400 | 974,848,400 |
| BCIC Investment in KAFCO | 2,430,000 | 2,430,000 |
| | 2,344,676,700 | 2,344,676,700 |
| 21.04 Capital Grant (TICI): TK. 25,561,000 | | |
| This represents fund released by the Government for establishment for the Training Institute of Chemical Industri at Ghorashal. The year wise break up of the above amount is as under: | | |

| Year | Amount in Taka | |
|--------------|-------------------|-------------------|
| | FY 2018-2019 | FY 2017-2018 |
| 1987-88 | 6,300,000 | 6,300,000 |
| 1988-89 | 6,900,000 | 6,900,000 |
| 1989-90 | 120,000 | 120,000 |
| 1990-91 | 12,241,000 | 12,241,000 |
| Total | 25,561,000 | 25,561,000 |



| | | Amount in Taka | |
|-----------------|--|-----------------------|-----------------------|
| | | 30.06.2019 | 30.06.2018 |
| 21.05 | Govt. Quasi Fund: 111,944,150 | | |
| | This represents the revaluation gain of fixed assets which was transferred to Govt. Quasi Fund of Usmania Glass Sheet Factory Ltd. | 111,944,150 | 111,944,150 |
| | | 111,944,150 | 111,944,150 |
| 22.00 | LONG TERM LOAN: TK. 86,718,228,489 | | |
| | Government ADP Loan (22.01) | 19,732,622,289 | 18,271,480,965 |
| | Foreign Loan (22.02) | 63,729,402,735 | 57,034,684,597 |
| | Bank Debenture Loan (22.03) | 178,808,748 | 178,808,748 |
| | Govt. Debenture Loan (22.04) | 293,930,000 | 293,930,000 |
| | Interest Reserve A/c. (22.05) | 2,783,464,717 | 2,730,301,716 |
| | | 86,718,228,489 | 78,509,206,026 |
| 22.01 | Government ADP Loan: TK. 19,732,622,289 | | |
| | Annual development Programme Loan (22.01.01) | 11,254,285,656 | 10,258,255,656 |
| | Interest on Annual Development Programme Loan (22.01.02) | 5,123,413,317 | 4,658,301,992 |
| | Non Development Programme Loan (22.01.03) | 973,119,316 | 973,119,316 |
| | Govt. Non-Development Programme loan (Voluntary) (22.01.04) | 426,104,000 | 426,104,000 |
| | Govt. Non-Development Programme loan (Pay-off) (22.01.05) | 1,739,800,000 | 1,739,800,000 |
| | Govt. Non-Development Programme Loan (Voluntary Retirement) (22.01.06) | 215,900,000 | 215,900,000 |
| | | 19,732,622,289 | 18,271,480,965 |
| 22.01.01 | Annual Development Programme: TK. 11,254,285,656 | | |
| | Natural Gas Fertilizer Factory Ltd. | 566,815,750 | 566,815,750 |
| | Jamuna Fertilizer Company Ltd. | 1,107,284,200 | 1,107,284,200 |
| | Shahajalal Fertilizer Co. Ltd. | 4,469,566,600 | 4,109,566,600 |
| | Khulna Newsprint Mills Ltd. | 167,224,000 | 167,224,000 |
| | Khulna Hardboard Mills Ltd. | 4,705,905 | 4,705,905 |
| | Eastern Pulp & Paper Mills Ltd. | 5,100,000 | 5,100,000 |
| | Long Term Prospect for Pulp & Paper Mills | 150,000 | 150,000 |
| | Rahim Pulp & Paper Mills Ltd. | 1,350,000 | 1,350,000 |
| | Magura Paper Mills Ltd. | 10,150,000 | 10,150,000 |
| | Chhatak Cement Co. Ltd. | 651,751,309 | 651,751,309 |
| | Chittagong Chemical Complex | 315,561,846 | 315,561,846 |
| | Takerghat Lime Stone Mining Project | 23,182,028 | 23,182,028 |
| | Squibb of Bangladesh Ltd. | 459,886 | 459,886 |
| | Petro Chemical Company | 2,621,263 | 2,621,263 |
| | Sulphuric Acid Plant | 1,325,000 | 1,325,000 |
| | Contraceptive of Birth Control | 350,000 | 350,000 |
| | PVC Complex | 500,000 | 500,000 |
| | Dhaka Leather Company Ltd. | 13,035,500 | 13,035,500 |
| | Bogra Leather Complex | 750,000 | 750,000 |
| | BMRE of Tanneries | 628,000 | 628,000 |
| | Feasibility Study on Shoe Market | 60,000 | 60,000 |
| | Synthetic Aggregate Plant | 100,000 | 100,000 |
| | Gypsum & Soda Ash Complex | 75,000 | 75,000 |
| | WAVIN (BD) Ltd. | 100,000 | 100,000 |
| | Ciba Geigy (Blocked) | 689,000 | 689,000 |
| | Urea Fertilizer Factory Ltd. | 812,909,000 | 812,909,000 |
| | DAP Fertilizer Company Ltd.-Chtg.- | 185,400,000 | 185,400,000 |



| | Amount in Taka | |
|--|-----------------------|-----------------------|
| | 30.06.2019 | 30.06.2018 |
| Karnaphuli Paper Mills Ltd. | 976,320,000 | 976,320,000 |
| Karnaphuli Royan & Chemicals Ltd. | 78,000,000 | 78,000,000 |
| Ashuganj Fertilizer And Chemical Company Limited (AFCCCL) | 884,607,600 | 884,607,600 |
| Polash Urea Fertilizer Factory Ltd. | 242,833,770 | 242,833,770 |
| Chhatak Cement Co. Ltd. (Dry Process) | 151,680,000 | 2,970,000 |
| Training Institute for Chemical Industries | - | 91,680,000 |
| 13 Buffer Project | 480,000,000 | - |
| GPUFP | 99,000,000 | - |
| | 11,254,285,656 | 10,258,255,656 |
| 22.01.02 Interest on Annual Development Programme Loan: TK. 5,123,413,317 | | |
| Natural Gas Fertilizer Factory Ltd. | 298,529,164 | 298,529,164 |
| Jamuna Fertilizer Company Ltd. | 599,696,944 | 553,428,494 |
| Shahajalal Fertilizer Co. Ltd. | 906,526,482 | 716,983,397 |
| Khulna Newsprint Mills Ltd. | 211,132,954 | 202,771,754 |
| Khulna Hardboard Mills Ltd. | 12,717,153 | 12,481,859 |
| Eastern Pulp & Paper Mills Ltd. | 9,591,297 | 9,336,297 |
| Long Term Prospect for Pulp & Paper Mills | 268,325 | 268,325 |
| Rahim Pulp & Paper Mills Ltd. | 2,751,958 | 2,684,458 |
| Magura Paper Mills Ltd. | 19,849,219 | 19,341,719 |
| Chhatak Cement Company Ltd. | 1,028,019,105 | 994,272,395 |
| Chittagong Chemical Complex | 462,423,057 | 446,644,965 |
| Squibb of Bangladesh Ltd. | 1,253,985 | 1,230,991 |
| Petro Chemical Complex | 7,405,684 | 7,274,621 |
| Sulphuric Acid Plant | 2,848,250 | 2,848,250 |
| Contraceptive of Birth Control | 753,000 | 753,000 |
| PVC Complex | 1,451,188 | 1,426,188 |
| Dhaka Leather Company Ltd. | 34,574,941 | 33,923,166 |
| Bogra Leather Complex | 1,672,000 | 1,672,000 |
| MBRE of Tanneries | 1,286,790 | 1,286,790 |
| Feasibility Study on Shoe Market | 135,200 | 135,200 |
| Synthetic Aggregate Plant | 262,000 | 257,000 |
| Gypsum & Soda Ash Complex | 176,938 | 173,188 |
| Ciba Geigy (Blocked) | 1,327,255 | 1,327,255 |
| Urea Fertilizer Factory Ltd. | 564,272,073 | 523,626,623 |
| DAP Fertilizer Company Ltd. | 98,880,000 | 89,610,000 |
| Karnaphuli Paper Mills Ltd. | 440,673,250 | 394,032,250 |
| Chittagong Urea Fertilizer Ltd. | 38,474,240 | 38,474,240 |
| Karnaphuli Rayon & Chemicals Ltd. | 79,755,000 | 75,855,000 |
| Ashuganj Fertilizer And Chemical Company Limited (AFCCCL) | 155,033,880 | 118,099,380 |
| Polash Urea Fertilizer Factory Ltd. | 121,732,524 | 107,365,524 |
| Training Institute for Chemical Industries | - | 24,000 |
| Chhatak Cement Co. Ltd. (Dry Process) | 10,189,460 | 2,164,500 |
| 13 Buffer Project | 9,500,000 | - |
| GPUFP | 250,000 | - |
| | 5,123,413,317 | 4,658,301,992 |
| 22.01.03 Non-Development Govt. ADP Loan: TK. 973,119,316 | | |
| North Bengal Paper Mills Ltd. | 76,219,116 | 76,219,116 |
| Sylhet Pulp & Paper Mills Ltd. | 54,300,200 | 54,300,200 |
| KAFCO (CSCFRN) | 620,000,000 | 620,000,000 |
| Khulna Newsprint Mills Ltd. | 219,800,000 | 219,800,000 |
| Khulna Hardboard Mills Ltd. | 2,800,000 | 2,800,000 |
| | 973,119,316 | 973,119,316 |



| | Amount in Taka | |
|--|-----------------------|-----------------------|
| | 30.06.2019 | 30.06.2018 |
| 22.01.04 Govt. Non-Development Programme Loan (Voluntary): TK. 426,104,000 | | |
| Karnaphuli Paper Mills Ltd. | 57,100,000 | 57,100,000 |
| Khulna Newsprint Mills Ltd. | 12,500,000 | 12,500,000 |
| Bangladesh Manufacture Ind. Ltd. (Ujala Match Factory Ltd.) | 8,963,000 | 8,963,000 |
| Kohinoor Battery Mfg. Co. Ltd. | 83,585,000 | 83,585,000 |
| Karnaphuli Rayon & Chemicals Ltd | 263,956,000 | 263,956,000 |
| | 426,104,000 | 426,104,000 |
| 22.01.05 Govt. Non-Development Programme Loan (Pay Off): TK. 1,739,800,000 | | |
| Khulna Newsprint Mills Ltd. | 657,800,000 | 657,800,000 |
| Khulna Hardboard Mills Ltd. | 39,500,000 | 39,500,000 |
| North Bengal Paper Mills Ltd. | 339,000,000 | 339,000,000 |
| Karnaphuli Rayon & Chemicals Ltd. | 244,500,000 | 244,500,000 |
| Sylhet Pulp & Paper Mills Ltd. | 267,700,000 | 267,700,000 |
| Chittagong Chemical Complex | 82,400,000 | 82,400,000 |
| Bangladesh Manufacture Ind. Ltd. (Ujala Match Factory Ltd.) | 95,800,000 | 95,800,000 |
| LIRA | 13,100,000 | 13,100,000 |
| | 1,739,800,000 | 1,739,800,000 |
| 22.01.06 Govt. Non-Development Programme Loan (Golden Handshake): TK. 215,900,000 | | |
| Natural Gas Fertilizer Factory Ltd. | 6,700,000 | 6,700,000 |
| Urea Fertilizer Factory Ltd. | 5,500,000 | 5,500,000 |
| TSP Complex Ltd. | 6,200,000 | 6,200,000 |
| Ashuganj Fertilizer And Chemical Company Limited (AFCCCL) | 4,800,000 | 4,800,000 |
| Palash Urea Fertilizer Factory Ltd. | 5,300,000 | 5,300,000 |
| Chittagong Urea Fertilizer Ltd. | 4,500,000 | 4,500,000 |
| Jamuna Fertilizer Company Ltd. | 4,700,000 | 4,700,000 |
| Karnaphuli Paper Mills Ltd. | 130,500,000 | 130,500,000 |
| Chhatak Cement Co. Ltd. | 14,900,000 | 14,900,000 |
| Bangladesh Insulator & Sanitaryware Factory Ltd. | 6,400,000 | 6,400,000 |
| Training Institute for Chemical Industries | 600,000 | 600,000 |
| Usmania Glass Sheet Factory Ltd. | 1,500,000 | 1,500,000 |
| Head Office | 24,300,000 | 24,300,000 |
| | 215,900,000 | 215,900,000 |
| 22.02 Foreign Loan: TK. 63,729,402,735 | | |
| Loan under Government Protocol | | |
| Principal (Note -22.02.01) | 48,619,461,304 | 56,081,343,291 |
| Interest (Note -22.02.02) | 14,207,350,698 | - |
| Total Loan under Government Protocol | 62,826,812,002 | 56,081,343,291 |
| Suppliers Credit (CCCL) | 74,340 | 50,824,913 |
| AID/Grant (Note 21.02.03) | 902,516,393 | 902,516,393 |
| | 63,729,402,735 | 57,034,684,597 |



| Amount in Taka | |
|----------------|------------|
| 30.06.2019 | 30.06.2018 |

22.02.01 Loan Under Govt. Protocol: TK. 48,619,461,304

| Particulars | FY 2018-2019 | | FY 2017-18 |
|--|-----------------------|-----------------------|-----------------------|
| | Foreign Currency | Local Currency | Local Currency |
| Natural Gas Fertilizer Factory Ltd. | 207,110,853 | 174,688,014 | 174,688,014 |
| 6th Yen Credit | 206,580,988 | 160,389,479 | 160,389,479 |
| Supplementary assistance(IDA Credit) | 529,865 | 14,298,535 | 14,298,535 |
| Urea Fertilizer Factory Ltd. | 17,645,578,660 | 14,034,549,197 | 13,642,119,246 |
| Yen Credit EXIM Bank | 3,706,679,777 | 2,932,354,372 | 2,850,066,081 |
| OECP Loan | 10,148,803,845 | 8,028,718,722 | 7,803,415,276 |
| IDA Suppliers Loan | 3,789,197,500 | 2,997,634,142 | 2,913,513,958 |
| JBIC Loan | 897,538 | 75,841,961 | 75,123,931 |
| Polash Urea Fertilizer Factory Ltd. | 33,189,000 | 329,609,916 | 329,609,916 |
| Chinese Credit | 33,189,000 | 329,609,916 | 329,609,916 |
| Jamuna Fertilizer Co. Ltd. | - | - | 3,657,692,405 |
| BD-P-24 | - | - | 1,014,550,475 |
| BD-P-27 | - | - | 1,897,943,636 |
| BD-P-28 | - | - | 745,198,294 |
| North Bengal Paper Mills Ltd. | 24,620,319 | 17,319,445 | 17,319,445 |
| Japan | 24,566,788 | 12,123,710 | 12,123,710 |
| England | 53,531 | 5,195,735 | 5,195,735 |
| Karnaphuli Rayon & Chemicals Ltd. | 5,255,504,644 | 1,750,083,047 | 1,750,083,047 |
| Yen Credit | 1,459,005,465 | 485,848,820 | 485,848,820 |
| JBIC (OECP) Loan | 3,796,499,179 | 1,264,234,227 | 1,264,234,227 |
| Chhatak Cement Co. Ltd. | 10,640,053 | 848,374,373 | 840,437,192 |
| ADB Credit | 9,982,017 | 843,432,523 | 835,495,342 |
| French Credit | 658,036 | 4,941,850 | 4,941,850 |
| Chittagong Chemical Complex | 208,133,851 | 855,091,887 | 855,091,887 |
| ABD-506 | 206,950,000 | 819,090,000 | 819,090,000 |
| JBIC (OECP) Loan BD | 1,183,851 | 36,001,887 | 36,001,887 |
| DAP | 2,920,758,979 | 3,704,626,257 | 7,088,936,290 |
| Exim | 120,388,437 | 1,489,253,121 | 4,881,794,265 |
| JBIC | 2,800,370,542 | 2,215,373,136 | 2,207,142,025 |
| Usmania Glass Sheet factory Ltd. | - | 72,158,348 | 79,373,348 |
| Belgium Grant | - | 72,158,348 | 79,373,348 |
| Shahjalal Fertilizer Co. Ltd. | 317,549,832 | 26,832,960,820 | 27,645,992,501 |
| China | 141,073,335 | 11,920,696,823 | 11,814,891,806 |
| China | 176,476,497 | 14,912,263,997 | 15,831,100,695 |
| TOTAL | 26,623,086,191 | 48,619,461,304 | 56,081,343,291 |



| Amount in Taka | |
|----------------|------------|
| 30.06.2019 | 30.06.2018 |

22.02.02 Interest on Loan Under Govt. Protocol: TK. 14,207,350,698

| Particulars | Local Currency | |
|--|-----------------------|-------------|
| | FY: 2018-19 | FY: 2017-18 |
| Natural Gas Fertilizer Factory Ltd. | 121,319,461 | - |
| 6th Yen Credit | 97,433,863 | - |
| Supplementary assistance(IDA Credit) | 23,885,598 | - |
| Jamuna Fertilizer Co. Ltd. | 547,404,217 | - |
| BD-P-24 | (95,176,848) | - |
| BD-P-27 | 492,339,239 | - |
| BD-P-28 | 150,241,826 | - |
| Chhatak Cement Co. Ltd. | 1,501,317,901 | - |
| ADB Credit | 1,492,288,530 | - |
| French Credit | 9,029,371 | - |
| Chittagong Chemical Complex | 1,295,508,000 | - |
| ABD-506 | 1,295,508,000 | - |
| DAP | 4,223,103,971 | - |
| Exim | 2,862,704,314 | - |
| JBCI | 1,360,399,657 | - |
| Usmania Glass Sheet factory Ltd. | 141,694,000 | - |
| Belgium Grant | 141,694,000 | - |
| Shahjalal Fertilizer Co. Ltd. | 6,377,003,148 | - |
| China | 2,691,288,329 | - |
| China | 3,685,714,819 | - |
| TOTAL | 14,207,350,698 | - |

22.02.03 AID/Grant: TK. 902,516,393

| | | |
|----------------------------------|--------------------|--------------------|
| TICI- Nether Land- Aid/Grant | 348,978,814 | 348,978,814 |
| KHBM- Aid/Grant | 10,210,493 | 10,210,493 |
| BD Paper Mills Ltd.- Aid/Grant | 162,024 | 162,024 |
| CCCL- Aid/Grant | 16,521,910 | 16,521,910 |
| KPM- UNIDO- Aid/Grant | 3,334,952 | 3,334,952 |
| KAFCO- Danida Grant- Aid/Grant | 296,343,000 | 296,343,000 |
| KAFCO- Nordic Credit- Aid/ Grant | 226,965,200 | 226,965,200 |
| | 902,516,393 | 902,516,393 |

22.03 Bank Debenture Loan: 178,808,748

| | | |
|-----------------------|--------------------|--------------------|
| Agrani Bank Ltd.(KPM) | 112,280,951 | 112,280,951 |
| Agrani Bank Ltd.(KRC) | 66,527,797 | 66,527,797 |
| | 178,808,748 | 178,808,748 |

22.04 Govt. Debenture Loan: TK. 293,930,000

| | | |
|---|--------------------|--------------------|
| Chittagong Cement Clinker and Grinding Co. Ltd. | 137,900,000 | 137,900,000 |
| Kohinoor Chemicals Co. (BD) Ltd. | 103,500,000 | 103,500,000 |
| Eagle Box and Cartoon Mfg. Ltd. | 52,530,000 | 52,530,000 |
| | 293,930,000 | 293,930,000 |



| | | Amount in Taka | |
|--------------|---|----------------------|----------------------|
| | | 30.06.2019 | 30.06.2018 |
| 22.05 | Interest Reserve A/C: TK. 2,783,464,717 | | |
| | Interest on C/A (KCCL) | 244,306,419 | 244,306,419 |
| | Interest on C/A (DLC) | 348,985,910 | 348,985,910 |
| | Interest on C/A (MPM) | 11,769,379 | 11,769,379 |
| | Interest BCIC Debenture (KCCL) | 322,920,000 | 322,920,000 |
| | Interest on BCIC Debenture (Eagle Box) | 118,936,350 | 118,936,350 |
| | Interest on FRN Loan (KAFCO) | 85,281,802 | 85,281,802 |
| | Interest on C/A (BD Fertilizer & Agro Chemical) | 2,798,076 | 2,798,076 |
| | Interest on CSCFRN (KAFCO) | 894,979,204 | 853,237,204 |
| | Interest on C/A (KBM) | 162,802,468 | 162,802,468 |
| | Interest on C/A (UMF) | 36,991,722 | 36,991,722 |
| | Interest on C/A (LIRA) | 132,803,078 | 132,803,078 |
| | Interest on Govt. pay off Fund | 149,660,334 | 146,510,334 |
| | Interest on Golden Handshake Fund | 243,204,222 | 234,933,222 |
| | Interest on DRGA Loan (KAFCO) | 28,025,752 | 28,025,752 |
| | | 2,783,464,717 | 2,730,301,716 |
| 23.00 | PRICE DEFERRENTAIL A/C-KAFCO: TK. 1,938,751,254 | | |
| | Deferral Gas Bill A/C.- KAFCO | 1,617,888,534 | 1,617,888,534 |
| | KAFCO Int. on Deferred Gas Bill | 327,794,002 | 327,794,002 |
| | KAFCO Int. on Delay. Pay. of Gas Bill | 115,686,010 | 115,686,010 |
| | Int. on BGSL Gas Bill Payable | (122,617,292) | (122,617,292) |
| | | 1,938,751,254 | 1,938,751,254 |
| 24.00 | LOAN FROM VARIOUS SOURCES: TK. 3,214,221,578 | | |
| | Chittagong Urea Fertilizer Ltd. | 1,375,734,867 | 1,375,734,867 |
| | Ashuganj Fertilizer And Chemical Company Limited (AFCCCL) | 204,768,519 | 204,768,519 |
| | TSP Complex Ltd. | 819,416,891 | 819,416,891 |
| | Jamuna Fertilizer Co. Ltd. | 99,837,939 | 99,837,939 |
| | Natural Gas Fertilizer Factory Ltd. | 418,544,380 | 418,544,380 |
| | Urea Fertilizer Factory Ltd. | 295,918,982 | 295,918,982 |
| | | 3,214,221,578 | 3,214,221,578 |
| 25.00 | EMPLOYEES BENEFIT: TK. 77,485,748 | | |
| | Employer's PF contr. Pay.- KHBML | 639,268 | 173,456 |
| | CCC Employer's PF contr. Payable | 133,139 | 7,944 |
| | BCIC Employer's PF contr. Payable-KNM | 14,729,581 | 10,078,789 |
| | SPPM PF Contr. Payable | 2,060,169 | - |
| | NBPM PF Contr. Payable | 9,581,283 | - |
| | BCIC-GFT Payable | - | 75,275,000 |
| | UGSF-GFT Payable | 51,808 | 51,808 |
| | LIRA-GFT Payable | 195,053 | 195,053 |
| | BMI(Ujala)- GFT Payable | 107,092 | 107,092 |
| | KHBML-GFT. Payable | 7,455,897 | 7,273,466 |
| | CCC GFT Payable | 5,752,039 | 5,681,275 |
| | KNM GFT Payable | 13,007,043 | 11,396,905 |
| | SPPM GFT Payable | 2,813,985 | - |
| | NBPM GFT Payable | 13,267,683 | - |
| | BCIC Leave Salary Payable | 7,207,488 | 7,207,488 |
| | Eag Box & Car MGFG.co.Ltd.-L.S. Pay | 225 | 225 |
| | Leave Salary Payable- KHBML | 349,608 | 360,767 |
| | Leave Salary Payable- CCC | 190,384 | 166,577 |
| | Leave Salary Payable- KNM | 1,370,446 | 1,412,586 |
| | Leave Salary Payable- SPPM | 191,232 | - |
| | Leave Salary Payable- NBPM | 543,779 | - |
| | BCIC Employer's PF contr. Payable | (2,161,454) | - |
| | | 77,485,748 | 119,388,431 |



| | | Amount in Taka | |
|--------------|--|----------------------|----------------------|
| | | 30.06.2019 | 30.06.2018 |
| 26.00 | Liabilities for Goods & Services: TK. 223,409,150 | | |
| | Suppliers/Contractors Bills Payable (26.01) | 94,178,433 | 109,089,708 |
| | Auditors Bills Payable(26.02) | 540,500 | 485,500 |
| | Utilities Bills Payable (26.03) | 37,269 | 37,269 |
| | Liabilities for Accrued Expenses(26.04) | 128,652,948 | 37,252,876 |
| | | 223,409,150 | 146,865,353 |
| 26.01 | Suppliers/Contractors Bills Payable: TK. 94,178,433 | | |
| | Foyzal Construction | 55,264 | 55,264 |
| | BCIC Head Office Colony- Banani | 123,192 | 123,192 |
| | Green Jute BSEC | 40,220,506 | 40,220,506 |
| | Green Jute BITAC | 20,900,000 | 20,900,000 |
| | Continental Courier Service | 11,682 | 11,682 |
| | Others S/Cont. Bills Payable | 32,867,788 | 47,841,787 |
| | Reneta Ltd. | - | (61,158) |
| | Aristo Pharma Ltd | - | (1,565) |
| | | 94,178,433 | 109,089,708 |
| 26.02 | Auditors Bills Payable: TK. 540,500 | | |
| | Head Office | 215,000 | 195,000 |
| | GFT | 221,000 | 221,000 |
| | PFT | 104,500 | 69,500 |
| | | 540,500 | 485,500 |
| 26.03 | Utilities Bills Payable: TK. 37,269 | | |
| | Telephone Bills Payable | 37,269 | 37,269 |
| | | 37,269 | 37,269 |
| 26.04 | Liabilities for Accrued Expenses: TK. 128,652,948 | | |
| | Salaries | 237,093 | 328,733 |
| | Employees Income Tax | 98,774,920 | - |
| | Recreation Leave | 431,222 | 479,077 |
| | Uniform & Liveries | 549,399 | 549,399 |
| | Others - HO | 126,106 | 126,106 |
| | Others - B.O | 28,534,208 | 35,769,561 |
| | | 128,652,948 | 37,252,876 |
| 27.00 | Liabilities for Other Finance: TK. 5,789,837,305 | | |
| | Accrued Expenses for Disinvested Enterprises (27.01) | 16,143,233 | 16,143,233 |
| | Dividend/profit continuation Payable to Govt. (27.02) | 352,710,139 | 362,191,311 |
| | Deduction & Withholding Accounts (27.03) | (71,342,194) | 4,117,476 |
| | Unclaimed Accounts (27.04) | 86,054 | 86,054 |
| | Undistributed ADP Loans of Joint Venture Units (27.05) | 16,698,000 | 16,698,000 |
| | Earnest Money | 127,400 | 127,400 |
| | Security deposits (27.06) | 52,836,235 | 50,831,300 |
| | Deposit Against Sales District Division | 208,062 | 208,062 |
| | Accrued Expenses against Closed Enterprises (27.07) | 129,693,804 | 124,148,415 |
| | Accrued Expenses Against Pay off Enterprise (27.08) | 1,087,018,033 | 930,406,379 |
| | Project Current A/c. (27.09) | 15,941,935 | 15,967,665 |
| | Enterprise current A/c. (27.10) | 3,780,945,567 | 3,014,137,010 |
| | Other Liabilities (27.11) | 46,912,193 | 32,502,036 |
| | Management Expenses Clearing A/C | 361,858,846 | 216,731,597 |
| | | 5,789,837,305 | 4,784,295,935 |



| | Amount in Taka | |
|---|-------------------|-------------------|
| | 30.06.2019 | 30.06.2018 |
| 27.01 Accrued Expenses for Disinvested Enterprises: TK. 16,143,233 | | |
| Bangladesh Paper Products | 282,764 | 282,764 |
| Bangladesh Paper Mills | 147,211 | 147,211 |
| Marium Limited | 230,909 | 230,909 |
| Habib Match Industries | 135,033 | 135,033 |
| Sattar Match Works | 3,916,070 | 3,916,070 |
| Ibrahim Match | 19,571 | 19,571 |
| Golden Match Works | 238,049 | 238,049 |
| Chattar Match Factory | 44,317 | 44,317 |
| Aziz Match Factory | 1,011,401 | 1,011,401 |
| East Bengal Tannery | 2,018 | 2,018 |
| Inam Tannery | 63,004 | 63,004 |
| Mahtab Tannery | 46,539 | 46,539 |
| Pioneer Tannery | 53,412 | 53,412 |
| Eastern Tannery | 467,755 | 467,755 |
| Madina Tannery | 1,010,877 | 1,010,877 |
| Orient Tannery | 104,636 | 104,636 |
| Bone Mills | 3,513 | 3,513 |
| Roushan Tannery | 263,008 | 263,008 |
| BD Crone Tannery | 83,164 | 83,164 |
| Bengal Corporation | 18,000 | 18,000 |
| Asiatic Tannery | 6,662 | 6,662 |
| Modern Tannery | 126,905 | 126,905 |
| Kohinoor Rubber Indus. | 101,021 | 101,021 |
| Karim Rubber Ind. | 55,401 | 55,401 |
| Paruma Eastern Ltd. | 458,718 | 458,718 |
| Bus Rubber Co. | 60,513 | 60,513 |
| National Rubber Indus. | 302,913 | 302,913 |
| Bengal Rubber Indus. | 1,393,884 | 1,393,884 |
| Bengal Belt. Corp. | 283,586 | 283,586 |
| Bella Artifitex | 84,949 | 84,949 |
| Hafiz Tannery | 612,112 | 612,112 |
| Alb. David | 227,286 | 227,286 |
| Crescent Industries | 1,411,172 | 1,411,172 |
| Farrokh Chemicals | 61,405 | 61,405 |
| Dry ICC & Carb. Gas | 339,810 | 339,810 |
| Synthetic Resin Complex | 12,461 | 12,461 |
| Metal Package | 942,886 | 942,886 |
| Jamil Soap Factory | 285,315 | 285,315 |
| BD Enamel Aluminim | 64,870 | 64,870 |
| BD National Tannery | 141,078 | 141,078 |
| Rahmania Tannery | 183,959 | 183,959 |
| Sovinnceer Tannery | 6,721 | 6,721 |
| Dilkusha Tannery | 41,149 | 41,149 |
| Jublee tannery | 18,721 | 18,721 |
| Ferdous Tannery | 758,485 | 758,485 |
| SNA Tannery | 3,125 | 3,125 |
| United Tannery | 6,250 | 6,250 |
| Bengal Tannery | 10,625 | 10,625 |
| | 16,143,233 | 16,143,233 |



| | | Amount in Taka | |
|--------------|---|---------------------|--------------------|
| | | 30.06.2019 | 30.06.2018 |
| 27.02 | Dividend/Profit Contribution Payable to Govt: TK. 352,710,139 | | |
| | Sanofi | 57,827,131 | 57,827,131 |
| | Usmania Glass Sheet Fact Ltd. | 89,556,318 | 89,556,318 |
| | Noverties (BD) Ltd. Cuba Geigy | 67,328,337 | 67,328,337 |
| | Chittagong Cement Cliner Grinding Co. Ltd. | 49,921,243 | 49,921,243 |
| | Kohinoor Chemical Co. (BD) Ltd. | 6,846,541 | 6,846,541 |
| | Eagle Box & Cartoon Mfg. Co. Ltd. | 584,595 | 584,595 |
| | Lira Industries Enterprise Ltd. | (2,510,045) | (2,510,045) |
| | Bayer Corp. Science | 12,353,992 | 12,353,992 |
| | Karnaphuli Paper Mills P/Vat Tax | 10,782,397 | 20,263,569 |
| | Syngenta Bd. Ltd. (Ciba Geigy) | 60,019,630 | 60,019,630 |
| | | 352,710,139 | 362,191,311 |
| 27.03 | Deduction & Withholding Accounts: TK. (71,342,194) | | |
| | CCCL - P/Vat Tax ry & P. Securities | 2,627,504 | 2,627,504 |
| | BISF-p/vat tax ry & p Securities | 218,694 | 38,480 |
| | Income Tax | 7,580,471 | 6,912,390 |
| | VAT Deducted at Source | 1,496,917 | 97,249 |
| | Recovery of Discount | 69,664 | 89,472 |
| | PF Employees Contrib | 23,728 | 5,838 |
| | PF Loan Recovery | 4,744 | - |
| | Welfare Subscription | (36,368) | - |
| | Welfare Loan Recovery | 20,250 | 23,250 |
| | BCIC Officer Ass. Subscription | 38,600 | - |
| | Employees Union subscription | 5,420 | 4,810 |
| | Revenue Stamp Recovery Acts | (16,010) | 1,830 |
| | Donation from Employees | 190,910 | 190,910 |
| | Salaries & Allowances | 157,580 | 157,580 |
| | W.P.F. Loan | 10,478 | 9,000 |
| | Deduction of Audit objection | 236,718 | 236,718 |
| | Service Charge | (125,672) | (98,392) |
| | BCIC Officer Ass. Subscr. | (122,100) | (122,100) |
| | Inc. Tax Deb.at Source-B.O.-Ded.& with | 4,100 | 4,100 |
| | Vat Deduct.at Source-B.O.-Ded.& with | 3,280 | 3,280 |
| | Welfare sub.B.O.-Ded.& with | (54,500) | (26,000) |
| | Others Dist Divi. | 795,900 | 795,900 |
| | College Development Fund | (84,472,501) | (6,834,343) |
| | | (71,342,194) | 4,117,476 |
| 27.04 | Unclaimed Accounts: TK. 86,054 | | |
| | Suppliers/Constructors Unclaimed Account | 86,054 | 86,054 |
| | | 86,054 | 86,054 |
| 27.05 | Undistributed ADP Loan to Joint Ventures Units: TK. 16,698,000 | | |
| | Magura Paper Mills Ltd. | 10,150,000 | 10,150,000 |
| | Rahim Pulp & Paper Mills Ltd. | 1,350,000 | 1,350,000 |
| | Eastern Pulp & Paper Mills Ltd. | 5,098,000 | 5,098,000 |
| | Wavin (BD) Ltd. | 100,000 | 100,000 |
| | | 16,698,000 | 16,698,000 |



| | | Amount in Taka | |
|--------------|--|----------------------|----------------------|
| | | 30.06.2019 | 30.06.2018 |
| 27.06 | Security Deposit: TK. 52,836,235 | | |
| | Security Deposit - Head Office | 36,511,291 | 33,606,356 |
| | Security Deposit-Branch Office | 16,324,944 | 17,224,944 |
| | | 52,836,235 | 50,831,300 |
| 27.07 | Accrued Expenses Against Closed Enterprises: TK. 129,693,804 | | |
| | Dhaka Leather Company Ltd. | 124,787,804 | 119,242,415 |
| | Kohinoor Battery Manu. Ltd. | 4,906,000 | 4,906,000 |
| | | 129,693,804 | 124,148,415 |
| 27.08 | Accrued Expenses Against Pay Off Enterprises: TK. 1,087,018,033 | | |
| | Khulna Newsprint Mills Ltd. | 257,674,000 | 228,697,000 |
| | North Bengal Paper Mills Ltd. | 148,618,000 | 130,150,000 |
| | Sylhet Pulp & Paper Mills Ltd. | 70,738,480 | 70,738,480 |
| | Khulna Hardboard Mills Ltd. | 24,459,000 | 17,408,000 |
| | Chittagong Chemical Complex | 501,123,853 | 402,484,199 |
| | Karnaphuli Rayon & Chemical Co. Ltd. | 77,312,700 | 73,836,700 |
| | Ujala Match Factory (BMI) | 5,303,000 | 5,303,000 |
| | Lira Industrial Enterprise Ltd. | 1,789,000 | 1,789,000 |
| | | 1,087,018,033 | 930,406,379 |
| 27.09 | Project Current Account: TK. 15,941,935 | | |
| | Long Term Proposed for Pulp & Paper Industries | 402,717 | 402,717 |
| | Man Made Fiber Industry | 438,951 | 438,951 |
| | Bogra Leather Complex | 1,477,599 | 1,477,599 |
| | BMRE of Tanneries | 1,858,270 | 1,858,270 |
| | Feasibility Study on Shoe Market | 189,800 | 189,800 |
| | Petro Chemical Complex | 651,651 | 651,651 |
| | Gypsum & Soda Ash Plant | 3,666,593 | 3,666,593 |
| | Sulphuric Acid Plant | 4,028,270 | 4,054,000 |
| | Contraceptic of Birth Control | 1,071,500 | 1,071,500 |
| | Noverties BD Ltd. (Ciba-Geigy) | 1,932,434 | 1,932,434 |
| | Development of Pharma Ind. | 224,149 | 224,149 |
| | | 15,941,935 | 15,967,665 |
| 27.10 | Enterprise Current A/C: TK. 3,780,945,567 | | |
| | Urea Fertilizer Factory Ltd. | 621,042,988 | 631,679,418 |
| | Ashuganj Fertilizer And Chemical Company Limited (AFCCL) | 749,820,683 | 820,227,340 |
| | Chittagong Urea Fertilizer Ltd. | 524,266,996 | 685,395,240 |
| | Jamuna Fertilizer Co. Ltd. | 528,165,872 | 110,130,266 |
| | Khulna Newsprint Mills Ltd. | 1,020,130,514 | - |
| | DAP-1-Chtg.-P.C/A | 233,097,096 | 662,283,329 |
| | DAP-2 Fertilizer Company Ltd. | 104,421,416 | 104,421,416 |
| | | 3,780,945,567 | 3,014,137,010 |
| 27.11 | Other Liabilities : TK. 46,912,193 | | |
| | Inter Project Current Account (i) | 4,122,328 | 3,768,445 |
| | Others (ii) | 42,789,865 | 28,733,591 |
| | | 46,912,193 | 32,502,036 |
| | (i) Inter Project Current Account: TK. 4,122,328 | | |
| | Bangladesh Insulatore and Sanetaryware Factory Ltd. | 3,542,691 | 3,542,691 |
| | Khulna Newsprint Mills Ltd. | 579,637 | 225,754 |
| | | 4,122,328 | 3,768,445 |



| | | Amount in Taka | |
|--------------|--|--------------------|--------------------|
| | | 30.06.2019 | 30.06.2018 |
| | (ii) Others: TK. 42,789,865 | | |
| | Death Compensation | - | (1,089,554) |
| | Payable to overseas employee | 42,785,605 | 29,818,885 |
| | Advance Rent | 4,260 | 4,260 |
| | | <u>42,789,865</u> | <u>28,733,591</u> |
| 28.00 | BANK OVERDRAFT: TK. (9,184,278) | | |
| | Janata Bank Ltd., Dilkusha-CC-36000652 | - | 73 |
| | Uttara Bank Ltd. Local Office -CC-368 | (9,184,278) | (9,616,113) |
| | | <u>(9,184,278)</u> | <u>(9,616,040)</u> |
| 29.00 | Provision for Corporate Income Tax: TK. 227,589,957 | | |
| | Opening Balance | 198,802,421 | 174,861,958 |
| | Add: Provision for the year | 35,000,000 | 30,000,000 |
| | | <u>233,802,421</u> | <u>204,861,958</u> |
| | Less: Adjustment for the year | 6,212,464 | 6,059,537 |
| | | <u>227,589,957</u> | <u>198,802,421</u> |



| | Amount in Taka | |
|---|--------------------|----------------------|
| | 2018-2019 | 2017-2018 |
| 30.00 Rental Income: TK. 119,071,714 | | |
| BCIC Bhaban | 94,891,413 | 96,798,323 |
| BCIC Auditorium/ Conf. Room | 405,000 | 600,000 |
| MHC- Empl. Club | 27,000 | 25,500 |
| MHC- off. Club | - | 7,500 |
| 74, Dilkusha | 3,423,600 | 3,423,601 |
| BCIC Shadan | 4,318,231 | 2,868,326 |
| 48, Motijheel | 7,142,891 | 6,189,170 |
| Imamganj | 921,000 | 921,001 |
| BCIC Shadan, Chtg. | 7,942,579 | 10,120,779 |
| | 119,071,714 | 120,954,199 |
| 31.00 Dividend Income: TK. 60,183,680 | | |
| Sanofi | 28,707,280 | - |
| Noverties -C. Geigy | 13,000,480 | - |
| Syngenta -C. Geigy | 18,475,920 | - |
| | 60,183,680 | - |
| 32.00 Misc. Income: TK. 8,298,585 | | |
| Gain of Sale of Fixed Assets | 216 | 156,975 |
| Sale of wastage | 8,000 | 202,144 |
| Sale of Tender From | 3,097,650 | 1,562,995 |
| Enlistment Fees | 1,258,400 | 4,868,433 |
| Sale of Enlistment Form | 23,000 | 35,400 |
| Fines & Compensation | (139,729) | 307,989 |
| Forfeiture of Bank Guarantee | 13,429,834 | - |
| Rest House Income | 20,015 | 42,705 |
| Catalogue/ Manual/ Books Sale | 225 | 125 |
| Job Application Fees | (9,445,590) | 8,863,640 |
| Others | 46,564 | 541,592 |
| Gain of Sale of Shares | - | - |
| Dallar Flactuation | - | 3,046,468 |
| | 8,298,585 | 19,628,466 |
| 33.00 Management Charges on Enterprises: TK. 990,720,084 | | |
| Chittagong Urea Fertilizer Ltd. | 150,696,000 | 53,244,000 |
| Jamuna Fertilizer Co. Ltd. | 234,664,000 | 444,563,000 |
| Ashuganj Fertilizer And Chemical Company Limited(AFCCL) | 201,241,000 | 176,536,000 |
| Urea Fertilizer Factory Ltd. | 8,503,000 | 3,734,000 |
| Polash Urea Fertilizer Factory Ltd. | 5,411,000 | 2,667,000 |
| TSP Complex Ltd. | 120,047,000 | 63,573,000 |
| Bangladesh Insulator & Sanitaryware Factory Ltd. | 883,000 | 1,334,000 |
| Chhatak Cement company Ltd | 2,650,000 | 1,254,000 |
| Usmania Glass Sheet Factory Ltd. | 538,000 | 647,000 |
| Karnaphuli Paper Mills Ltd. | 1,577,000 | - |
| Prior Year Income Adjustment Account (LEVEY) | (65,916,916) | 162,699,776 |
| DAP Fertilizer Company Ltd. | 130,427,000 | 95,280,000 |
| Shahabjalal Fertilizer Company Ltd. | 200,000,000 | 143,149,000 |
| | 990,720,084 | 1,148,680,776 |



| | Amount in Taka | |
|---|--------------------|--------------------|
| | 2018-2019 | 2017-2018 |
| 34.00 Salary & Allowances: TK. 867,299,204 | | |
| Head Office (34.01) | 751,910,087 | 838,830,718 |
| Branch Office (34.02) | 15,439,786 | 20,935,077 |
| Closed Enterprise (34.03) | 5,541,985 | 17,780,800 |
| Pay-Off Enterprise (34.04) | 94,407,345 | 120,430,373 |
| | 867,299,204 | 997,976,968 |
| 34.01 Head Office: TK. 751,910,087 | | |
| Officers Salary | 578,805,355 | 656,054,451 |
| Staff Salary | 173,104,732 | 182,776,267 |
| | 751,910,087 | 838,830,718 |
| 34.02 Branch Office: TK. 15,439,786 | | |
| Officers Salary | 9,691,796 | 14,057,788 |
| Staff Salary | 5,747,990 | 6,877,289 |
| | 15,439,786 | 20,935,077 |
| 34.03 Closed Enterprise: TK. 5,541,985 | | |
| Dhaka Lether Complex-Salary & Allowance | 5,541,985 | 17,780,800 |
| | 5,541,985 | 17,780,800 |
| 34.04 Pay off Enterprise : TK. 94,407,345 | | |
| KNM - Salary & Allowance | 15,735,000 | 15,858,000 |
| NBPM - Salary & Allowance | 16,599,000 | 15,975,000 |
| CCCL - Salary & Allowance | 52,815,394 | 82,040,805 |
| KRC - Salary & Allowance | 3,407,952 | 4,029,568 |
| KHBM- Salary & Allowance | 5,850,000 | 2,527,000 |
| | 94,407,345 | 120,430,373 |
| 35.00 Genarel Expenses: TK. 163,793,600 | | |
| Head Office | 100,024,957 | 62,955,641 |
| Branch Office | 1,560,931 | 1,375,402 |
| Closed Enterprises (35.01) | 3,404 | 9,574,277 |
| Pay-Off Enterprises (35.02) | 62,204,308 | 82,962,959 |
| | 163,793,600 | 156,868,279 |
| 35.01 Closed Enterprises: Tk. 3,404 | | |
| Dhaka Lether Complex- General Expenses | 3,404 | 9,574,277 |
| | 3,404 | 9,574,277 |
| 35.02 Pay-Off Enterprises: TK. 62,204,308 | | |
| KNM - General Expenses | 13,242,000 | 32,304,000 |
| NBPM - General Expenses | 1,869,000 | 9,570,000 |
| CCCL - General Expenses | 45,824,260 | 40,454,413 |
| KRC - General Expenses | 68,048 | 58,546 |
| KHBM- General Expenses | 1,201,000 | 576,000 |
| | 62,204,308 | 82,962,959 |



| | Amount in Taka | |
|---|-------------------|-------------------|
| | 2018-2019 | 2017-2018 |
| 36.00 Depreciation: TK. 42,478,572 | | |
| Head Office | 38,773,720 | 27,727,642 |
| Branch and distribution office | 3,704,852 | 11,791,710 |
| | 42,478,572 | 39,519,352 |
| 37.00 Rent, Rates & Taxes: TK. 7,153,730 | | |
| Head Office | 6,807,595 | 6,951,629 |
| Branch Office | 346,135 | 495,285 |
| | 7,153,730 | 7,446,914 |
| 38.00 Repairs & Maintenance: TK. 12,997,005 | | |
| Head Office | 12,497,160 | 5,457,239 |
| Branch Office | 499,845 | 498,513 |
| | 12,997,005 | 5,955,752 |
| 39.00 Legal & Professional Expenses: TK. 2,065,256 | | |
| Audit Fees | 210,000 | 205,000 |
| Legal Advisors Fees | 1,798,280 | 1,427,817 |
| Income Tax Advisers Fees | - | 156,500 |
| Legal Advisors Fees- B.O | 56,976 | 47,092 |
| | 2,065,256 | 1,836,409 |
| 40.00 Vehicle Expenses: TK. 30,919,548 | | |
| Head Office | 30,084,384 | 29,642,451 |
| Branch Office | 835,164 | 829,949 |
| | 30,919,548 | 30,472,400 |
| 41.00 Financial Expenses: TK. 4,470,470 | | |
| Bank charge | 4,170,145 | 3,419,157 |
| Bank charge-B.O. | 300,325 | 271,341 |
| | 4,470,470 | 3,690,498 |
| 42.00 Development Expenses: TK. 528,059 | | |
| Project Survey & Study Expense | 23,258 | - |
| Delegation / Conference Expenses | 58,000 | 161,777 |
| Research & Productivity | 261,541 | 49,800 |
| Journal / Brochier/ Gift /Catalog/Gift Card | 167,000 | 183,000 |
| Others | 18,260 | - |
| | 528,059 | 394,577 |
| 43.00 Welfare Expenses: TK. 5,739,260 | | |
| Head Office | 5,473,688 | 6,679,921 |
| Branch Office | 265,572 | 249,198 |
| | 5,739,260 | 6,929,119 |



44.00 Colony Maintenance Expenses: TK. 9,534,212

| Amount in Taka | | |
|--------------------------------------|------------------|------------------|
| | 2018-2019 | 2017-2018 |
| Electricity & Lighting | 5,573,616 | 4,571,356 |
| Gas Consumption | 802,268 | 244,920 |
| WASA Consumption | - | 1,220 |
| WASA Royalty | 1,793,201 | 1,816,773 |
| Cleaning Expense | 886,740 | 886,415 |
| Grass cutting Expense | - | 61,270 |
| Residential Building BHC | 1 | - |
| Mechinery and Electronic -BHC | - | 980 |
| Mechinery and Electronic -MHC | 67,700 | 83,460 |
| Mosque Maintenance | 206,458 | 180,842 |
| Others-MHC | - | 126,709 |
| Municipal Tax | 199,228 | 199,228 |
| Mechinery and Electronic- Panchabati | 5,000 | - |
| | 9,534,212 | 8,173,173 |

45.00 College Running Expenses / (Income): TK. 0

| | | |
|---------------------------------------|------------|------------|
| Basic Pay-Sal. & Allowance | 63,192,214 | 58,901,392 |
| Dearness Allowance-Sal. & Allow. | 39,363 | (696) |
| House Rent Allowance- Sal. & Allow. | 31,459,797 | 30,347,095 |
| Medical Allowance- Sal. & Allow. | 2,555,935 | 2,494,715 |
| House Rent Expense- Sal. & Allow. | - | 145,200 |
| Conveyance Allowance -Sal. & Allow. | 101,122 | 90,485 |
| Washing Allowance -Sal. & Allow | 19,000 | 17,136 |
| Festival Bonus-Sal.& Allow | 12,742,121 | 9,672,668 |
| Recreation Leave Allow.- Sal & Allow | - | 2,022,160 |
| Provident Fund-Sal. & Allow | 156,672 | 267,676 |
| Pension/Gratuity-Sal & Allow | - | 15,807,500 |
| Leave Pay- Sal & Allow | 20,245,840 | - |
| Tiffin Allowance -Sal. & Allow. | 67,216 | 62,122 |
| Overtime Allowance-Sal & Allow | 388,148 | 365,052 |
| Overduties Allowance-Sal & Allow | 16,000 | - |
| Education Allowance | 734,436 | 661,179 |
| Printing and Stationery-Gen. Exp | 1,814,513 | 772,490 |
| Municipal Tex-Gen. Exp | 28,039 | 29,939 |
| Board Exp-Gen.Exp. | 2,863,783 | 4,667,926 |
| Water and Electr.Consumption-Gen.Exp. | 505,164 | 464,058 |
| Sports Expenses-Gen & Exp. | 594,072 | 143,000 |
| Festival and Faire-Gen.Exp. | 503,870 | 522,520 |
| Educat.Scholar. -Govt./BCIC-Gen.Exp | 601,965 | 298,665 |
| Postage,Telegram & Tele.- Gen.Exp. | 16,368 | 18,671 |
| Repairs & Maintenance-Gen. Exp. | 483,251 | 143,687 |
| Honorarium Allowance-Gen.Exp. | 2,209,925 | 1,339,992 |
| Conveyance-Gen. Exp. | 71,393 | 22,313 |
| Entertainment-Gen.Exp. | 44,733 | 24,990 |
| Newspaper-Gen. Exp. | 19,520 | 16,700 |
| Milad Expense-Gen. Exp. | 1,778,909 | 295,107 |



| | Amount in Taka | |
|---|-------------------|-------------------|
| | 2018-2019 | 2017-2018 |
| Bank Charge-Gen. Exp. | 46,477 | 43,862 |
| Cleaning Expense-Gen. Exp. | 835,772 | 505,166 |
| Depreciation-Gen. Exp. | 3,704,852 | 2,684,995 |
| Others -Gen. Exp. | 2,241,603 | 1,505,562 |
| Laboratory Expense-Gen.exp | 221,279 | - |
| Scout Expenses-Gen. Exp. | 181,816 | 36,000 |
| Repairs and Maint Bhaban Gen. Exp. | 639,914 | - |
| Magazine Gen Exp. | 69,863 | 13,973 |
| Admission Fees-Income | (1,881,830) | (1,307,353) |
| Session Charge-Income | (11,218,454) | (9,927,010) |
| Tuition Fees-Income | (30,282,887) | (31,652,734) |
| Maintenance Fees-Income | (1,850,700) | (2,614,500) |
| Library Fees-Income | (1,039,035) | (1,683,960) |
| Laboratory Fees-Income | (1,046,670) | (1,387,459) |
| Sports Fees-Income | (720,059) | (1,012,972) |
| Examination Fees-Income | (2,722,783) | (3,241,984) |
| Report Card-Income | (163,890) | (285,305) |
| Syllabus-Income | (112,499) | (187,177) |
| Magazine Fees-Income | (512,189) | (708,562) |
| Milad Fees-Income | (870,404) | (1,058,782) |
| Board Fees-Income | (2,903,363) | (2,899,474) |
| Education Scholarship-Govt.-Income | (601,965) | (443,865) |
| Others-Income | (94,114,653) | (74,296,366) |
| Water & Electricity Fees-Income | (502,650) | (694,650) |
| Cultural Fees-Income | (347,440) | (594,190) |
| Scout Fees-Income | (152,158) | (256,320) |
| Bank Interest -Income | (151,316) | (150,637) |
| | - | - |
| 46.00 Corporate Income Tax: TK. 35,000,000 | | |
| Opening Balance | - | - |
| Add: Current year Income Tax expenses | 35,000,000 | 30,000,000 |
| | 35,000,000 | 30,000,000 |



BANGALDESH CHEMICAL INDUSTRIES CORPORATION
BCIC BHABAN, 30-31, DILKUSHA C/A, DHAKA.
SCHEDULE OF FIXED ASSETS
AS AT 30 JUNE 2019

| PARTICULARS | C O S T | | | | Rate of Dep. | D E P R E C I A T I O N | | | | Written down value as at 30.06.2019 |
|---------------------------------|--------------------------|--------------------------|------------------------------|--------------------------|--------------|-----------------------------|----------------------|--|-----------------------------|-------------------------------------|
| | Balance as at 01.07.2018 | Addition during the year | Disp/Adjust. during the year | Balance as at 30.06.2019 | | Accu. Dep. as on 01.07.2018 | Charged for the year | Disp/Adjust. of Accu. Dep. dur. the year | Accu. Dep. as on 30.06.2019 | |
| Land | 10,094,949 | - | - | 10,094,949 | - | - | - | - | 10,094,949 | |
| Land Development | 100,256,325 | - | 2,294,014 | 97,962,311 | - | - | - | - | 97,962,311 | |
| Office Building | 871,913,105 | 6,423,354 | - | 878,338,459 | 2.50% | 188,636,813 | 17,258,310 | 205,895,123 | 672,443,336 | |
| Residential Building | 252,121,759 | 40,000 | - | 252,161,759 | 2.50% | 66,423,897 | 4,643,446 | 71,067,343 | 181,094,416 | |
| Other Construction | 99,481,413 | 5,771,111 | - | 105,252,524 | 10% | 71,334,557 | 3,391,797 | 74,726,354 | 30,526,170 | |
| Machinery & Equipment | 71,220,094 | 6,059,369 | - | 77,279,463 | 7.50% | 30,666,994 | 3,495,935 | 34,162,929 | 43,116,534 | |
| Office Equipment | 7,329,831 | 441,000 | - | 7,770,831 | 12.50% | 5,884,383 | 459,811 | 6,344,194 | 1,426,637 | |
| Elect & Elect. Equipment | 9,655,466 | 2,281,818 | - | 11,937,284 | 20% | 8,012,255 | 785,007 | 8,797,262 | 3,140,022 | |
| Info. Technology Equipment | 63,779,662 | 8,072,368 | - | 71,852,030 | 20% | 46,929,747 | 4,355,956 | 51,285,703 | 20,566,327 | |
| Transport & Vehicles | 84,214,708 | - | - | 84,214,708 | 20% | 60,067,147 | 4,829,512 | 64,896,659 | 19,318,049 | |
| Furniture & Fixture | 56,219,711 | 6,301,240 | - | 62,520,951 | 10% | 33,907,823 | 2,861,315 | 36,769,138 | 25,751,813 | |
| Sundry Assets | 11,388,552 | 335,063 | 800 | 11,722,815 | 25% | 9,480,729 | 397,483 | 9,877,569 | 1,845,247 | |
| Balance as at 30.06.2019 | 1,637,675,576 | 35,727,322 | 2,294,814 | 1,671,168,084 | - | \$21,344,345 | 42,478,572 | \$63,822,274 | 1,107,385,810 | |
| Balance as at 30.06.2018 | 1,694,705,579 | 38,246,478 | 95,276,481 | 1,637,675,576 | - | 482,666,904 | 42,204,347 | 3,526,906 | 1,116,331,231 | |

The Depreciation for the financial year is allocated as follow:

Head Office, Branch Office & Distribution Division
BCIC College

Details are given management report



30-Jan-19
38,773,720
3,704,852
42,478,572

BANGALDESH CHEMICAL INDUSTRIES CORPORATION
BCIC BHABAN, 30-31, DILKUSHA C/A, DHAKA.
SCHEDULE OF INVESTMENT IN EQUITY (BCIC + GOVT.)
For the year ended 30 June 2019

Annexure - B

| Name of Enterprises/Projects | Amount in Taka | | | |
|--|-----------------------|----------------------|-----------------------|-----------------------|
| | Govt. Equity | BCIC Equity | FY 2018-2019 | FY 2017-2018 |
| Natural Gas Fertilizer Factory Ltd. | 749,258,200 | - | 749,258,200 | 749,258,200 |
| Urea Fertilizer Factory Ltd. | 4,354,825,976 | - | 4,354,825,976 | 4,354,825,976 |
| TSP Complex Ltd. | 605,223,000 | - | 605,223,000 | 605,223,000 |
| Chittagong Urea Fertilizer Ltd. | 7,483,715,000 | - | 7,483,715,000 | 7,483,715,000 |
| Jamuna Fertilizer Company Ltd. | 6,426,153,800 | 880,000,000 | 7,306,153,800 | 7,306,153,800 |
| Polash Urea Fertilizer Factory Ltd. | 901,121,000 | - | 901,121,000 | 901,121,000 |
| Ashuganj Fertilizer And Chemical Company Limited (AFCCL) | 1,817,731,400 | - | 1,817,731,400 | 1,817,731,400 |
| Khulna Newsprint Mills Ltd. | 200,225,000 | - | 200,225,000 | 200,225,000 |
| Khulna Hardboard Mills Ltd. | 2,500,000 | - | 2,500,000 | 2,500,000 |
| North Bengal Paper Mills Ltd. | 238,842,000 | - | 238,842,000 | 238,842,000 |
| Karnaphuli Paper Mills Ltd. | 1,034,842,615 | - | 1,034,842,615 | 1,034,842,615 |
| Karnaphuli Rayon & Chemical Ltd. | 308,715,040 | - | 308,715,040 | 308,715,040 |
| Sylhet Pulp & Paper Mills Ltd. | 320,650,000 | - | 320,650,000 | 320,650,000 |
| Chhatak Cement Company. Ltd. | 151,015,120 | - | 151,015,120 | 151,015,120 |
| Chittagong Chemical Complex | 47,000,000 | - | 47,000,000 | 47,000,000 |
| Kohinoor Battery Mfg. Ltd. | 20,000,000 | - | 20,000,000 | 20,000,000 |
| Dhaka Leather Company Ltd. | - | 299,000,000 | 299,000,000 | 299,000,000 |
| Usmania Glass Sheet Factory Ltd. | 34,547,700 | - | 34,547,700 | 34,547,700 |
| DAP Fertilizer Company Ltd. | 3,339,100,000 | - | 3,339,100,000 | 3,339,100,000 |
| Shajalal Fertilizer Company Ltd. (project) | 5,331,384,400 | - | 5,331,384,400 | 5,091,384,400 |
| CCCL Dry Process | 121,055,000 | - | 121,055,000 | 81,055,000 |
| 13 Buffer Project | 320,000,000 | - | 320,000,000 | - |
| GPUFP | 66,000,000 | - | 66,000,000 | - |
| TOTAL | 33,873,905,251 | 1,179,000,000 | 35,052,905,251 | 34,386,905,251 |



BANGALDESH CHEMICAL INDUSTRIES CORPORATION
BCIC BHABAN, 30-31, DILKUSHA C/A, DHAKA.
SCHEDULE OF SHARE (Govt. + BCIC)
For the year ended 30 June 2019

Annexure - C

| Name of Enterprises/Projects | Amount in Taka | | | |
|---|----------------------|----------------------|----------------------|----------------------|
| | Govt. Share | BCIC Share | FY 2018-2019 | FY 2017-2018 |
| Natural Gas Fertilizer Factory Ltd. | 55,745,070 | 43,417,950 | 99,163,020 | 99,163,020 |
| Urea Fertilizer Factory Ltd. | - | 700 | 700 | 700 |
| TSP Complex Ltd. | - | 700 | 700 | 700 |
| Polash Urea Fertilizer Factory Ltd. | - | 500,000 | 500,000 | 500,000 |
| Jamuna Fertilizer Company Ltd. | - | 500,000 | 500,000 | 500,000 |
| Chittagong Urea Fertilizer Factory Ltd. | - | 700 | 700 | 700 |
| Ashuganj Fertilizer And Chemical Company Limited (AFCCI.) | 2,510,904,400 | 200 | 2,510,904,600 | 2,510,904,600 |
| Bangladesh Fertilizer & Agro Chemicals | - | 8,000,000 | 8,000,000 | 8,000,000 |
| Miracle Industries Ltd. | - | 9,534,980 | 9,534,980 | 9,534,980 |
| Khulna Newsprint Mills Ltd. | 168,660,000 | - | 168,660,000 | 168,660,000 |
| Khulna Hardboard Mills Ltd. | 3,757,000 | - | 3,757,000 | 3,757,000 |
| Usmania Glass Sheet Factory Ltd. | 29,006,250 | - | 29,006,250 | 29,006,250 |
| Lira Industrial Enterprise Ltd. | 312,500 | - | 312,500 | 312,500 |
| Karnaphuli Fertilizer Co. Ltd. | 17,000,000 | 1,987,984,900 | 2,004,984,900 | 2,004,984,900 |
| Dhaka Match Industries Ltd. | 25,500,000 | - | 25,500,000 | 25,500,000 |
| Avent. Pharma Poulenc | 21,600,000 | - | 21,600,000 | 21,600,000 |
| Noverties (BD) Ltd. (Ciba-Geigy) | 62,576,900 | 2,425,500 | 65,002,400 | 65,002,400 |
| Bayer corp. Since | 8,000,000 | - | 8,000,000 | 8,000,000 |
| Bangladesh Insulator & Sanitary-Ware factory Ltd. | 187,795,000 | 700 | 187,795,700 | 187,795,700 |
| Chhatak Cement Co. Ltd. | 2,584,880 | - | 2,584,880 | 2,584,880 |
| Syngenta | 39,525,600 | 1,532,000 | 41,057,600 | 41,057,600 |
| North Bengal Paper Mills Ltd. | - | 500 | 500 | 500 |
| Sylhet Pulp & Paper Mills Ltd. | - | 500 | 500 | 500 |
| Eastern Pulp & Paper Mills | - | 12,175,600 | 12,175,600 | 12,175,600 |
| Bulk Management (BD) Ltd. | - | 150,000 | 150,000 | 150,000 |
| Warvin Bangladesh Ltd. | - | 40,000 | 40,000 | 40,000 |
| Dhaka Leather Company Ltd. | - | 1,000,000 | 1,000,000 | 1,000,000 |
| Total | 3,132,967,600 | 2,067,264,930 | 5,200,232,530 | 5,200,232,530 |

Details are given management report.



BANGALDESH CHEMICAL INDUSTRIES CORPORATION
BCC BHABAN, 30-31, DILKUSHA C/A, DHAKA.
SCHEDULE OF FIXED DEPOSIT (F.D.R) (BCC College)
For the year ended 30 June 2019

Annexure-D

| Particulars | PRINCIPAL | | ENCASHMENT | | Closing Balance |
|---|-----------------|--------------------------|------------|----------|-----------------|
| | Opening Balance | Addition during the year | Principal | Interest | |
| A. Revenue Fund: | | | | | |
| Sonali Bank Ltd. Mirpur, S-I, FDR No-0373240/35 | 272,961 | 4,864 | - | - | 277,825 |
| Sonali Bank Ltd. Mirpur, S-I, FDR No-259646/593 | 249,429 | 4,458 | - | - | 253,887 |
| Total Revenue Fund as on 30 June 2019 | 522,390 | 9,322 | - | - | 531,712 |
| Total Revenue Fund as on 30 June 2018 | 501,226 | 21,164 | - | - | 522,390 |



BANGALDESH CHEMICAL INDUSTRIES CORPORATION
BCIC BHABAN, 30-31, DILKUSHA C/A, DHAKA.
SCHEDULE OF CASH AND BANK BALANCES
For the year ended 30 June 2019

Annexure - E

| Particulars | A/C. No | Amount in Taka | |
|--|----------------|----------------------|----------------------|
| | | FY 2018-2019 | FY 2017-2018 |
| BCIC Head Office: | | | |
| Janata Bank Ltd., Dilkusha Corporation Br. Dhaka | SND-36000059 | 29,472,913 | 186,348,050 |
| Janata Bank Ltd., Imamgonj Branch, Dhaka | SND-36000096 | 865,134 | 835,356 |
| Janata Bank Ltd., JBCB | SND-272 | 3,209,998 | 3,107,928 |
| Janata Bank Ltd., Local Office | SND-36001976 | 304,615,783 | 1,122,714,874 |
| Janata Bank Ltd., Head Office, Dhaka | SND-1431 | 111,254,915 | 77,044,293 |
| Sonali Bank Ltd., Local Office, Dhaka | SND-36000434 | 4,755,676 | 20,128,260 |
| Sonali Bank Ltd., Shilpa Bhaban Br., Dhaka | SND-131 | 6,788,576 | 6,148,863 |
| Rupali Bank Ltd., Local Office | SND-20 | 7,493,793 | 38,807,201 |
| Pubali Bank Ltd. Foreign Exchange Branch | STD-116 | 22,610,960 | 21,807,716 |
| AB Bank Ltd. Principal Branch, Dhaka | STD-222003-430 | 31,709,309 | 22,756,447 |
| National Bank Ltd., Dilkusha Branch, Dhaka. | SND-2273 | 756,069,277 | 26,761,168 |
| Agrani Bank Ltd., Principal Branch, Dhaka | STD-506 | 60,223,041 | 58,370,532 |
| NCCBL, Dilkusha Branch, Dhaka | SND-144 | 6,793,776 | 6,684,971 |
| Trust Bank Ltd., Dilkusha Br. | SND-49 | 3,653,955 | 3,611,432 |
| Basic Bank Ltd., Dilkusha Corporate. Br. | SND-459 | 59,984,694 | 87,755,520 |
| Total | | 1,409,501,801 | 1,682,882,521 |
| BCIC Branch Office, Chittagong: | | | |
| Janata Bank Ltd., Pahartali Br. Chittagong | CA-407 | 566,239 | 1,105,992 |
| Sonali Bank Ltd., Custom House Br. Chittagong | CA-B/13 | 589,011 | 413,880 |
| Uttara Bank Ltd., Agrabad Br. Chittagong | CA-1103491 | 4,770,929 | 599,046 |
| Janata Bank Ltd., Corporate Br. Chittagong | STD-140 | 63,564,129 | 23,781,038 |
| Sonali Bank Ltd., Custom House Br. Chittagong | STD-B/1 | 2,086,583 | 3,435,069 |
| Uttara Bank Ltd., Agrabad Br. Chittagong | STD-3300008 | 26,159,687 | 11,107,974 |
| Total | | 97,736,578 | 40,442,999 |
| BCIC College: | | | |
| Sonali Bank Ltd., Mirpur Section-I | STD-966 | 5,713 | 5,656 |
| Sonali Bank Ltd., Mirpur Section-I | STD-1732 | 15,105 | 14,980 |
| Prime Bank Ltd, Mirpur Section-I | STD-1238 | 1,647,133 | 12,374,273 |
| Prime Bank Ltd, Mirpur Section-I | STD-1239 | 64,587 | 65,149 |
| Prime Bank Ltd, Mirpur Section-I | STD- 2735 | 7,915 | - |
| AB Bank Ltd., Mirpur | STD- 430 | 7,810,327 | - |
| Total | | 9,550,780 | 12,460,059 |
| BCIC Distribution Division : | | | |
| Pubali Bank Ltd. Senakalyan Br. Dhaka | STD-226 | 55,915 | 55,915 |
| Total | | 55,915 | 55,915 |
| GRAND TOTAL | | 1,516,845,074 | 1,735,841,494 |



BANGALDESH CHEMICAL INDUSTRIES CORPORATION
BCIC BHABAN, 30-31, DILKUSHA C/A, DHAKA.
SCHEDULE OF SUNDRY DEBTORS
For the year ended 30 June 2019

Annexure - F

| Sl. No. | Account Description | Amount in Taka | |
|----------|---|----------------|--------------|
| | | FY 2018-2019 | FY 2017-2018 |
| A | Head Office: | | |
| | Rent Receivable: | | |
| 1 | AB Bank Ltd.- Rent rec. | 3,633,144 | 11,125,379 |
| 2 | Chamber of Industries - Rent Rec. | 90,259 | 1 |
| 3 | Q.C. Shipping Ltd. - Rent Rec. | 742,652 | 742,652 |
| 4 | Jeroms Consultants - Rent Rec. | 3,118,289 | 2,206,737 |
| 5 | S.S. Corp. (New) - Rent Rec. | 53,500 | 53,500 |
| 6 | Akhter Agro. & Fer- Rent rec. | (360) | (360) |
| 7 | Nabah & Co.-Rent Rec. | 521,583 | 352,107 |
| 8 | Daffodils Trading House | 403,323 | 172,863 |
| 9 | Muhibbin - Rent Rec. | 354,586 | 354,586 |
| 10 | Bangladesh Tyres - Rent Rec. | 1,469,816 | 1,469,816 |
| 13 | BD Monosp. Pap.Mfg.Co.Ltd.-Rent Rec. | 506,736 | 249,642 |
| 14 | S. Mustafizur Rahman - Rent Rec. | 1,240,345 | 1,240,345 |
| 16 | Carbon Holdings-Rent Rec. | 52,094 | 52,094 |
| 17 | Multi Trade Enterprise - Rent Rec. | 715,550 | 715,550 |
| 18 | Cell Chem. Ind./M.G. training - Rent Rec. | 155,664 | - |
| 19 | Lits-Rent Rec. | 567,842 | 393,546 |
| 20 | Sams Media International | 507,940 | 235,980 |
| 21 | Poton Traders Pvt. Ltd.-Rent Rec. | 1,782,512 | 1,767,780 |
| 22 | E.R Resources-Rent Rec. | 34,559 | 34,559 |
| 23 | Resons Corporation - Rent Rec. | 155,685 | 155,685 |
| 24 | Orbit International-Rent Rec. | 239,288 | 119,642 |
| 26 | Popular Life Insurance,Rent Rec. | 481,134 | 481,134 |
| 27 | M.R. Trading - Rent Rec. | 1,329,264 | 1,329,264 |
| 28 | Chiro Bangla - Rent Rec. | 26,818 | 25,187 |
| 29 | Romana Enterprise - Rent Rec. | 76,245 | 92,944 |
| 30 | R.I. Enterprise -Rent Rec. | 136,243 | 136,243 |
| 31 | Ruma Eenterprise - Rent Rec. | 163,530 | 163,530 |
| 32 | Rafi & Rachi- Rent Rec. | 355,493 | 383,741 |
| 33 | Unix Ceramics Indus. - Rent Rec. | 349,114 | 218,152 |
| 34 | Pacific Travels - Rent Rec. | 242,440 | 242,440 |
| 35 | Kenedy Brothers - Rent Rec. | 61,856 | 61,856 |
| 36 | Brothers Textile - Rent Rec. | 396,217 | 396,217 |
| 37 | Incentive Unit - Rent Rec. | 150,624 | 150,624 |
| 38 | Grameenphone Ltd. - Rent Rec. | 682,027 | (35,573) |
| 39 | Popular Equities - Rent Rec. | 95,556 | 95,557 |
| 40 | National Productivity-Rent Rec. | 618,075 | 329,519 |
| 41 | Prestige Corporation - Rent Rec. | 98,912 | 98,912 |



| Sl. No. | Account Description | Amount in Taka | |
|---------|--|----------------|--------------|
| | | FY 2018-2019 | FY 2017-2018 |
| 42 | Oasis Techonogy - Rent Rec. | 382,580 | 191,294 |
| 43 | VIP Travels - Rent Rec. | 81,800 | 81,800 |
| 44 | East West Trading - Rent Rec. | 55,880 | 55,880 |
| 45 | Radix Enterprise - Rent Rec. | 176,158 | 176,158 |
| 46 | Marshal Distilleries - Rent Rec. | 512,600 | 512,600 |
| 47 | Tasnia Fabrics - Rent Rec. | 140,124 | 140,124 |
| 48 | Mehedi Enterprise - Rent Rec. | 228,161 | 146,258 |
| 49 | Multiwage Mark.Co.Ltd.-Rent.Rec. | 389,160 | 233,496 |
| 50 | Assoc. for Soc. Econ. Dev. - Rent Rec. | 292,198 | 292,198 |
| 51 | SA Trading - Rent Rec. | 215,018 | 215,018 |
| 52 | Asia Motors Ltd.-Rent Rec. | 144,600 | 144,600 |
| 53 | Dimano Ltd. - Rent Rec. | 34,638 | - |
| 54 | Miracal Enterprise - Rent Rec. | (17,618) | (17,618) |
| 55 | Fashon D Novo -Rent Rec. | 6,506,083 | 6,506,083 |
| 56 | Chemi Concern -Rent Rec. | 487,709 | 437,846 |
| 57 | Magura Group- Rent Rec. | 372,902 | 372,902 |
| 58 | Ajak Jute Mills -Rent Rec. | 1,665,522 | 555,174 |
| 59 | Crystal Fas/ Creative paper- Rent Rec. | 750,996 | 750,996 |
| 60 | Jobeda Textile-Rent Rec. | 843,249 | 459,954 |
| 61 | Tajul Islam-Rent Rec. | 186 | 37,467 |
| 62 | South Asia Dev. Corp- Rent Rec. | 12,168,186 | 10,052,646 |
| 63 | Union Insur. Co. Ltd | 726,516 | 726,516 |
| 64 | Sonali Jute Mills. -Rent Rec. | 1,674,660 | 816,990 |
| 65 | Nation Wide Ltd. -Rent Rec. | 8,122,731 | 7,047,531 |
| 66 | Enginrg. Trade Consultant -Rent Rec. | 443,258 | 443,258 |
| 67 | Master Sea Max. -Rent Rec. | 13,781,381 | 11,664,461 |
| 68 | Moshar. & Broth (Rahat Int) -Rent Rec. | 26,023 | 136,104 |
| 69 | Shema & Co- Rent Rec. | 71,505 | 71,505 |
| 70 | Mouri Air Express -Rent Rec. | 366,160 | 366,160 |
| 71 | The Padma Fabrics Ltd. -Rent Rec. | 5,156 | 5,156 |
| 72 | Shapla Money Changer -Rent Rec. | 7,344 | 7,344 |
| 73 | Unicorn Travels -Rent Rec. | 560,461 | 560,461 |
| 74 | Transver Ultimate Solut. -Rent Rec. | 2,640 | 2,640 |
| 75 | Lead International -Rent Rec. | 101,860 | 101,860 |
| 76 | Ahmed International -Rent Rec. | 51,814 | 51,814 |
| 77 | Metro Packaging Ltd. -Rent Rec. | 237,488 | 237,488 |
| 78 | Echhamati Paper Mills -Rent Rec. | 189,662 | 189,662 |
| 79 | Farhan Money Changer Corp. -Rent Rec. | 103,085 | 103,085 |
| 80 | Kollol Electronics. -Rent Rec. | 302,586 | 302,586 |
| 81 | Alam Enterprise -Rent Rec. | 148,172 | 148,172 |
| 82 | Bangladesh Trade Linkers -Rent Rec. | 486,028 | 486,028 |
| 83 | Banko Trading Co. Ltd. -Rent Rec. | 65,829 | 65,829 |
| 84 | Tritech Computer- Rent Rec. | 25,410 | 25,410 |
| 85 | Sheikh & Sheikh Poly. Ltd. -Rent Rec. | 62,000 | 62,000 |
| 86 | Promotex Accessories-Rent Rec. | 453,056 | 453,056 |



| Sl. No. | Account Description | Amount in Taka | |
|---------|--|-------------------|-------------------|
| | | FY 2018-2019 | FY 2017-2018 |
| 87 | Dart Equip. & Traders-Rent Rec. | 14,956 | 14,956 |
| 88 | D.G. Tech-Rent Rec. | 51,570 | 51,570 |
| 89 | Gold Air Entp.- Rent Rec. | (17,664) | (17,664) |
| 90 | Hirajheel -Rent Rec. | 20,147,196 | 21,678,627 |
| 91 | Brothers Corp.-Rent Rec. | 192,854 | 192,854 |
| 92 | Excelsior Corp.-Rent Rec. | 150,591 | 150,591 |
| 93 | Sakwat Group of Comp.- Rent Rec. | 127,371 | 127,371 |
| 94 | Aaboc Money Changer-Rent Rec. | 45,184 | 45,184 |
| 95 | Khaled Mah. Trad. Int.-Rent Rec. | 111,142 | 111,142 |
| 96 | Asia Corp. - Rent Rec. | 48,719 | 48,719 |
| 97 | SMT Leather Co- Rent Rec. | 4,783 | 4,783 |
| 98 | R.R. Impex- Rent Rec. | 22,287 | 22,287 |
| 99 | Haor Flood Mang. & Liveli Hood(BWDB) | 42,760 | (1) |
| 100 | Blue Gold Program. Rent Rec. | 38,676 | 257,840 |
| 101 | China Traders. Rent Rec. | 15,939 | 53,130 |
| 102 | 34 Buffer godown Nirman Proj.-Rec. | 38,786 | - |
| 103 | Rajob Ali, MLSS, MOT- Rent Rec. | 197,934 | 163,014 |
| 104 | Khan Plastic & Access. Co.- Rent Rec. | 428,624 | 341,560 |
| 105 | Beg Rubber Ind. Ltd.- Rent Rec. | 96,556 | 40,096 |
| 106 | Sharmin Enter.- Rent Rec. | (58,656) | (37,904) |
| 107 | Fahim Entp.- Rent Rec. | (175,968) | (130,056) |
| 108 | Billal Hossain Pan Bitan - Rent Rec. | 4,362 | 4,362 |
| 109 | Haji Mohd. Ishaq & Sons- Rent Rec. | 108,200 | 108,200 |
| 110 | Giusuddin & Sons- Rent Rec. | 23,008 | 23,008 |
| 111 | Argu Food & Restaurant- Rent Rec. | 60,000 | 200,000 |
| | Sub-Total | 96,772,722 | 94,485,513 |
| | Electric Bill Receivable: | | |
| 112 | AB Bank Ltd.-E.B Rec. | 2,646,380 | 970,968 |
| 113 | Chamber of Industries E.B Rec. | 21,904 | 11,390 |
| 114 | Q.C. Shipping Ltd.-E.B Rec. | 40,155 | 40,155 |
| 115 | Jaroms Consultant-E.B. Rec., | 528,644 | 257,006 |
| 116 | Nabab & Co.- E.B.Rec. | 9,826 | 3,483 |
| 117 | Daffodils -E.B.Rec | 107,744 | 41,629 |
| 118 | Muhibbin-E.B.Rec | 24,046 | 24,046 |
| 119 | Bangladesh Tyres-E.B.Rec | 13,904 | 13,904 |
| 121 | BD Monosp. Paper Mfg. Co. Ltd.-E.B.Rec | 42,660 | 61,121 |
| 123 | Carbon Holdings - E. B. Rec. | 4,536 | 2,781 |
| 124 | Multi Trade Enterprise-E.B.Rec | 60,123 | 60,123 |
| 125 | Cell Chemical Industry. Ltd.-E.B.Rec | 17,772 | 11,102 |
| 126 | Lits-E.B. Rec. | 10,745 | 7,321 |
| 127 | Sams Media International | 2,963 | 24,762 |
| 128 | E.R. Resources-E.B.Rec | 3,113 | 2,196 |
| 129 | Poton Traders Pvt. Ltd.-E.B.Rec | 162,874 | 136,519 |
| 130 | Reasons Corporation-E.B.Rec | 11,404 | 11,404 |



| Sl. No. | Account Description | Amount in Taka | |
|---------|--|----------------|--------------|
| | | FY 2018-2019 | FY 2017-2018 |
| 131 | Orbit International-E.B. Rec. | 6,461 | 7,922 |
| 134 | Popular Life Insurance,E.B.Rec. | 6,885 | 6,885 |
| 135 | M. R. Trading - E.B.Rec. | 102,255 | 134,035 |
| 136 | Chiro Bandhan - E.B.Rec. | 4,723 | 1,355 |
| 137 | Romana Enterprise - E.B.Rec | 3,181 | 4,301 |
| 138 | R.I. Enterprise-E.B. Rec. | 2,128 | 2,128 |
| 139 | Ruma Enterprise - E.B.Rec. | 8,759 | 8,759 |
| 140 | Rafi & Rachi - E.B. Rec. | 23,090 | 15,998 |
| 141 | Manasco Int. (New) E.B. Rec. | (2,583) | (2,583) |
| 142 | Unis Ceramics Indus. E.B/ Rec. | 36,904 | 32,410 |
| 143 | Pacific Travels - E.B.Rec. | 1,004 | 1,004 |
| 144 | Kenedy Brothers - E.B.Rec. | 104,223 | 104,223 |
| 145 | R.K. Fabrics - E.B.Rec. | 48,250 | 48,250 |
| 146 | Brothers Textile - E.B.Rec. | 7,986 | 7,986 |
| 147 | Disel Power Serv. Ltd. - E.B.Rec. | 5,890 | 5,890 |
| 148 | Infinity Tecch. Ind. Ltd. - E.B.Rec. | (326) | (326) |
| 149 | Incentive Unit - E.B.Rec. | 11,085 | 11,085 |
| 150 | Grameenphone Ltd. - E.B.Rec. | 46,956 | 20,575 |
| 151 | Popular Equities-E.B. Rec. | 845 | (20) |
| 152 | National Productivity-E.B. Rec. | 32,084 | 19,345 |
| 153 | Prestige Corporation- E.B.Rec. | 11,499 | 11,499 |
| 154 | Oasis Technology - E.B.Rec. | 31,130 | 17,987 |
| 155 | VIP Travels - E.B.Rec. | 9,353 | 9,353 |
| 156 | East West Trading - E.B.Rec. | 1,242 | 1,242 |
| 157 | Radix Enterprise - E.B.Rec. | 1,430 | 1,430 |
| 158 | Marshal Distilleries - E.B.Rec. | 24,603 | 24,603 |
| 159 | Tanim Fabrics - E.B.Rec. | 1,783 | 1,783 |
| 160 | Mehedi Enterprise - E.B.Rec. | 36,129 | 18,886 |
| 161 | Multiwage Mark. Co. Ltd. - Elec. Bill Rec. | 11,176 | 8,105 |
| 162 | SA Trading-Elect. Bill Rec. | 4,133 | 4,133 |
| 163 | Asia Motors Ltd.-Elect. Bill Rec. | 10,866 | 10,866 |
| 164 | Dimano Ltd.-E.Bill Rec. | 10,583 | 4,841 |
| 165 | Miracal Enterprice -E.Bill Rec. | (2,196) | (2,196) |
| 166 | Fashion D Novo-Elect. Bill Rec. | 13,358 | 13,358 |
| 167 | BD Online Ltd. Elect. Bill Rec. | 13,131 | 9,808 |
| 168 | Chemi Concern-Elect. Bill Rec. | 13,315 | 35,850 |
| 169 | Magura Group-Elect. Bill Rec. | 51,140 | 56,635 |
| 170 | Ajak Jute Mills-Elect. Bill Rec. | 4,105 | 2,714 |
| 171 | Crystal Fashions-Elect. Bill Rec. | 155,016 | 113,146 |
| 172 | Jobeda Textile- Elect. Bill Rec. | 87,609 | 32,344 |
| 173 | Tajul Islam-Elect. Bill Rec. | 5,481 | (1,138) |
| 174 | South Asia Dev. Corp. -Elect. Bill Rec. | 204,128 | 174,126 |
| 175 | Union Insur. Co. Ltd. Elect. Bill Rec. | (1,001) | (1,001) |
| 176 | Sonali Jute Mills-Elect. Bill Rec. | 33,571 | 32,339 |
| 177 | Desh Builders-E.B.Rec. | (370) | 82 |



| SL No. | Account Description | Amount in Taka | |
|--------|---|------------------|------------------|
| | | FY 2018-2019 | FY 2017-2018 |
| 178 | Nation Wide Ltd. E.B. Rec. | (6,403) | (6,403) |
| 179 | Engineering Trade Consult.-E.B.Rec. | 1,311 | 1,311 |
| 180 | Master Sea Max-E.B. Rec. | 21,288 | 19,944 |
| 181 | Moshar.& Broth (Rahat Int)- E.B.Rec. | 40 | 42,320 |
| 182 | Shema & Co. Rec.- E.B.Rec. | 12,893 | 12,893 |
| 183 | Misho Trade (Pvt.) Ltd. E. Rec. | 15,394 | 15,394 |
| 184 | Mouri Air Express-E.B.Rec. | 137,060 | 137,060 |
| 185 | The Padma Fabrics Ltd.-E.B. Rec. | 18,537 | 18,537 |
| 186 | Unicorn Travels-E.B.Rec. | 35,114 | 35,114 |
| 187 | Transver Ultimate Solution-E.B.Rec. | 9,547 | 9,547 |
| 188 | Lead International-E.B.Rec. | 26,985 | 26,985 |
| 189 | Ahmed International-E.B.Rec. | 7,176 | 7,176 |
| 190 | Metro Packaging Ltd.-E.B.Rec. | 13,042 | 13,042 |
| 192 | Echhamati Paper Mills-E.B.Rec. | 1,672 | 1,672 |
| 193 | Kollol Electronics-E.B.Rec. | 44,694 | 44,693 |
| 194 | Alam Enterprise-E.B.Rec. | 8,730 | 8,730 |
| 195 | Bangladesh Trade Linkers-E.B.Rec. | 6,754 | 6,754 |
| 196 | Banko Trading Co. Ltd.-E.B.Rec. | 32,239 | 32,239 |
| 197 | Afnan Trading Co.-E.B.Rec. | (13) | (13) |
| 198 | Tritech Computer-E.B.Rec. | 7,611 | 7,611 |
| 200 | Sheikh & Sheikh Poly. Ltd.-E.B.Rec. | 21,501 | 21,501 |
| 201 | Mouri Air Express (2)-E.B.Rec. | (2,193) | (2,193) |
| 202 | Promotex Accessories-E.B.Rec. | 2,878 | 2,878 |
| 204 | Dart Equip. & Traders-E.B.Rec. | 3,019 | 3,019 |
| 205 | D.G. Tech-E. B.Rec. | 2,542 | 2,542 |
| 206 | Gold Air Entp.E.B.Rec. | (1,904) | (1,904) |
| 207 | Rony Const. Engg.-E.B.Rec. | 29,505 | 29,505 |
| 208 | Hirajheel.-E.B.Rec. | 80,195 | 80,195 |
| 209 | Hazari Travels & Tours.-E.B.Rec. | 6,026 | 6,026 |
| 210 | Brothers Corp.-E.B.Rec. | 757 | 757 |
| 211 | Excelsior Corp.-E.B.Rec. | 8,014 | 8,014 |
| 212 | Tanim Enterprise-E.B.Rec. | 38 | 38 |
| 213 | Shakawat Group of Comp-E.B.Rec. | 7,126 | 7,126 |
| 214 | Aaboc Money Changer.-E.B.Rec. | 17,719 | 17,719 |
| 215 | Khaled Mah. Trad. Int. -E.B.Rec. | 11,121 | 11,121 |
| 216 | Asia Corp.E.B.Rec. | 1,968 | 1,968 |
| 217 | SMT Leather Co- Elect. Bill Rec. | 11,827 | 11,827 |
| 218 | Al - Arafat Oversease - Elect. Bill Rec. | 2,750 | 2,750 |
| 219 | R.R. Impex-Elect-Bill. Rec | 672 | 672 |
| 220 | Haor Flood mang &Level Hood (BWBD) | 70,867 | 50,135 |
| 221 | Blue Gold program -Elec. Bill Rec. | 13,332 | (10,808) |
| 222 | 34 Buffer Godown Nirman Proj.- Elect. Bill Rec. | 224 | - |
| | Sub-Total | 5,571,459 | 3,367,416 |



| Sl. No. | Account Description | Amount in Taka | |
|---------------------------------------|---|----------------|--------------|
| | | FY 2018-2019 | FY 2017-2018 |
| WASA and Gas Bill Receivables: | | | |
| 223 | AB Bank Ltd. W.G.B. Rec. | 409,475 | 182,547 |
| 224 | Chamber of Industries-W.G.B. Rec. | 17,647 | 3,326 |
| 225 | Q.C. Shipping Ltd.-W.G.B. Rec. | 22,660 | 22,660 |
| 226 | Jeroms Consultant-W.G.B.Rec | 114,423 | 70,515 |
| 228 | Nabab & Co.-W.G.Rec. | 4,800 | 10,448 |
| 229 | Daffodils Trading House-W.G.B.Rec | 44,989 | 21,841 |
| 230 | Mulhibbin-W.G.B.Rec | 15,218 | 15,218 |
| 231 | Bangladesh Tyres-W.G.B.Rec | 32,482 | 32,482 |
| 232 | Gulf Food Ltd.-W.G.B.Rec | (1,944) | (1,944) |
| 233 | Royal International-W.G.B.Rec | 465 | 465 |
| 234 | BD Monosp.p.Mgf.co.Ltd- W.G.B.Rec | 23,724 | 14,076 |
| 235 | S. Mustafizur Rahman-W.G.B.Rec | (3,807) | (3,807) |
| 236 | Rainbow Assoc.-W.G.B.Rec | (2,985) | (2,985) |
| 237 | Carbon Holdings-W .G. Bill Rec. | 4,047 | 3,662 |
| 238 | Multi Trade Enterprise-W.G.B.Rec | 15,162 | 15,162 |
| 239 | Cell Chem. Indust. Ltd.-W.G.B.Rec | 36,201 | 20,568 |
| 240 | M R International.-W .G. Bill Rec: | 1,800 | 1,800 |
| 241 | List-W.G.B. Rec. | 23,952 | 15,133 |
| 242 | Sams Media International | 3,751 | 19,263 |
| 243 | E.R. Resources-W.G.B.Rec | 2,665 | 2,413 |
| 244 | Poton Traders Pvt. Ltd.-W.G.B.Rec | 72,076 | 53,655 |
| 245 | Resons Corporation-W.G.B.Rec | 4,887 | 4,887 |
| 246 | Orbit International-W.G.B. Rec. | 9,143 | 3,399 |
| 247 | Ashi Corporation-W.G.B.Rec | (399) | (399) |
| 249 | Popular Life Insurance,W.G.B.Rec. | 29,001 | 29,001 |
| 250 | M. R. Trading-W.G.B.Rec | 56,083 | 48,379 |
| 251 | Chiro Bandhan-W.G.B.Rec | 3,609 | 1,197 |
| 252 | Romana Enterprise-W.G.B.Rec | 8,797 | 6,444 |
| 253 | M/S Alfaz International-W .G. Bill Rec. | 4,445 | 4,445 |
| 254 | Ruma Enterprise-W.G.B.Rec | 3,731 | 3,731 |
| 255 | Rafi & Rachi-W.G.B.Rec | 24,736 | 13,588 |
| 256 | Manasco Int. (New)-W.G.B.Rec | (704) | (704) |
| 257 | Unix Ceramics Indus.-W.G.B.Rec | 11,282 | 5,580 |
| 258 | Pacific Travels-W.G.B.Rec | 714 | 714 |
| 259 | Kenedy Brothers-W.G.B.Rec | 75,986 | 75,986 |
| 260 | R.K. Fabrics-W.G.B.Rec | 4,288 | 4,288 |
| 261 | Brothers Textile-W.G.B.Rec | 11,619 | 11,619 |
| 262 | Disel Power Serv.-W .G. Bill Rec. | 4,258 | 4,258 |
| 263 | Incentive Units-W.G.B.Rec | 2,226 | 2,226 |
| 264 | Popular Equities-W.G.B. Rec. | 4,194 | 3,558 |
| 265 | National Productivity-W.G. B. Rec. | 46,121 | 35,897 |
| 266 | Prestige Corporation-W.G.B.Rec | 82,474 | 82,474 |
| 267 | Oasis Technology-W.G.B.Rec | 11,220 | 4,118 |
| 268 | VIP Travels-W.G.B.Rec | 5,833 | 5,833 |



| Sl. No. | Account Description | Amount in Taka | |
|---------|---|----------------|--------------|
| | | FY 2018-2019 | FY 2017-2018 |
| 269 | East West Trading-W.G.B.Rec | 1,848 | 1,848 |
| 270 | Radix Enterprise-W.G.B.Rec | 1,961 | 1,961 |
| 271 | Marshal Distilleries-W.G.B.Rec | 15,543 | 15,543 |
| 272 | Tasnia Fabrics-W.G.B.Rec | 5,037 | 5,037 |
| 273 | Mehedi Enterprise-W.G.B.Rec | 7,431 | 3,859 |
| 274 | Multiwage Mart.Co. Ltd.-W.G.B.Rec | 7,818 | 4,420 |
| 275 | SA Trading-W .G. Bill Rec. | 3,762 | 3,762 |
| 276 | Asia Motors Ltd.-W .G. Bill Rec. | 4,412 | 4,412 |
| 277 | Dimano Ltd-W.G.B.Bill Rec | 2,320 | 984 |
| 278 | Fashon D Novo-W .G. Bill Rec. | 186,357 | 186,357 |
| 279 | BD Online Ltd-W .G. Bill Rec. | 20 | (139) |
| 280 | Chemi Concern-W .G. Bill Rec. | 11,137 | 9,236 |
| 281 | Magura Group -W.G. Bill Rec. | 12,520 | 15,936 |
| 282 | Ajak Jute Mill-W .G. Bill Rec. | 56,724 | 19,549 |
| 283 | Crystal Fashions -W .G. Bill Rec. | 29,330 | 24,885 |
| 284 | Jobeda Textile -W .G. Bill Rec. | 30,870 | 15,323 |
| 285 | Tajul Islam - W .G. bill Rec. | (3,384) | - |
| 286 | South Asia Dev.Corp.-W .G. Bill Rec. | 285,161 | 214,337 |
| 287 | Sonali Jute Mills-W .G. Bill Rec. | 82,832 | 54,121 |
| 288 | Desh Builders- W.G.B.Rec. | 154 | 65 |
| 289 | Nation Wide Ltd.-W .G. Bill Rec. | 136,114 | 105,874 |
| 290 | Engirg. Trade Consult-W .G. Bill Rec. | 92,642 | 92,642 |
| 291 | Master Sea Max-W .G. Bill Rec. | 235,491 | 153,711 |
| 292 | Moshar. & Broth (Rahat Int)-W .G. Bill Rec. | 138 | 621 |
| 293 | Shema & Co.-W .G. Bill Rec. | 855 | 855 |
| 294 | Misho Trade (Pvt.) Ltd.-W .G. Bill Rec. | (2,338) | (2,338) |
| 295 | Mouri Air Express-W.G.B.Rec | 13,821 | 13,821 |
| 296 | The Padma Fabrics Ltd.-W.G.B.Rec. | 334 | 334 |
| 298 | Unicorn Travels-W.G.B.Rec. | 13,101 | 13,101 |
| 299 | Transver Ultimate Solut.-W.G.B.Rec. | 56 | 56 |
| 300 | Lead International-W.G.B.Rec. | 1,823 | 1,823 |
| 301 | Ahmed International-W.G.B.Rec. | 134 | 134 |
| 302 | Metro Packaging Ltd.-W.G.B.Rec. | 2,935 | 2,935 |
| 303 | Echhamati Paper Mills.-W.G.B.Rec. | 268 | 268 |
| 304 | Farhan Money Chan. Corp.-W .G. Bill Rec. | 1,069 | 1,069 |
| 305 | Kollol Electronics-W.G.B.Rec. | 5,877 | 5,877 |
| 306 | Alam Enterprise-W.G.B.Rec. | 2,086 | 2,086 |
| 307 | Bangladesh Trade Linkers-W.G.B.Rec. | 2,405 | 2,405 |
| 308 | Banko Trading Co. Ltd.-W.G.B.Rec. | 1,932 | 1,932 |
| 309 | Tritech Computer-W.G.Bill Rec. | 343 | 343 |
| 310 | Sk. & Sheikh Poly. Ltd.-W.G.Bill Rec. | 1,701 | 1,701 |
| 311 | Promotex Accessories -W .G. Bill Rec. | 460 | 460 |
| 312 | Dart Equip. & Traders-W.G.Bill Rec. | (18) | (18) |
| 313 | D.G. Tech-W.G.BillRec. | 352 | 352 |
| 314 | Hirajheel -W.G.Bill.Rec. | 3,415 | 3,415 |



| Sl. No. | Account Description | Amount in Taka | |
|---------|---|--------------------|--------------------|
| | | FY 2018-2019 | FY 2017-2018 |
| 315 | Hazari Travels & Tours-W.G.Bill Rec. | 249 | 249 |
| 316 | Brothers Corp.-W .G. Bill Rec. | 288 | 288 |
| 317 | Excelsior Corp.-W .G. Bill Rec. | 675 | 675 |
| 318 | Tanim Entp.-W .G. Bill Rec. | 43 | 43 |
| 319 | Shakawat Group of Comp-W.G.Bill Rec. | 505 | 505 |
| 320 | Aaboc Money Changer-W.G.Bill Rec. | 448 | 448 |
| 321 | Khaled Mah. Trad. Int.-W & G.Bill.Rec. | 1,566 | 1,566 |
| 322 | Asia Corp.-W .G. Bill Rec. | 928 | 928 |
| 323 | SMT Leather Co-W .G. Bill Rec. | 270 | 270 |
| 324 | Al-Arafa Overseas-W .G. Bill Rec. | 84 | 84 |
| 325 | R.R. Impex -W .G. Bill Rec. | 258 | 258 |
| 326 | Haor Flood mang &Leveli Hood (BWBD) | 6,676 | 6,241 |
| 327 | Nation wide-W.G.B. Rec. | 29,743 | 29,737 |
| 328 | Blue Gold program-W.G.B.Rec. | (20,622) | (25,636) |
| 329 | 34 Buffer godown nirman proj. W.G.B. Rec. | 2,820 | - |
| | Total (A) | 2,521,125 | 1,847,627 |
| | | 104,865,306 | 99,700,556 |
| | B. Branch Office: | | |
| 330 | Hagi & Co. ctg. -B.O. Oth. Rec | 11,575,782 | 10,011,510 |
| 331 | Karnaphuli Metal works -B.O. Oth. Rec | - | (6,640) |
| 332 | Mr. Serajul Alam Ex. ASO-B.O.-Oth Rec. | 99,052 | 99,052 |
| 333 | Mr. Abbdus Salam -B.O. Oth. Rec | 1,722 | 1,722 |
| 334 | AB Bank Ltd -B.O. Oth. Rec | 585,780 | - |
| 335 | Busin. Service Supp.-B.O.-Oth. Rec. | 987,893 | 874,653 |
| 336 | Metali Enterprise -B.O. Oth. Rec | 1,206,834 | 1,047,870 |
| 337 | Pacific Tel.BD Ltd. -B.O. Oth. Rec | 13,491,576 | 9,883,356 |
| 338 | Chattogram Trading -B.O. Oth. Rec | - | (1,104) |
| | Total (B) | 27,948,639 | 21,910,419 |
| | Details are given in mangement report | | |
| | C. Distribution Division : | | |
| 339 | Shahadat & Others -Dist. Oth. Rec. | 3,382,196 | 3,382,196 |
| 340 | Advert. Against Sales-Dist. Oth.Rec. | 14,268 | 14,268 |
| | Total (C) | 3,396,464 | 3,396,464 |
| | Details are given in mangement report | | |
| | D. Other Receivable: | | |
| 341 | Ministry of Industries - Oth. Rec. | 485,062 | 485,062 |
| 342 | Board of Investment- Oth.Rec. | (194,963) | (194,963) |
| 343 | BSFIC-Oth. Rec. | 45,862 | 45,862 |
| 344 | BSEC-Oth. Rec. | 1,014,192 | 1,014,192 |
| 345 | ICTVTR-Oth. Rec. | 55,780 | 55,780 |
| 346 | Insur. Claim Rec. (SBC) -Oth. Rec. | 6,044,258 | 6,044,258 |
| 347 | BTMC - Oth. Rec. | 18,214 | 18,214 |
| 348 | BCIC Canteen - Oth. Rec. | 7,830 | 7,830 |
| 349 | Others Receivable | 15,725 | 15,725 |
| | Total (D) | 7,491,960 | 7,491,960 |
| | GRAND TOTAL (A+B+C+D) | 143,702,368 | 132,499,398 |
| | Details are given in mangement report. | | |



BANGALDESH CHEMICAL INDUSTRIES CORPORATION
BCIC BHABAN, 30-31, DILKUSHA C/A, DHAKA.
SCHEDULE OF FDR
AS ON 30 JUNE 2019

Annexure-G

| Sl. No. | Bank Name | FDR No. | Investment Amount (Amount in Taka) |
|-------------------|-------------------------------|---------|------------------------------------|
| 01 | Sonali bank Ltd. Local Office | 292282 | 795,100,000 |
| 02 | Sonali bank Ltd. Local Office | 992317 | 636,100,000 |
| 03 | Sonali bank Ltd. Local Office | 396077 | 500,000,000 |
| 04 | Sonali bank Ltd. Local Office | 396079 | 53,500,000 |
| 05 | Sonali bank Ltd. Local Office | 513303 | 240,000,000 |
| 06 | Sonali bank Ltd. Local Office | 513602 | 400,000,000 |
| 07 | Sonali bank Ltd. Local Office | 513967 | 753,000,000 |
| 08 | Sonali bank Ltd. Local Office | 513975 | 239,500,000 |
| 09 | Sonali bank Ltd. Local Office | 513989 | 300,000,000 |
| 10 | Sonali bank Ltd. Local Office | 803478 | 910,400,000 |
| 11 | Sonali bank Ltd. Local Office | 803484 | 53,600,000 |
| 12 | Sonali bank Ltd. Local Office | 803486 | 125,400,000 |
| 13 | Sonali bank Ltd. Local Office | 803495 | 200,000,000 |
| 14 | Sonali bank Ltd. Local Office | 803510 | 190,800,000 |
| 15 | Sonali bank Ltd. Local Office | 803552 | 201,500,000 |
| 16 | Sonali bank Ltd. Local Office | 803514 | 150,000,000 |
| 17 | Sonali bank Ltd. Local Office | 803491 | 199,400,000 |
| 18 | Sonali bank Ltd. Local Office | 803700 | 250,000,000 |
| 19 | Sonali bank Ltd. Local Office | 803821 | 400,000,000 |
| Total | | | 6,598,300,000 |
| 20 | Janata Bank Ltd, Dilkusha | 313328 | 200,000,000 |
| 21 | Janata Bank Ltd, Dilkusha | 313417 | 150,000,000 |
| 22 | Janata Bank Ltd, Dilkusha | 544660 | 100,000,000 |
| 23 | Janata Bank Ltd, Dilkusha | 544890 | 100,000,000 |
| 24 | Janata Bank Ltd, Dilkusha | 704846 | 151,700,000 |
| 25 | Janata Bank Ltd, Dilkusha | 705067 | 200,000,000 |
| 26 | Janata Bank Ltd, Dilkusha | 387101 | 76,500,000 |
| 27 | Janata Bank Ltd, Dilkusha | 705192 | 140,000,000 |
| 28 | Janata Bank Ltd, Dilkusha | 705172 | 223,400,000 |
| 29 | Janata Bank Ltd, Dilkusha | 705167 | 250,000,000 |
| 30 | Janata Bank Ltd, Dilkusha | 705186 | 180,000,000 |
| Sub -Total | | | 1,771,600,000 |
| 31 | Janata Bank Ltd, Local Office | 297699 | 100,000,000 |
| 32 | Janata Bank Ltd, Local Office | 297712 | 120,000,000 |
| 33 | Janata Bank Ltd, Local Office | 297833 | 100,000,000 |
| 34 | Janata Bank Ltd, Local Office | 347383 | 250,000,000 |



| Sl. No. | Bank Name | FDR No. | Investment Amount (Amount in Taka) |
|-------------------|-------------------------------|--------------|------------------------------------|
| 35 | Janata Bank Ltd, Local Office | 347539 | 20,000,000 |
| 36 | Janata Bank Ltd, Local Office | 347546 | 70,000,000 |
| 37 | Janata Bank Ltd, Local Office | 383839 | 250,000,000 |
| 38 | Janata Bank Ltd, Local Office | 557335 | 150,000,000 |
| 39 | Janata Bank Ltd, Local Office | 383838 | 20,000,000 |
| 40 | Janata Bank Ltd, Local Office | 383843 | 400,600,000 |
| 41 | Janata Bank Ltd, Local Office | 383847 | 10,000,000 |
| 42 | Janata Bank Ltd, Local Office | 383895 | 20,900,000 |
| 43 | Janata Bank Ltd, Local Office | 383859 | 443,800,000 |
| 44 | Janata Bank Ltd, Local Office | 383997 | 349,000,000 |
| 45 | Janata Bank Ltd, Local Office | 557303 | 156,200,000 |
| 46 | Janata Bank Ltd, Local Office | 557371 | 150,000,000 |
| 47 | Janata Bank Ltd, Local Office | 557453 | 200,000,000 |
| 48 | Janata Bank Ltd, Local Office | 557449 | 227,600,000 |
| 49 | Janata Bank Ltd, Local Office | 557460 | 38,800,000 |
| 50 | Janata Bank Ltd, Local Office | 557462 | 55,600,000 |
| 51 | Janata Bank Ltd, Local Office | 660045 | 161,100,000 |
| 52 | Janata Bank Ltd, Local Office | 557461 | 66,800,000 |
| 53 | Janata Bank Ltd, Local Office | 660217 | 200,000,000 |
| 54 | Janata Bank Ltd, Local Office | 660223 | 200,000,000 |
| 55 | Janata Bank Ltd, Local Office | 660221 | 163,400,000 |
| 56 | Janata Bank Ltd, Local Office | 660225 | 222,500,000 |
| 57 | Janata Bank Ltd, Local Office | 660237 | 995,300,000 |
| 58 | Janata Bank Ltd, Local Office | 660413 | 320,000,000 |
| 59 | Janata Bank Ltd, Local Office | 660243 | 130,100,000 |
| 60 | Janata Bank Ltd, Local Office | 660259 | 566,000,000 |
| 61 | Janata Bank Ltd, Local Office | 660268 | 100,000,000 |
| 62 | Janata Bank Ltd, Local Office | 660391 | 300,000,000 |
| 63 | Janata Bank Ltd, Local Office | 659702 | 164,100,000 |
| 64 | Janata Bank Ltd, Local Office | 170307 | 100,000,000 |
| 65 | Janata Bank Ltd, Local Office | 55170018 | 240,458,425 |
| Sub -Total | | | 7,062,258,425 |
| Total | | | 8,833,858,425 |
| 66 | BASIC Bank Ltd, Dilkusha | 017604/05 | 150,000,000 |
| 67 | BASIC Bank Ltd, Dilkusha | 017589/05 | 75,000,000 |
| 68 | BASIC Bank Ltd, Dilkusha | 017777/10 | 120,000,000 |
| 69 | BASIC Bank Ltd, Dilkusha | 18130/49113 | 106,600,000 |
| 70 | BASIC Bank Ltd, Dilkusha | 17787/10 | 10,000,000 |
| 71 | BASIC Bank Ltd, Dilkusha | 18813/281/14 | 20,000,000 |
| 72 | BASIC Bank Ltd, Dilkusha | 018821/15 | 108,600,000 |
| 73 | BASIC Bank Ltd, Dilkusha | 018976/15 | 115,600,000 |
| 74 | BASIC Bank Ltd, Dilkusha | 018994/15 | 400,000,000 |



| Sl. No. | Bank Name | FDR No. | Investment Amount (Amount in Taka) |
|-------------------|------------------------------------|----------------------|------------------------------------|
| 75 | BASIC Bank Ltd. Dilkusha | 104818/2017 | 20,000,000 |
| 76 | BASIC Bank Ltd. Dilkusha | 018194/13 | 100,700,000 |
| 77 | BASIC Bank Ltd. Dilkusha | 03/1518-01-001 | 520,000,000 |
| 78 | BASIC Bank Ltd. Dilkusha | 104918/0013992 | 227,100,000 |
| 79 | BASIC Bank Ltd. Dilkusha | 104931/0014121 | 132,500,000 |
| 80 | BASIC Bank Ltd. Dilkusha | 05054/151801001532 | 155,200,000 |
| 81 | BASIC Bank Ltd. Dilkusha | 105177 | 200,000,000 |
| 82 | BASIC Bank Ltd. Dilkusha | 110872 | 50,000,000 |
| 83 | BASIC Bank Ltd. Dilkusha | 104966 | 200,000,000 |
| Sub -Total | | | 2,711,300,000 |
| 84 | BASIC Bank Ltd. Main branch | 65850 | 50,000,000 |
| 85 | BASIC Bank Ltd. Main branch | 090845/22460 | 300,000,000 |
| 86 | BASIC Bank Ltd. Main branch | 126630 | 200,000,000 |
| Sub -Total | | | 550,000,000 |
| 87 | BASIC Bank Ltd. Babu Bazer Branch | 2086/2318-01-00054 | 100,000,000 |
| 88 | BASIC Bank Ltd. Babu Bazer Branch | 52125/231801000588 | 50,000,000 |
| 89 | BASIC Bank Ltd. Shantinagor Branch | 110794/0918010016097 | 250,000,000 |
| Sub -Total | | | 400,000,000 |
| | <i>Balance short in ledger</i> | | (6,040) |
| Total | | | 3,661,293,960 |
| 90 | BD Krishi Bank LPO | 582611/14627 | 200,000,000 |
| 91 | BD Krishi Bank LPO | 590677/14808 | 200,000,000 |
| 92 | BD Krishi Bank LPO | 590676/14807 | 350,000,000 |
| 93 | BD Krishi Bank LPO | 590739/14849 | 100,000,000 |
| 94 | BD Krishi Bank LPO | 590738/14849 | 100,000,000 |
| 95 | BD Krishi Bank LPO | 590772/14882 | 150,000,000 |
| 96 | BD Krishi Bank LPO | 590774/14884 | 100,000,000 |
| 97 | BD Krishi Bank LPO | 672490 | 146,200,000 |
| 98 | BD Krishi Bank LPO | 590827 | 100,000,000 |
| 99 | BD Krishi Bank LPO | 590828 | 100,000,000 |
| 100 | BD Krishi Bank LPO | 590829 | 100,000,000 |
| 101 | BD Krishi Bank LPO | 590830 | 100,000,000 |
| 102 | BD Krishi Bank LPO | 590930/15039 | 405,000,000 |
| 103 | BD Krishi Bank LPO | 590977/15086 | 500,000,000 |
| 104 | BD Krishi Bank LPO | 591209/15318 | 65,100,000 |
| 105 | BD Krishi Bank LPO | 591266/15375 | 145,000,000 |
| 106 | BD Krishi Bank LPO | 591599/15707 | 20,000,000 |
| 107 | BD Krishi Bank LPO | 672957/18346 | 200,000,000 |
| 108 | BD Krishi Bank LPO | 672994/18383 | 23,500,000 |
| 109 | BD Krishi Bank LPO | 673008/18397 | 300,000,000 |
| 110 | BD Krishi Bank LPO | 673017/18406 | 200,000,000 |
| 111 | BD Krishi Bank LPO | 673473/18857 | 500,000,000 |



| Sl. No. | Bank Name | FDR No. | Investment Amount (Amount in Taka) |
|--------------------|--------------------------|---------------------|---------------------------------------|
| 112 | BD Krishi Bank LPO | 673589/18972 | 200,000,000 |
| 113 | BD Krishi Bank LPO | 673614/18997 | 400,000,000 |
| 114 | BD Krishi Bank LPO | 673592/18975 | 100,000,000 |
| 115 | BD Krishi Bank LPO | 673624/19007 | 200,000,000 |
| 116 | BD Krishi Bank LPO | 673637/19020 | 50,000,000 |
| 117 | BD Krishi Bank LPO | 673638/19021 | 130,000,000 |
| 118 | BD Krishi Bank LPO | 673665/19047 | 100,000,000 |
| 119 | BD Krishi Bank LPO | 673735/19118 | 80,000,000 |
| 120 | BD Krishi Bank LPO | 673834/19216 | 500,000,000 |
| 121 | BD Krishi Bank LPO | 673746/19129 | 230,000,000 |
| 122 | BD Krishi Bank LPO | 673945/19326 | 550,000,000 |
| 123 | BD Krishi Bank LPO | 673990/19371 | 250,000,000 |
| 124 | BD Krishi Bank LPO | 674016/19397 | 240,000,000 |
| 125 | BD Krishi Bank LPO | 674143/19523 | 150,000,000 |
| 126 | BD Krishi Bank LPO | 674086/9467 | 200,000,000 |
| 127 | BD Krishi Bank LPO | 258440 | 50,000,000 |
| 128 | BD Krishi Bank LPO | 674227/19587 | 100,000,000 |
| Total | | | 7,634,800,000 |
| 129 | Agrani Bank Pr. Br. | 54018 | 200,000,000 |
| 130 | Agrani Bank Pr. Br. | 54373 | 100,000,000 |
| Sub -Total | | | 300,000,000 |
| 131 | Agrani Bank Amin Court | 225758 | 55,400,000 |
| 132 | Agrani Bank Amin Court | 225753 | 400,000,000 |
| Sub -Total | | | 455,400,000 |
| 133 | Agrani Bank F. Ex. | 0290903/409 | 273,800,000 |
| Sub -Total | | | 273,800,000 |
| Total | | | 1,029,200,000 |
| 134 | Oriental Bank Ltd. | 122593 | 11,807,009 |
| Total | | | 11,807,009 |
| 135 | Rupali Bank Kaptan Bazar | 074197/47/11 | 100,000,000 |
| 136 | Rupali Bank Local Office | 003597/47/15 | 100,000,000 |
| 137 | Rupali Bank Local Office | 003714/4732 | 500,000,000 |
| 138 | Rupali Bank Local Office | 3788 | 100,000,000 |
| 139 | Rupali Bank Local Office | 9011 | 50,000,000 |
| 140 | Rupali Bank Local Office | 2594 | 100,000,000 |
| 141 | Rupali Bank Local Office | 003610/48/41 | 44,200,000 |
| 142 | Rupali Bank Local Office | 072597/48/12/35/591 | 100,000,000 |
| 143 | Rupali Bank Local Office | 003773/48/04 | 170,000,000 |
| Total | | | 1,264,200,000 |
| Grand Total | | | 29,033,459,394 |

