

JAMUNA FERTILIZER COMPANY LIMITED


AUDITED FINANCIAL STATEMENTS

FOR THE YEAR ENDED 30 JUNE 2019



**Toha Khan Zaman & Co.**  
Chartered Accountants

Habib Sarwar Bhuiyan & Co.  
Chartered Accountants

Toha Khan Zaman & Co. is an exclusive member of  for accounting services in Bangladesh



**Toha Khan Zaman & Co.**  
Chartered Accountants


**Habib Sarwar Bhuiyan & Co.**  
Chartered Accountants  
Eastern Commercial Complex  
Chamber No. 704&705  
73 Kakrail (7<sup>th</sup> Floor), Dhaka-1000  
Telephone: +880 (0)2 9335974

JAMUNA FERTILIZER COMPANY LIMITED

AUDITED FINANCIAL STATEMENTS

FOR THE YEAR ENDED 30 JUNE 2019

House No. 817 (First Floor), Road No. 4, Baitul Aman Housing Society, Adabor, Dhaka-1207, Bangladesh  
Telephone: +880 (0)2 9144927, +880 (0)2 9121654, +880 (0)2 9135485; Cell: +88 01711 593839  
Email: [mail@tkzcabd.com](mailto:mail@tkzcabd.com) / [mwzaman@hotmail.com](mailto:mwzaman@hotmail.com); Web: [www.tkzcabd.com](http://www.tkzcabd.com)

Toha Khan Zaman & Co. is an exclusive member of  RGLOBAL for accounting services in Bangladesh

## CONTENTS

SL. NO.	PARTICULARS	PAGES
1.00	Independent Auditors' Report	1-3
2.00	Statement of Financial Position	4-5
3.00	Statement of Profit or Loss and Other Comprehensive Income	6
4.00	Statement of Changes in Equity	7
5.00	Statement of Cost of Goods Sold	8
6.00	Cash Flow Statement	9
7.00	Notes to the Financial Statements:	
	+ Profile of the Company	10
	+ Significant Accounting Policies	10-12
	+ Authorized Capital	12-13
	+ Issued, Subscribed and Paid up Capital	13
	+ Government Equity/Capital Contribution	13
	+ Foreign Loan	13
	+ Government Loan	13
	+ Deferred Liabilities	14
	+ Property, Plant & Machinery	14
	+ Investment	14
	+ Loan to Employee (House Building)	15
	+ Deferred Expenses	15
	+ Raw Materials Chemicals & Packing Materials	15-16
	+ Spares Accessories & Stores	16-17
	+ Store-in-Transit	18-19
	+ Work in Process	19
	+ Finished Goods (Urea)	19
	+ Current Account with Enterprise	20
	+ BCIC Current Account	20
	+ Loan to BCIC	20
	+ Trade Debtors	21
	+ Loan to Enterprise	21
	+ Advance, Deposits & Prepayments	21-25
	+ Advance against Income Tax	25

## CONTENTS

SL. NO	PARTICULARS	PAGES
	↕ Bank Deposit (FDR)	26
	↕ Cash and Cash Equivalents	26-27
	↕ Creditors for Goods Supply	27-30
	↕ Creditors for Expenses	30-31
	↕ Creditors for Other Finance	31
	↕ Current Account with Enterprise	31-32
	↕ Provision for W.P.P. F	32
	↕ Provision for Income Tax	32
	↕ Local Sales	32-33
	↕ Raw Materials Consumed	33
	↕ Chemical Consumed	33
	↕ Packing Material Consumed	33-34
	↕ Other Factory Overhead	34-35
	↕ Administrative Overhead	35-36
	↕ Selling & Distribution O/H	36-37
	↕ Other Income	37
	↕ Interest & Financial Expenses	37
	↕ Prior Year Adjustment	38
8.00	Schedule of Foreign Loan (Annexure-A)	39
9.00	Schedule of Property, Plant & Equipment (Annexure-B)	40
10.00	Schedule of Work in Process (Annexure-C)	41
11.00	Schedule of Finished Goods (Annexure-D)	42
12.00	Schedule of Closing Stock & Valuation Sheet (Annexure-E)	43

INDEPENDENT AUDITOR'S REPORT  
TO THE SHAREHOLDERS OF  
JAMUNA FERTILIZER COMPANY LIMITED  
REPORT ON THE AUDIT OF THE FINANCIAL STATEMENTS

**Jamuna Fertilizer Company Limited**

P.O.: Tarakandi

P.S.: Sarishabari

Dist.: Jamalpur, Bangladesh

**Opinion:**

We have audited the accompanying financial statements of **Jamuna Fertilizer Company Limited**, which comprise the Statement of Financial Position as at 30 June 2019, and the Statement of Profit or Loss and Other Comprehensive Income, Statement of Changes in Equity and Statement of Cash Flows for the year then ended, and notes to the financial statements, including a summary of significant accounting policies.

In our opinion, the accompanying financial statements give a true and fair view of the Financial Position of the **Jamuna Fertilizer Company Limited**, as at 30 June 2019, and its financial performance and its cash flows statement for the year then ended in accordance with International Financial Reporting Standards (IFRSs), the Companies Act 1994 and other applicable laws and regulations.

**Basis for Opinion:**

We conducted our audit in accordance with International Standards on Auditing (ISAs). Our responsibilities under those standards are further described in the Auditor's Responsibilities for the Audit of the Financial Statements section of our report. We are independent of the Company in accordance with the ethical requirement that is relevant to our audit of the financial statements in Bangladesh, and we have fulfilled our other ethical responsibilities in accordance with these requirements. We believe that the audit evidence we have obtained is sufficient and appropriate to provide a basis for our opinion.

**Key Audit Matters:**

Key audit matters are those matters that, in our professional judgment, were of most significance in our audit of the financial statements of the current period. These matters were addressed in the context of our audit of the financial statements as a whole, and in forming our opinion thereon, and we do not provide a separate opinion on these matters.

**Responsibilities of Management and Those Charged with Governance for the Financial Statements:**

Management is responsible for the preparation of financial statements that give a true and fair view in accordance with IFRSs and for such internal control as management determines is

necessary to enable the preparation of financial statements that are free from material misstatement, whether due to fraud or error.

In preparing the financial statements, management is responsible for assessing the Company's ability to continue as a going concern, disclosing, as applicable, matters related to going concern and using the going concern basis of accounting unless management either intends to liquidate the Company or to cease operations, or has no realistic alternative but to do so.

Those charged with governance are responsible for overseeing the Company's financial reporting process.

#### **Auditor's Responsibilities for the Audit of the Financial Statements:**

Our objectives are to obtain reasonable assurance about whether the financial statements as a whole are free from material misstatement, whether due to fraud or error, and to issue an auditor's report that includes our opinion. Reasonable assurance is a high level of assurance, but is not a guarantee that an audit conducted in accordance with ISAs will always detect a material misstatement when it exists. Misstatements can arise from fraud or error and are considered material if, individually or in the aggregate, they could reasonably be expected to influence the economic decisions of users taken on the basis of these financial statements.

As part of an audit in accordance with ISAs, we exercise professional judgment and maintain professional skepticism throughout the audit. We also:

- a. Identify and assess the risks of material misstatement of the financial statements, whether due to fraud or error, design and perform audit procedures responsive to those risks, and obtain audit evidence that is sufficient and appropriate to provide a basis for our opinion. The risk of not detecting a material misstatement resulting from fraud is higher than for one resulting from error, as fraud may involve collusion, forgery, intentional omissions, misrepresentations, or the override of internal control.
- b. Obtain an understanding of internal control relevant to the audit in order to design audit procedures that are appropriate in the circumstances, but not for the purpose of expressing an opinion on the effectiveness of the Company's internal control.
- c. Evaluate the appropriateness of accounting policies used and the reasonableness of accounting estimates and related disclosures made by management.
- d. Conclude on the appropriateness of management's use of the going concern basis of accounting and, based on the audit evidence obtained, whether a material uncertainty exists related to events or conditions that may cast significant doubt on the Company's ability to continue as a going concern. If we conclude that a material uncertainty exists, we are required to draw attention in our auditor's report to the related disclosures in the financial statements or, if such disclosures are inadequate, to modify our opinion. Our conclusions are based on the audit evidence obtained up to the date of our auditor's report. However, future events or conditions may cause the Company to cease to continue as a going concern.

- e. Evaluate the overall presentation, structure and content of the financial statements, including the disclosures, and whether the financial statements represent the underlying transactions and events in a manner that gives a true and fair view.

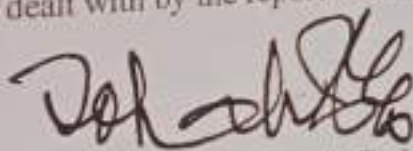
We communicate with those charged with governance regarding, among other matters, the planned scope and timing of the audit and significant audit findings, including any significant deficiencies in internal control that we identify during our audit.


**Report on Other Legal and Regulatory Requirements:**

In accordance with the Companies Act 1994, we also report the following:

- We have obtained all the information and explanation which to the best of our knowledge and belief were necessary for the purpose of our audit and made due verification thereof;
- In our opinion, proper books of account as required by law have been kept by the Company so far as it appeared from our examination of those books; and
- The Statement of Financial Position and Statement of Profit or Loss and Other Comprehensive income dealt with by the report are in agreement with the books of account.

Dated, Dhaka  
25 February 2020

  
(Toha Khan Zaman & Co.)  
Chartered Accountants

  
(Habib Sarwar Bhuiyan & Co.)  
Chartered Accountants



JAMUNA FERTILIZER COMPANY LIMITED  
TARAKANDI, JAMALPUR

STATEMENT OF FINANCIAL POSITION  
AS AT 30 JUNE 2019

PARTICULARS	NOTE	30-06-2019	30-06-2018
<b>A. CAPITAL:</b>			
<b>Authorized Capital:</b>			
75,000,000 Ordinary Shares of Tk. 100 each	3.00	7,500,000,000	7,500,000,000
Paid up Capital	4.00	500,000	500,000
Govt. Equity/Capital Contribution	5.00	7,306,153,800	7,306,153,800
<b>Total Taka (A):</b>		<b>7,306,653,800</b>	<b>7,306,653,800</b>
<b>B. RESERVE AND SURPLUS:</b>			
Accumulated Profit/(Loss)		6,781,958,553	7,082,238,267
<b>Total Reserve &amp; Surplus (B):</b>		<b>6,781,958,553</b>	<b>7,082,238,267</b>
<b>Total Equity (C=A+B):</b>		<b>14,088,612,353</b>	<b>14,388,892,067</b>
<b>D. LONG TERM LIABILITIES:</b>			
Foreign Loan / Credit	6.00	547,404,217	547,404,217
Govt. Loan (ADP)	7.00	1,665,626,300	1,610,262,090
Deferred Liabilities	8.00	152,100	0
<b>Total Taka (D):</b>		<b>2,213,182,617</b>	<b>2,157,666,307</b>
<b>Capital Employed (E=C+D):</b>		<b>16,301,794,970</b>	<b>16,546,558,374</b>
<b>F. FIXED ASSETS:</b>			
Fixed Assets at Cost		28,711,813,374	28,671,248,709
Less: Accumulated Depreciation		26,321,506,820	26,031,009,596
<b>Fixed Assets at Written Down Value (F):</b>	9.00	<b>2,390,306,554</b>	<b>2,640,239,113</b>
<b>G. OTHER LONG-TERM ASSETS:</b>			
Investment	10.00	18,000,000	18,000,000
Loan to Employee	11.00	336,100,747	301,504,418
Deferred Expenses	12.00	150,336,898	221,920,628
<b>Total Other Long-Term Assets (G):</b>		<b>504,437,645</b>	<b>541,425,046</b>
<b>Total Fixed and Other Long-Term Assets(H=F+G):</b>		<b>2,894,744,199</b>	<b>3,181,664,159</b>
<b>I. CURRENT ASSETS:</b>			
<b>INVENTORIES:</b>			
Raw Materials, Chemicals, Packing Materials.	13.00	378,084,826	401,587,243
Spare, Accessories and Stores	14.00	1,373,539,482	1,307,705,574
Store - in - Transit	15.00	499,555,772	83,746,047
Work - in - Process	16.00	100,783,125	62,436,185
Finished Goods	17.00	1,699,960	2,484,789
<b>Total Inventories (I):</b>		<b>2,353,663,165</b>	<b>1,857,959,838</b>



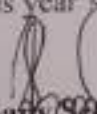



JAMUNA FERTILIZER COMPANY LIMITED  
TARAKANDI, JAMALPUR


STATEMENT OF FINANCIAL POSITION  
AS AT 30 JUNE 2019

PARTICULARS	NOTE	30-06-2019	30-06-2018
<b>J. OTHER CURRENT ASSETS:</b>			
Current A/C with Enterprises	18.00	34,355,309	41,181,958
BCIC Current Account	19.00	575,106,344	135,877,435
Loan to BCIC	20.00	99,837,939	99,837,939
Trade Debtors	21.00	132,690,816	144,778,816
Loan to Enterprises	22.00	17,303,333	12,035,833
Advances, Deposits & Pre-payments	23.00	238,574,793	246,146,815
Advance against Income Tax	24.00	421,279,238	0
Bank Deposits	25.00	14,684,701,894	15,957,025,354
Cash and Cash Equivalent	26.00	234,916,872	205,874,535
<b>Total Other Current Assets (J):</b>		<b>16,438,766,538</b>	<b>16,842,758,685</b>
<b>Total Current Assets (K=I+J):</b>		<b>18,792,429,703</b>	<b>18,700,718,523</b>
<b>L. LESS: CURRENT LIABILITIES AND PROVISION:</b>			
Creditors for Goods	27.00	23,008,851	16,788,725
Creditors for Expenses	28.00	64,509,474	76,598,831
Creditors for Other Finance	29.00	603,222,394	348,714,470
Current Account with Enterprises	30.00	2,789,975	9,858,374
Provision for W.P.P. F	31.00	23,625,167	111,160,588
Provision for Income Tax	32.00	4,668,223,071	4,772,703,320
<b>Total Current Liabilities (L):</b>		<b>5,385,378,932</b>	<b>5,335,824,309</b>
<b>Net Current Assets (M=K-L):</b>		<b>13,407,050,771</b>	<b>13,364,894,215</b>
<b>Total Assets (N=H+M):</b>		<b>16,301,794,970</b>	<b>16,546,558,374</b>

- 1.00 Figures have been rounded off to the nearest taka.
- 2.00 Annexed notes form part of the accounts.
- 3.00 Previous year's figures have been rearranged for comparison.

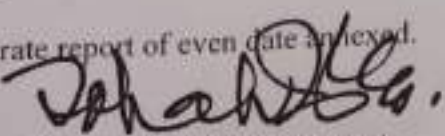
  
Company Secretary


  
Managing Director

  
Director

Signed in terms of our separate report of even date annexed.

Dated, Dhaka  
25 February 2020

  
(Toha Khan Zaman & Co.)  
Chartered Accountants

  
(Habib Sarwar Bhuiyan & Co.)  
Chartered Accountants




JAMUNA FERTILIZER COMPANY LIMITED  
TARAKANDI, JAMALPURSTATEMENT OF PROFIT OR LOSS AND COMPREHENSIVE INCOME  
FOR THE YEAR ENDED 30 JUNE 2019

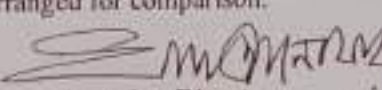
Particulars	Note	2018-2019	2017-2018
<b>SALES QUANTITY:</b>	<b>M.T</b>	<b>74,107.10</b>	<b>347,555.05</b>
<b>SALES REVENUE:</b>			
Gross Sales (Local)	33.00	1,074,340,203	4,948,047,077
Less: Cost of Goods Sold		1,500,668,267	2,778,817,187
<b>Gross Profit / (Loss):</b>		<b>(426,328,064)</b>	<b>2,169,229,890</b>
<b>Less: Other Operating Expenses:</b>			
Salaries & Allowances (Administrative)		201,151,353	181,609,376
Salaries & Allowances (S&D)		42,488,395	38,360,622
General Admin. Overhead	38.00	223,988,798	213,563,427
Audit Fees		130,000	100,000
Head Office Expenses		234,664,000	444,563,000
Selling & Distribution O/H	39.00	25,804,350	27,706,477
Research & Development Expenses		4,248,850	1,700,000
<b>Total Taka:</b>		<b>732,475,746</b>	<b>907,602,902</b>
<b>Operating Profit/(Loss)</b>		<b>(1,158,803,810)</b>	<b>1,261,626,988</b>
Add: Other Income	40.00	931,605,322	829,951,699
<b>Net Profit/(Loss)</b>		<b>(227,198,488)</b>	<b>2,091,578,687</b>
<b>Less: Other Expenses:</b>			
Interest & Financial Expenses	41.00	61,045,553	61,530,233
<b>Net Profit/(Loss) before income Tax &amp; WPPF:</b>		<b>(288,244,041)</b>	<b>2,030,048,454</b>
Less: W.P.P. F		0	96,668,974
<b>Net Profit/(Loss) Before Income Tax:</b>		<b>(288,244,041)</b>	<b>1,933,379,480</b>
Less: Provision for Income Tax on Gross Receipts @0.6%	32.00	12,035,673	676,682,818
<b>Net Profit/(Loss) After Income Tax:</b>		<b>(300,279,714)</b>	<b>1,256,696,662</b>
Less: Prior year adjustment	42.00	0	6,774,000
<b>Net Profit/(Loss) after Prior year Adjustment:</b>		<b>(300,279,714)</b>	<b>1,249,922,662</b>
<b>Accumulated Profit/(Loss) Brought Forwarded:</b>		<b>7,082,238,267</b>	<b>5,832,315,605</b>
<b>Accumulated Profit/(Loss) Transferred to Balance Sheet:</b>		<b>6,781,958,553</b>	<b>7,082,238,267</b>


1.00 Figures have been rounded off to the nearest taka.

2.00 Annexed notes form part of the accounts.

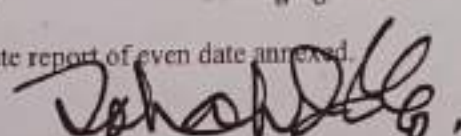
3.00 Previous year's figures have been rearranged for comparison.

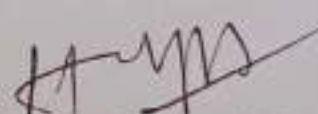
  
Company Secretary

  
Managing Director

  
Director

Signed in terms of our separate report of even date annexed.

Dated, Dhaka  
25 February 2020
  
(Toha Khan Zaman & Co.)  
Chartered Accountants

  
(Habib Sarwar Bhuiyan & Co.)  
Chartered Accountants




JAMUNA FERTILIZER COMPANY LIMITED  
TARAKANDI, JAMALPUR

STATEMENT OF CHANGES IN EQUITY  
FOR THE YEAR ENDED 30 JUNE 2019


Particulars	Issued Share Capital	GOB Contribution to Equity	Capital Reserve	Retained Income / Loss	Total Equity
<b>For 30 June 2019:</b>					
Balance as on 01.07.2018	500,000	7,306,153,800	0	7,082,238,267	14,388,892,067
Add: Addition during the year	0	0	0	(300,279,714)	(300,279,714)
	<b>500,000</b>	<b>7,306,153,800</b>	<b>0</b>	<b>6,781,958,553</b>	<b>14,088,612,353</b>
Less: Prior year adjustment	0	0	0	0	0
<b>Balance as on 30.06.2019</b>	<b>500,000</b>	<b>7,306,153,800</b>	<b>0</b>	<b>6,781,958,553</b>	<b>14,088,612,353</b>

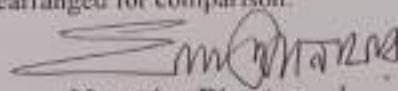
JAMUNA FERTILIZER COMPANY LIMITED  
TARAKANDI, JAMALPUR


STATEMENT OF CHANGES IN EQUITY  
FOR THE YEAR ENDED 30 JUNE 2018

Particulars	Issued Share Capital	GOB Contribution to Equity	Capital Reserve	Retained Income / Loss	Total Equity
<b>For 30 June 2018:</b>					
Balance as on 01.07.2017	500,000	7,306,153,800	0	5,832,315,605	13,138,969,405
Add: Addition during the year	0	0	0	1,256,696,662	1,256,696,662
	<b>500,000</b>	<b>7,306,153,800</b>	<b>0</b>	<b>7,089,012,267</b>	<b>14,395,666,067</b>
Less: Prior year adjustment	0	0	0	(6,774,000)	(6,774,000)
<b>Balance as on 30.06.2018</b>	<b>500,000</b>	<b>7,306,153,800</b>	<b>0</b>	<b>7,082,238,267</b>	<b>14,388,892,067</b>


- 1.00 Figures have been rounded off to the nearest taka.
- 2.00 Annexed notes form part of the accounts.
- 3.00 Previous year's figures have been rearranged for comparison.

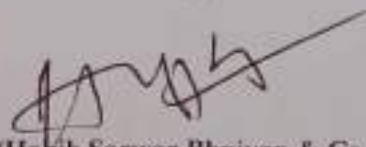
  
Company Secretary

  
Managing Director

  
Director

Signed in terms of our separate report of even date annexed

  
(Toha Khan Zaman & Co.)  
Chartered Accountants

  
(Habib Sarwar Bhuiyan & Co.)  
Chartered Accountants

Dated, Dhaka  
25 February 2020





JAMUNA FERTILIZER COMPANY LIMITED  
TARAKANDI, JAMALPUR

STATEMENT OF COST OF GOODS SOLD  
FOR THE YEAR ENDED 30 JUNE 2019

Particulars	Note	2018-2019	2017-2018
<b>VARIABLE COST:</b>			
<b>Direct Material Cost:</b>			
Raw Materials Consumed (Natural Gas)	34.00	160,212,518	438,382,638
Chemical Consumed	35.00	84,979,708	260,281,535
Packing Material Consumed	36.00	58,801,985	204,789,536
<b>Total Taka:</b>		<b>303,994,210</b>	<b>903,453,709</b>
Contract Labour		6,372,719	20,768,797
<b>Factory Overhead (Variable):</b>			
Natural Gas (Used for Fuel)	34.00	153,473,974	358,676,704
Oil and Lubricant		5,016,428	9,237,248
Spares & Accessories		145,018,663	66,040,767
Repair and Maintenance (Plant)		16,478,023	11,270,504
<b>Total Variable Factory Overhead:</b>		<b>319,987,088</b>	<b>445,225,223</b>
<b>Total Variable Cost:</b>		<b>630,354,018</b>	<b>1,369,447,729</b>
<b>FIXED COST:</b>			
Direct Factory Salary & Wages		221,652,746	200,119,047
Indirect Salary & Wages		128,950,793	116,423,145
Electricity Charges		6,659,938	2,612,828
Factory Insurance		11,206,091	15,644,980
Factory Depreciation		269,150,197	433,302,985
Annual Overhauling Expenses		0	126,670,318
Other Factory Overhead	37.00	272,555,743	216,845,690
<b>Total Fixed Factory Overhead:</b>		<b>688,522,763</b>	<b>911,499,946</b>
<b>Total Fixed Cost:</b>		<b>910,175,510</b>	<b>1,111,618,993</b>
<b>Total Manufacturing Cost:</b>		<b>1,540,529,527</b>	<b>2,481,066,722</b>
Add: Opening Work- in- Progress		62,436,185	39,340,400
<b>Total Goods-In-Process:</b>		<b>1,602,965,712</b>	<b>2,520,407,122</b>
Less: Closing Work- in- Progress		100,783,125	62,436,185
<b>Cost of Goods Manufactured:</b>		<b>1,502,182,587</b>	<b>2,457,970,937</b>
Add: Opening Finished Goods		2,484,789	323,331,039
<b>Cost of Goods Available for Sale:</b>		<b>1,504,667,376</b>	<b>2,781,301,976</b>
Less: Closing Stock of Fin. Goods		3,999,109	2,484,789
<b>Cost of Goods Sold:</b>		<b>1,500,668,267</b>	<b>2,778,817,187</b>

1.00 Figures have been rounded off to the nearest taka.

2.00 Annexed notes form part of the accounts.

3.00 Previous year's figures have been rearranged for comparison.

Company Secretary

Managing Director

Director

Signed in terms of our separate report of even date annexed

Dated, Dhaka  
25 February 2020

(Toha Khan Zaman & Co.)  
Chartered Accountants

(Habib Sarwar Bhuiyan & Co.)  
Chartered Accountants





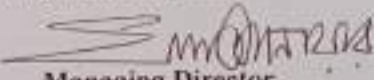
JAMUNA FERTILIZER COMPANY LIMITED  
TARAKANDI, JAMALPUR


CASH FLOW STATEMENT  
FOR THE YEAR ENDED 30 JUNE 2019

Particulars	2018-2019	2017-2018
<b>A. Cash Flows from Operating Activities:</b>		
Cash Receipts from Customers and Others	1,100,754,235	4,827,124,873
Cash paid to Suppliers, Employees and Others	(2,646,080,832)	(3,031,132,974)
<b>Cash Generated from Operations:</b>	<b>(1,545,326,597)</b>	<b>1,795,991,899</b>
Financial Expenses	(5,681,343)	(6,166,023)
Advance Income Tax	(84,477,711)	(92,212,716)
Income Tax paid	(453,317,449)	(848,090,867)
<b>Net Cash Flow from Operating Activities:</b>	<b>(2,088,803,100)</b>	<b>849,522,293</b>
<b>B. Cash Flows from Investing Activities:</b>		
Proceeds from Sale of Vehicles	0	143,952
Purchases of Fixed Assets	(37,160,984)	(40,972,214)
Investment in H.B Loan	(58,250,000)	(79,050,000)
Interest Received on FDR & STD	904,948,065	799,882,825
H.B Loan Recovery	35,984,896	29,733,110
<b>Net Cash Flow Investing Activities:</b>	<b>845,521,977</b>	<b>709,737,673</b>
<b>C. Cash Flows from Financing Activities:</b>		
Foreign Loan Payment	0	(500,000,000)
<b>Net Cash Flow from Financing Activities:</b>	<b>0</b>	<b>(500,000,000)</b>
<b>D. Net Increased / (Decreased) in Cash Flows: (A+B+C)</b>	<b>(1,243,281,123)</b>	<b>1,059,259,966</b>
E. Cash and Cash Equivalent at Beginning of the year	16,162,899,889	15,103,639,923
<b>Cash and Cash Equivalent at Closing of the year (D+E)</b>	<b>14,919,618,766</b>	<b>16,162,899,889</b>

- 1.00 Figures have been rounded off to the nearest taka.  
2.00 Annexed notes form part of the accounts.  
3.00 Previous year's figures have been rearranged for comparison.


  
Company Secretary

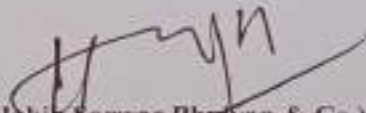
  
Managing Director

  
Director

Signed in terms of our separate report of even date annexed.

Dated, Dhaka  
25 February 2020

  
(Toha Khan Zaman & Co.)  
Chartered Accountants

  
(Habib Sarwar Bhuiyan & Co.)  
Chartered Accountants





JAMUNA FERTILIZER COMPANY LIMITED

NOTES OF THE FINANCIAL STATEMENTS  
FOR THE YEAR ENDED 30 JUNE 2019

**1.00 PROFILE OF THE COMPANY:**

i. Name of the Company	Jamuna Fertilizer Company Ltd.	
ii. Location	Tarakandi, Sarishabari, Jamalpur.	
iii. Main Contractor of the Project	Mitsubishi Heavy Industries Ltd. & Mitsubishi Corporation Japan.	
iv. Advisor	Unico International Corporation, Japan.	
v. Estimated Project Cost	Foreign Currency	Tk.92,180.40 Lac
	Local Currency	Tk.31,705.90 Lac
	<b>Total:</b>	<b>Tk.123,886.30 Lac</b>
vi. Actual Project Cost	Foreign Currency	Tk.93,551.88 Lac
	Local Currency	Tk.32,702.67 Lac.
	<b>Total:</b>	<b>Tk.126,254.55 Lac</b>
vii. Production Capacity	Granulated Urea	5,61,000 M.T/Year
	Ammonia	3,55,740 M.T/Year
viii. Production Process	Urea	Snam Protejeeti, Italy
	Ammonia	Haldor, Topsoe Denmark
ix. Storage Capacity	Loose Urea	50,000 M. T
	Bagged Urea	14,000 M. T
	Ammonia	10,000 M. T
x. Starting Project Implementation	26 December 1988	
xi. Project Implementation Period	36 Months	
xii. Trial Ammonia Production	9 December 1991	
xiii. Trial Urea Production	31 December 1991	
xiv. Commercial Production	01 July 1992	
xv. Project Life	25 Years	
<b>xvi. Development Project Proposal (DPP):</b>		
Objective of the Project	To sustain the installed rated production capacity for another 10 Years	
Estimated Cost of the Project	Tk.18,148.20 Lac (Debt Equity Ratio= 60:40)	
Financed of the Project	From ADP, GOB Source	
Date of Commencement of the Project	July, 2006 (2006-2007)	
Date of Completion of the Project	June, 2010 (2009-2010)	

**2.00 SIGNIFICANT ACCOUNTING POLICIES:**

**2.01 Basis of Accounting:**

The financial statements have been prepared on a going concern basis under historical cost convention as per International Accounting Standards (IASs).

Fixed assets except land and development are stated at cost less accumulated depreciation. These are depreciated on straight-line method and day-to-day basis depreciation is charged on addition and disposal. The rates at which depreciation should be charged per annum depend on the nature and estimated useful life of each asset and are as given below.



Land under Possessions of JFCL:	
Factory Area	76.00 Acres
Residential Area	61.00 Acres
Jetty & Water Intake Area	21.00 Acres
Roads (Heavy Duty)	23.00 Acres
Railway Sidings	12.00 Acres
Connecting Roads	7.00 Acres
<b>Total:</b>	<b>200.00 Acres</b>

**2.02 The depreciation rates are as under:**

Name of Assets	Rate of Depreciation
Building	2.5% to 5%
Civil work & other constructions	5% to 10%
Plant & Machinery	4%
Motor Vehicles	12.5% to 20%
Furniture & Fixtures	20%
Office Equipment	10%-25%
Factory Apparatus & Loose Tools	12.5% to 25%
Sundry Assets	10% to 25%

**2.03 Gratuity:**

The company's gratuity fund scheme operated for the benefit of permanent employees. Annual Gratuity Accounted for on the basis of two month's basic salary covering length of service of the employees.

**2.04 Basis of Inventory Valuation:**

Inventories are valued as under:

- Raw Materials, Chemical and Packing Material Consumed:** at moving weighted average cost.
- Spares, Accessories and stores:** at moving weighted average cost
- Store-in-Transit:** at cost
- W.I.P (Ammonia):** Tk.22, 500 /- (Round Off) per M. Ton of Ammonia
- Finished Stocks (Bagged):** At cost or net realizable value whichever lower.
- Finished Stocks (Loose):** At cost or net realizable value whichever lower

**2.05 Events after reporting period:**

**Going Concern:**

The Board of Directors are convinced after making appropriate enquiries at the time of approving the financial statements the company has adequate resources to carry out its operational existence for the foreseeable future.

**2.06 Information of financial Statement:**

**Responsible for the preparation and presentation of financial statement:**

The company management and the Board of Director are responsible for the preparation and presentation of financial statement as per section 183 of the company Act 1994.



**Complete set of financial statements:**

- Statements of Financial Position as at June 30, 2019.
- Statements of Profit or Loss and other Comprehensive Income for the year ended June 30, 2019.
- Statements of Changes in Equity for the year ended June 30, 2019.
- Statement of Cash Flows for the year ended June 30, 2019.
- Notes comprising a summary of significant accounting policies and other explanatory information to the Financial Statements for the year ended June 30, 2019.

**2.07 Comparative Information:**

Comparative information has been disclosed in respect of the previous year for all numerical information in the financial statement and also the narrative and descriptive information when it is relevant for understanding of the current year's financial statement.

Previous year's figures have been re arranged whenever considered necessary comparability with the current year's presentation.

**2.08 Reporting Currency:**

The Financial Statements has been prepared and presented in Bangladesh Currency (Taka), which is the company's functional currency.

**2.09 Revenue recognition:**

The Group recognizes revenue from the following major sources:

- + Sale of Urea
- + Sale of Ammonia

Revenue is recognized when products left JFCL's premises & control transferred to customer.

**2.10 Reporting Period:**

The Financial period of the company under Audit covers year from July 01, 2018 to June 30, 2019.

**3.00 AUTHORIZED CAPITAL: Tk. 7,500,000,000**

The authorized capital of the company represents value of 75,000,000 ordinary shares of Tk.100 each.

**4.00 ISSUED SUBSCRIBED AND PAID UP CAPITAL: Tk. 500,000**

The above amount of paid up capital represents the value of Tk.500,000 of 5,000 ordinary shares each Tk.100 held in the name of Bangladesh Chemical Industries Corporation (BCIC) and its nominees, details of which are given below:

30-06-2019		30-06-2018	
Name of Shareholders	No. of Shares	Name of Shareholders	No. of Shares
Begum Parag, Addl. Secretary Ministry of Industries, Dhaka (Chairman)	1	Begum Parag Addl. Secretary Ministry of Industries, Dhaka (Chairman)	1
Begum Yasmin Sultana, Joint Secretary (Policy) Ministry of	1	Mr. Md. Haiul Quaium Director (Com) BCIC, Dhaka	1





30-06-2019		30-06-2018	
Name of Shareholders	No. of Shares	Name of Shareholders	No. of Shares
Industries, Dhaka (Director)			
Mr. Md. Amin Ul Ahsan, Director (Com.) BCIC, Dhaka (Director)	1	Begum Yasmin Sultana Joint Secretary (Policy) Ministry of Industries, Dhaka (Director)	1
Mr. Md. Lutfur Rahman, FCMA Director (P & I) BCIC, Dhaka (Director)	1	Mr. Md. Mahabubul Islam Director (P&I) BCIC, Dhaka	1
Engr. Gopinath Bonik, Director (T & E) BCIC, Dhaka (Director)	1	Engr. Md. Ali Akkas Director (T&E) BCIC, Dhaka	1
Mr. Md. Asadur Rahman, Secretary BCIC (Director)	1	Mr. Md. Abu Taher Bhuiyan Secretary BCIC	1
Mr. Md. Mafizur Rahman, Managing Director, JFCL (Director)	1	Mahabuba Sultana Managing Director JFCL	1
Bangladesh Chemical Industries Corporation (BCIC), Dhaka	4,993	Bangladesh Chemical Industries Corporation (BCIC), Dhaka	4,993
<b>Total:</b>	<b>5,000</b>	<b>Total:</b>	<b>5,000</b>

**5.00 GOVERNMENT EQUITY / CAPITAL CONTRIBUTION: Tk. 7,306,153,800**

The above amount represents Government Equity / Capital Contribution, which has been carried forward from previous year's accounts without any change during the year under audit, details of which are given below:

Particulars	30-06-2019	30-06-2018
Government Portion	1,115,864,800	1,115,864,800
Foreign Currency Fluctuation & Accrued Interest	5,310,289,000	5,310,289,000
BCIC Project (AFCCL)	880,000,000	880,000,000
<b>Total Taka:</b>	<b>7,306,153,800</b>	<b>7,306,153,800</b>

**6.00 FOREIGN LOAN: Tk. 547,404,217**

6.01 The above balance has been arrived at as under:

Particulars	30-06-2019	30-06-2018
Opening Balance	547,404,217	1,047,404,217
Less: Re-Payment during this year	0	500,000,000
<b>Closing Balance Taka:</b>	<b>547,404,217</b>	<b>547,404,217</b>

6.02 The details of Foreign Loan are show in Annexure-A

**7.00 GOVTMENT LOAN: Tk. 1,665,626,300**

Break-up of the above amount is given below:

Particulars	30-06-2019	30-06-2018
Govt. Loan (ADP) DPP Project	1,107,284,200	1,107,284,200
Govt. Loan (ADP) Non-Develop	4,700,000	4,700,000
Accrued Interest (Including this year Tk.55,364,210)	553,642,100	498,277,890
<b>Total Taka:</b>	<b>1,665,626,300</b>	<b>1,610,262,090</b>



**8.00 DEFERRED LIABILITIES: Tk. 152,100**  
The above balance has been arrived at as under:

Particulars	30-06-2019	30-06-2018
Opening Balance	0	5,110,182
Add: Gratuity, Leave pay & Pension Provision	178,723,218	161,363,649
	<b>178,723,218</b>	<b>166,473,831</b>
Less: Payment to BCIC Pension Fund	85,945,054	87,413,444
Less: Payment to JFCL Gratuity Fund	78,933,860	65,586,782
Less: Leave Pay Payment.	13,692,204	13,473,605
	<b>178,571,118</b>	<b>166,473,831</b>
<b>Closing Balance</b> Taka:	<b>152,100</b>	<b>0</b>

**9.00 PROPERTY, PLANT & EQUIPMENT: Tk. 2,390,306,554**  
The above balance has been arrived at as under:

Particulars:	30-06-2019	30-06-2018
Opening Balance at Cost	28,671,248,709	28,642,625,982
Add: Addition during the year	37,160,984	40,972,214
	<b>28,708,409,693</b>	<b>28,683,598,197</b>
Less: Adjustment during the year	(3,403,681)	12,349,488
<b>Closing Balance at Cost:</b>	<b>28,711,813,374</b>	<b>28,671,248,709</b>
<b>Less: Accumulated Depreciation:</b>		
Opening Balance	26,031,009,596	25,581,002,681
Add: Deprecation Charge during the year	287,093,544	462,189,850
	<b>26,318,103,140</b>	<b>26,043,192,531</b>
Less: Adjustment during the year	(3,403,680)	12,182,935
<b>Closing Balance Accumulated Depreciation:</b>	<b>26,321,506,820</b>	<b>26,031,009,596</b>
<b>Written Down Value as on 30.06.2019</b>	<b>2,390,306,554</b>	<b>2,640,239,113</b>

9.02 The details of Property, Plant & Equipment are show in Annexure- B

**10.00 INVESTMENT: Tk. 18,000,000**  
Break-up of the above amount is given below:

Particulars:	30-06-2019	30-06-2018
Share of Bangladesh Commerce Bank Ltd. being ordinary Share of Tk. 100/- each.	8,000,000	8,000,000
Purchase of 100,000 No's Right share -@ Tk. 100/- each	10,000,000	10,000,000
<b>Total Taka:</b>	<b>18,000,000</b>	<b>18,000,000</b>





**11.00 LOAN TO EMPLOYEE (HOUSE BUILDING): Tk. 336,100,747**  
The above balance has been arrived at as under:

Particulars:	30-06-2019	30-06-2018
Opening Balance	301,504,418	241,196,450
<b>Add: Addition during this year:</b>		
H.B loan Disbursement	58,250,000	79,050,000
Accrued Interest	12,331,225	10,991,078
<b>Sub-Total:</b>	<b>372,085,643</b>	<b>331,237,528</b>
<b>Less: H.B Loan recovery during this year:</b>		
H.B Loan deduction	34,521,350	1,384,100
Accrued Interest	1,463,546	28,349,010
<b>Sub-Total:</b>	<b>35,984,896</b>	<b>29,733,110</b>
<b>Closing Balance</b> Taka:	<b>336,100,747</b>	<b>301,504,418</b>

**12.00 DEFERRED EXPENSES: Tk. 150,336,898**  
The above balance has been arrived at as under:

Particulars:	30-06-2019	30-06-2018
<b>Opening Balance</b>		
Short-Shutdown Expense	0	30,056,759
Catalyst Expense	174,920,628	152,472,961
Leave Pay & Gratuity	47,000,000	0
<b>Sub-Total:</b>	<b>221,920,628</b>	<b>182,529,720</b>
<b>Add: Deferred Expenses during this year:</b>		
Short-Shutdown Expense	0	96,848,159
Catalyst Expense	25,416,270	63,001,667
Leave Pay & Gratuity	0	47,000,000
<b>Sub-Total:</b>	<b>25,416,270</b>	<b>206,849,826</b>
<b>Less: Deferred Expenses adjusted during this year:</b>		
Short-Shutdown Expense	0	126,904,918
Catalyst Expense	50,000,000	40,554,000
Leave Pay & Gratuity	47,000,000	0
<b>Sub-Total:</b>	<b>97,000,000</b>	<b>167,458,918</b>
<b>Closing Balance:</b>		
Catalyst Expense	150,336,898	174,920,628
Leave Pay & Gratuity	0	47,000,000
<b>Closing Balance</b> Taka:	<b>150,336,898</b>	<b>221,920,628</b>

**13.00 RAW MATERIALS CHEMICALS & PACKING MATERIALS: Tk. 378,084,826**

13.01 Break-up of the above amount is given below:

Particulars	Note	30-06-2019	30-06-2018
Process Chemical		146,006,832	173,430,509
Poly Pellets		49,376,331	52,076,908
Catalyst		111,409,038	58,965,943
Packing Materials		13,045,175	60,624,260
Stores at Plant	13.02	26,588,444	23,516,343
Poly Profiles Bag		31,659,006	32,973,281
<b>Total Taka:</b>		<b>378,084,826</b>	<b>401,587,243</b>





13.02 Store-at-Plant: Tk. 26,588,444

Break-up of the above amount is given below:

Particulars	30-06-2019	30-06-2018
Process Chemical		
Poly Pellets	24,857,607	19,733,453
Poly Bag	265,644	2,660,147
Jute Bag	860,538	625,756
Jute Twine	97,591	315,366
Needle	12,000	54,397
Thread	144,159	44,369
Poly Profile Bag	117,286	12,988
	233,620	69,868
<b>Total Taka:</b>	<b>26,588,444</b>	<b>23,516,343</b>

14.00 SPARES ACCESSORIES & STORES: Tk. 1,373,539,482

14.01 Break-up of the above amount is given below:

Particulars	Note	30-06-2019	30-06-2018
Spares & Accessories	14.02	1,141,741,266	1,093,908,596
General Store	14.03	231,798,217	213,796,979
<b>Total Taka:</b>		<b>1,373,539,482</b>	<b>1,307,705,574</b>

14.02 Spares & Accessories: Tk. 1,141,741,266

Break-up of the above amount is given below:

Particulars	30-06-2019	30-06-2018
Railway Equipment	473,411	892,547
Motor Vehicles	7,764	7,764
Tractors Equipment	107,294	107,294
Vehicles Equipment	1,563,684	1,406,266
Tyre & Tubes	607,663	234,405
Engines Turbine & Component	44,734,812	67,564,136
Mechanical Power, Transmission	5,079,369	5,191,282
Bearing	31,660,556	31,831,878
Metal Working Machinery	2,573,327	2,304,826
Service & Trade Equipment	14,722,014	9,375,115
Materials Handling Equipment	14,855,262	11,993,737
Refrigeration & Air Condition	1,532,109	1,830,950
Fire Fighting Equipment	23,803	29,900
Pump & Compressor	527,445,598	423,385,876
Hand Blow Equipment	111,112,416	158,169,866
Valves	99,039,159	85,888,842
Maintenances & Repair Shop Equipment	154,045	154,045
Hand Tools	2,960,374	2,963,187
Measuring Tools	9,067	9,067
Communication Equipment	1,002,600	1,002,600
Electrical Equipment	13,944,671	16,513,091
Electrical Wire & Distribution	29,958,626	28,458,053



Particulars	30-06-2019	30-06-2018
Lighting Fixture & Lamp	72,705	875,258
Alarm & Signal System	12,811	43,183
Instrument & Laboratories Equipment	65,454,704	68,602,482
Furniture	670,367	680,083
Cookeries & Cutleries	7,805	7,805
Food Preparation	51,588	68,096
Office Machine	55,842	54,242
Musical Instrument	7,360	7,360
Recreational & Athletic	31,289	31,289
Clearing Equipment	21,174	29,530
Spare Accessories Received from MHI	13,799,814	14,034,469
DPP	157,988,184	160,160,073
<b>Total Taka:</b>	<b>1,141,741,266</b>	<b>1,093,908,596</b>

**14.03 General Store: Tk. 231,798,217**

Break-up of the above amount is given below:

Particulars	30-06-2019	30-06-2018
Agriculture Equipment	5,627	6,377
Rope Cable Chain & Fittings	1,640,128	1,584,364
Plumbing Heating	435,417	176,923
Water Purification & Treatment	32,589,168	32,726,576
Pipe, Tube & House Fitting	20,615,145	9,154,316
Hardware & Abrasive	100,318,388	99,973,148
Lumber, Mill Work, Pl. Wood & Ven.	886,945	1,553,723
Construction Materials	764,698	1,354,525
Medicine & Medicare	224,274	427,368
House Hold & Commercial	168,602	169,674
Office Supplies	18,012	18,012
Books, Maps & Other Publication	7,950	7,950
Brushes, Paints, Scalars	1,603,352	175,961
Container & Packing Supplies	10,000	10,000
Textile Lather	322,079	305,879
Clothing & Individual Equipment	184,916	184,836
Toiletries	8,171	8,171
Fuel, Lubricants	13,624,676	8,001,083
Non-Metallic Fabricated	9,001,887	9,812,676
Surplus Material from MHI	36,049,259	36,683,633
Metal Bar Sheet	13,262,099	11,404,359
Ores, Minerals & their PRR. PRD	57,425	57,425
<b>Total Taka:</b>	<b>231,798,217</b>	<b>213,796,979</b>





15.00 STORE-IN-TRANSIT: Tk. 499,555,772  
Break-up of the above amount is given below:

Sl. No.	CT No.	Date	Particulars	30-06-2019	30-06-2018	Remarks
1	1031	18.07.09	Induction Motor	1,455,226	1,455,226	Note-1.00
2	1406	14.02.17	Export Service for NG Booster Compressor	0	680,704	
3	1412	07.05.17	Pressure Safety Valves	0	4,611	
4	1418	08.06.17	Vanadium Pentoxide	0	11,375	
5	633(F)	12.02.17	Catalyst	21,224,219	21,989,108	Under Process
6	636(F)	08.05.17	Secondary Reforming Catalyst	0	36,840,124	
7	637(F)	08.05.17	Metalation Catalyst	0	11,333,598	
8	646(F)	23.04.18	Primary Reforming Catalyst	0	52,969	
9	1421	20.07.17	Diaphragm Type Shut off Valve	0	334,160	
10	1424	21.08.17	Waste Heat Boiler Feed Water Pump Completes Set	0	337,947	
11	1425	28.07.17	SP For Urea Reactor & Urea Stripper	0	33,713	
12	1426	11.09.17	SP For Turbine for Cooling water Circulation Pump	0	763,172	
13	1427	17.09.17	Angle Valve & Angle Check valve	0	8,091,910	
14	1430	04.10.17	Limit Switch & G.O Pilot	0	548,347	
15	1432	21.10.17	Mechanical Seal	95,935	16,945	MRR 31.08.19
16	1435	25.12.17	Pressure Switch & Temperature Switch	0	10,903	
17	1436	27.12.17	Different Type of Bearing	0	7,958	
18	1437	09.01.18	Pipe & Pipe Fitting	0	20,643	
19	1439	20.01.18	Installation, Commissioning & Test Turn of G.C	0	88,111	
20	1440	23.01.18	Different Type of Valves for Urea, Ammonia & Utility Plant	0	15,889	
21	1441	31.01.18	Machine Clearing Ball	0	10,157	
22	1443	11.02.18	Different Type of Tools & Takels	0	5,948	
23	1445	07.03.18	SP for Bag Making Machine	0	979,973	
24	1447	19.04.18	Different types of Butterfly Valve	0	20,200	
25	1448	25.04.18	Parts for High Pressure Ammonia Pump	0	88,297	
26	1449	15.05.18	Roller for Product Conveyor Belt	20,016	4,059	MRR 31.07.19
27	1450	27.05.18	Voith Adjustable Torque Converter	55,346,812	0	MRR 31.07.19
28	1452	18.07.18	Sewing Check Valve	19,068	0	MRR 31.07.19
29	1454	14.07.18	Diff. Size & Rating of Pipes	24,035	0	MRR 30.09.19
30	1459	01.10.18	Flexi Drum Cable Reels	28,644	0	MRR 31.07.19
31	1460	23.10.18	Portable Protective Relay Test Set	196,503	0	MRR 31.07.19
32	1462	30.03.19	Di - Ethanol Amine	7,281	0	Under Process
33	1463	12.02.19	S/P for Ammonia & Urea Cooling Tower	488,270	0	MRR 31.10.19
34	1467	26.02.19	Portable Oil Centrifuge Machine	37,739	0	Under Process
35	1468	29.11.18	Complete New Ammonia Converter Basket	414,756,721	0	Under Process
36	1469	21.01.19	Cooling Tower Gearbox Complete Set	260,438	0	Under Process
37	1471	21.01.19	Urea Formaldehyde 2nd Lot	589,621	0	MRR 31.07.19
38	1472	24.03.19	S/P for Level Detector	60,693	0	MRR 31.07.19
39	1473	11.02.19	Vanadium Pentoxide	1,475,369	0	MRR 31.07.19
40	1474	12.02.19	Import of Pall Ring	9,938	0	MRR 31.07.19
41	1474	12.02.19	Import of Pall Ring	18,261	0	MRR 31.01.20
41	1476	28.04.19	S/P for Temperature Gauge	7,332	0	Under Process
42	1477	06.04.19	Installation, Comm. & Test run of UV Spectrometer	0	0	Under Process





Sl. No.	CT No.	Date	Particulars	30-06-2019	30-06-2018	Remarks
43	1478	18.03.19	S/P for Startup Heater (AF-H-01)			
44	1479	13.03.19	S/P for gearbox for FDF Turbine	1,025,055	0	MRR 31.12.19
45	1480	23.03.19	S/p for Condensate Pump & Turbine for IDF	148,487	0	MRR 31.12.19
46	1481	19.03.19	Panel Instrument & Spare Parts	142,934	0	Under Process
47	1482	03.04.19	3 Phase Induction Motor 250kw	122,332	0	MRR 31.12.19
48	1483	24.03.19	20 Tons Potassium Carbonate	16,537	0	MRR 31.12.19
49	1484	01.04.19	Heavy Duty Industrial Sewing Machine	8,426	0	MRR 31.10.19
50	1486	29.04.19	S/P for Turbine of Synthesis Gas Compressor	12,105	0	Under Process
51	1487	16.04.19	S/p for Turbine for Co2 Gas Compressor	138,316	0	Under Process
52	1489	24.04.19	3 Phase Induction Motor 132kw	1,758,911	0	Under Process
53	1490	25.04.19	Supply of Shock & Vibration Switch	7,579	0	Under Process
54	1491	27.04.19	Supply of Pressure Gauge	6,674	0	MRR 31.10.19
55	1492	28.04.19	Isolation Valve & Check valve	10,859	0	MRR 31.10.19
56	1493	28.04.19	S/P for Temperature Gauge	16,056	0	Under Process
57	1494	17.04.19	S/P for Union Special Sewing Machine	7,123	0	MRR 31.01.20
				12,257	0	MRR 31.12.19
<b>Total Taka:</b>				<b>499,555,772</b>	<b>83,746,047</b>	

**Note-1.00:** CT No-1031, date 18.07.09 (Induction Motor): A case was filed with the 5th court of Joint District Judge in 2010 Case No-79/2010.

**16.00 WORK IN PROCESS: Tk. 100,783,125**

16.01 The above balance has been arrived at as under:

Particulars	30-06-2019	30-06-2018
Opening Stock of W.I.P (Ammonia)	62,436,185	39,340,400
Add: Production during this year	1,003,819,283	2,355,888,104
<b>Total Ammonia Available:</b>	<b>1,066,255,468</b>	<b>2,395,228,504</b>
Less: Sales during the year (At Cost)	5,200,398	8,553,135
<b>Ammonia Available for Production of Urea:</b>	<b>1,061,055,070</b>	<b>2,386,675,369</b>
Less: Consumption for Production of Urea	940,837,115	2,320,935,304
Less: Evaporation	22,303,348	3,386,986
<b>Closing Stock of W.I.P (Ammonia):</b>	<b>97,914,607</b>	<b>62,353,079</b>
Rate round off at Tk. 22,500 Per M.T	100,783,125	62,436,185

16.02 Details of Work in Process are given below **Annexure-C**

**17.00 FINISHED GOODS (UREA): Tk. 1,699,960**

17.01 Break-up of the above amount is given below:

Particulars	30-06-2019	30-06-2018
Finished Goods (UREA)	1,699,960	2,484,789
<b>Total Taka:</b>	<b>1,699,960</b>	<b>2,484,789</b>

17.02 Details of Finished Goods are given below **Annexure-D**





**18.00 CURRENT ACCOUNT WITH ENTERPRISES (Dr): Tk. 34,355,309**

**18.01** Break-up of the above amount is given below:

Particulars	Note	30-06-2019	30-06-2018
Running Factories	18.02	34,056,527	40,873,847
Pay Off/ Closed Factories	18.03	298,783	308,111
		<b>34,355,309</b>	<b>41,181,958</b>

**18.02 Running Factories: Tk. 34,056,527**

Break-up of the above amount is given below:

Particulars	30-06-2019	30-06-2018
Ashuganj Fertilizer Chemical Company Ltd.	0	7,833,029
Chittagong Urea Fertilizer Ltd.	25,111,449	25,355,176
KAFCO	30,000	30,000
T.S.P Complex Ltd	3,608,113	3,617,183
Chhatak Cement Co. Ltd.	1,616,516	1,576,916
Usmania Glass Sheet Factory Ltd.	38,861	38,861
Khulna Hard Board Mills Ltd.	788,104	788,104
Karnaphuli Paper Mills Ltd.	873,008	881,304
Training Institute for Chemical Industries	207,557	753,275
Shahjalal Fertilizer Company Ltd.	1,740,410	0
Ghorasal Polash Fertilizer Project	42,509	0
<b>Total Taka:</b>	<b>34,056,527</b>	<b>40,873,848</b>

**18.03 Pay Off / Closed Factories: Tk. 298,783**

Break-up of the above amount is given below:

Particulars	30-06-2019	30-06-2018
	0	9,328
Khulna Newsprint Mills Ltd.	298,783	298,783
Chittagong Chemical Complex (CCC)		
<b>Total Taka:</b>	<b>298,783</b>	<b>308,111</b>

**19.00 BCIC CURRENT ACCOUNT: Tk. 575,106,344**

Break-up of the above amount is given below:

Particulars	30-06-2019	30-06-2018
BCIC Current Account	575,106,344	135,877,435
<b>Total Taka:</b>	<b>575,106,344</b>	<b>135,877,435</b>

**20.00 LOAN TO BCIC: Tk. 99,837,939**

The above amount represents Loan to BCIC, which has been carried forward from previous year's accounts without any change during the year under audit details of which are given below:

Particulars	30-06-2019	30-06-2018
Principal Amount (16.06.1999)	70,000,000	70,000,000
Accrued Interest up to 30.06.07	29,837,939	29,837,939
<b>Total Taka:</b>	<b>99,837,939</b>	<b>99,837,939</b>







21.00 **TRADE DEBTORS: Tk. 132,690,816**  
21.01 Break-up of above amount is given below:

Particulars	Note	30-06-2019	30-06-2018
M/s. Kouk Macdonald Ltd. (1994-1995)		4,778,816	4,778,816
Bangladesh Sugar and Food Industries Corporation (BSFIC)	21.02	127,912,000	140,000,000
<b>Total Taka:</b>		<b>132,690,816</b>	<b>144,778,816</b>

21.02 **Bangladesh Sugar and Food Industries Corporation (BSFIC): Tk. 127,912,000**  
The above balance has been arrived at as under:

Particulars	30-06-2019	30-06-2018
Opening Balance	140,000,000	0
Add: Addition during the year	70,000,000	140,000,000
<b>Sub-Total:</b>	<b>210,000,000</b>	<b>140,000,000</b>
Less: Recovery during this year	82,088,000	0
<b>Closing Balance Taka:</b>	<b>127,912,000</b>	<b>140,000,000</b>

22.00 **LOAN TO ENTERPRISE: Tk. 17,303,333**  
22.01 Break-up of the above amount is given below:

Particulars	Note	30-06-2019	30-06-2018
North Bengal Paper Mills Ltd.	22.02	11,426,389	6,158,889
Ujala Match Factory Ltd.	22.03	5,876,944	5,876,944
<b>Total Taka:</b>		<b>17,303,333</b>	<b>12,035,833</b>

22.02 **North Bengal Paper Mills Ltd.: Tk. 11,426,389**  
The above balance has been arrived at as under:

Particulars	30-06-2019	30-06-2018
Principal Amount (20.02.2001)	5,000,000	5,000,000
Accrued Interest up to 30.06.2019	6,426,389	1,158,889
<b>Closing Balance Taka:</b>	<b>11,426,389</b>	<b>6,158,889</b>

22.03 **Ujala Match Factory Ltd.: 5,876,944**  
The above amount represents Ujala Match Factory Ltd., which has been carried forward from previous year's accounts without any change during the year under audit details of which are given below:

Particulars	30-06-2019	30-06-2018
Principal Amount (10.12.2001)	5,000,000	5,000,000
Accrued Interest up to 30.06.03	876,944	876,944
<b>Closing Balance Taka:</b>	<b>5,876,944</b>	<b>5,876,944</b>

23.00 **ADVANCE, DEPOSITS & PRE-PAYMENTS: Tk. 238,574,793**  
23.01 Break-up of the above amount is given below:

Particulars	Note	30-06-2019	30-06-2018
Advances	23.02	234,352,784	241,924,806
Deposit	23.03	4,222,009	4,222,009
<b>Total Taka:</b>		<b>238,574,793</b>	<b>246,146,815</b>



23.02 Advance: Tk. 234,352,784  
Break-up of the above amount is given below:

Particulars	Note	30-06-2019	30-06-2018
Advance to Suppliers	23.02(a)	25,208,443	17,709,367
Advance against Purchase	23.02(b)	95,000	282,843
Advance against Expenses	23.02(c)	1,030,022	1,211,573
Advance against Salary	23.02(d)	715,000	98,000
Advance against TA/DA of HM Saiful Islam, ACA		0	10,000
Advance against Facilities		47,986,219	46,380,264
Advance against Uniform		2,443,360	0
Advance against Wages Commission		26,800	26,800
Advance against Bhuapur Road-Jamalpur		46,208,060	46,208,060
Advance against Bhuapur Road-Tangail		98,426,224	98,426,224
Advance Salary Income Tax		20,762	(20,004)
Advance against VAT (Poly Bag)		4,612,337	5,506,225
Advance against Wages Commission		0	17,575,092
Advance against Gas Bill Recovery		7,580,557	8,116,874
Advance to Boishaki Bhata		0	393,490
<b>Total Taka:</b>		<b>234,352,784</b>	<b>241,924,806</b>

23.02(a) Advance to Suppliers: Tk. 25,208,443  
Break-up of the above amount is given below:

Particulars	30-06-2019	30-06-2018
M/s. Carew & Co.	0	9,403
M/s. Comilla Motors, Dhaka	0	68,380
M/s. District Adjutant, Ansar & VDP, Pabna	2,419	0
M/s. Eastern Tube, Dhaka	885,000	0
M/s. Flame Metal Industries, Dhaka	32,650	0
Gazi Wires Ltd.	0	204,683
M/s. Khan Jute Spares, Dhaka	0	126,000
M/s. Masum Traders, Dhaka	0	214,500
Meghna Petroleum Ltd.	1,961	307,463
M/s. Smart Tech (BD), Dhaka	34,000	47,200
Jamuna Oil Co. Ltd., Ctg.	724,145	125,781
Linde BD. Ltd., Dhaka	607,377	1,035,117
M/s. Mehar Industries	0	6,250
TSP Complex Ltd., Ctg.	18,295,862	15,564,589
M/s. Nawabgonj Traders Int. Dhaka	271,000	0
M/s. Nawabgonj Boiler, Dhaka	455,889	0
M/s. Sena Kaylan Sangstha, Ctg.	3,559,140	0
M/s. Saiful Enterprise, Dhaka	139,000	0
M/s. Barrister Tofailur Rahman, Dhaka	200,000	0
<b>Total Taka:</b>	<b>25,208,443</b>	<b>17,709,367</b>



## 23.02(b) Advance against Purchase: Tk. 95,000

Break-up of the above amount is given below:

Particulars	30-06-2019	30-06-2018
Mr. Kamrul Islam Khandoker, DM, Comm.	61,000	161,000
Mr. Md. Tafsirullah, AM, Comm.	1,500	83,640
Mr. Md. Abdul Wadud, AM, Comm.	32,500	22,203
Mr. Md. Ahsan Habib, SATO, Comm.	0	16,000
<b>Total Taka:</b>	<b>95,000</b>	<b>282,843</b>

## 23.02(c) Advance against Expenses: Tk. 1,030,022

Break-up of the above amount is given below:

Particulars	30-06-2019	30-06-2018
SK. Abdullah, GM(MTS)	23,250	0
Mr. Ziaul Hossain, ACE	17,000	0
Mr. Abdul Aziz Mia, A.C.C	0	1,600
Mr. Ashraful Islam, Principal	8,900	0
AKM. Anowarul Haque, GM (Open.)	36,000	0
Mr. Mukul Mia, DM (Admin)	23,700	15,000
Mrs. Joly Begum, DM	1,200	0
Mr. Abu Jafor Md. Saleh, A. Porf	0	384
Mr. SM Jahangir, DCC	0	4,950
Dr. Shamima Akter, DCMO	9,600	0
Mr. Jakir Hossain DM	0	1,274
Mr. Mostafa Kamal, DM.	0	100,000
Mr. Wadud Islam, AM	0	45,000
Mr. Golam Mostafa, Supdt.	22,100	0
Mr. Solaiman, ACA	6,000	0
Mr. Anowar Hossain, DM	0	15,000
Mr. Abdul Majid, Xen (E).	0	19,500
Md. Kh M Rokon-Ud-Doula, Xen	5,000	35,000
Mr. Mirza Ehtasamul Haque, Xen	9,700	21,700
Mr. Nasir Uddin, Exn	39,500	0
Mr. Shahidul Islam, Chemist	0	5,000
Mr. Najrul Islam, Chemist	0	6,500
Mr. Abdul Mannan, AE (Mech)	0	6,800
Mr. Saidur Rahman, A. C.	0	8,800
Md. Amzad Hossain, A. C. A.	0	4,250
Mr. Ziaul Hasan, Programmer	24,200	51,800
Mr. Alauddin Al Azad, AO	250	0
Mr. Dejendra Nat Roy, Chemist	35,000	50,000
Md. Saiful Islam, A.O.	10,000	0
Mr. Asraful Alom, A.E	0	3,000
Mr. Biplob Barui, SAE	0	24,200
Mr. Md. Imran, SAE	0	16,000
Mr. Nazmul Islam Bhuiyan, S.A.T.O	2,000	10,000

Particulars	30-06-2019	30-06-2018
Mr. Abrarul Alam, SAE	0	4,000
Md. Dewan Ariful Islam, O.A.	15,200	0
Mr. J. Tusher Biswas, Driver	10,222	4,465
Mr. Jahangir, Driver	2,000	1,000
Mr. Jahurul H Monu Meah, Driver	13,000	3,500
Mr. Shahadat Hossain, Driver	0	13,000
Mr. Ali Hossain, R.S	44,000	200,000
Mr. Abdul Kader, R.S	296,000	270,000
Mr. Ashaduzzaman Tara, R.S	3,000	50
Mr. Amzad Hossain S.A.T.O (urea)	0	5,260
Mr. Md. Mozammel Haque, S.A.T.O.	78,200	108,200
Mr. Samsul Alam Khan, S.A.T.O	0	1,000
MR Abdul Momin, HST	0	26,800
Mr. Fazlul Haque, H.S.T	237,000	128,540
Mr. Ashraful Islam, EXN (Elect.)	150	0
Mr. Monourul Islam, SAE	4,200	0
Mr. Najmul Haque, A. Teacher	12,300	0
Mr. Ali Raja, LDA	50	0
Mr. Farid Uddin, MLSS	16,300	0
AKM. Kabiruzzaman, SATO	25,000	0
<b>Total Taka:</b>	<b>1,030,022</b>	<b>1,211,573</b>

## 23.02(d) Advance against Salary: Tk. 715,000

Break-up of the above amount is given below:

Particulars	30-06-2019	30-06-2018
Mr. Moinul Haque, DGM (Admin)	50,000	0
Mrs. Nargis Momena, DM (Admin)	70,000	0
Mr. Nobin Chandra, A. Teacher	60,000	0
Mr. Ashok Kumer Chy. A. Teacher	60,000	0
Mr. Munirul Islam, OA	20,000	0
Mr. Morshed Uddin, OA	20,000	0
Mr. Nazrul Islam, LDA	18,000	0
Mr. Fajlur Rahman, Sr. Clark	18,000	0
Mr. Harunur Rashid, ASI	18,000	0
Mr. Shahidul Islam, HSO	16,000	0
SM Zulfiker Haider, MO	20,000	0
Mr. Shafiqul Islam, MO	20,000	0
Mr. Enamul Haque, Mo	20,000	0
Mr. Asaduzzaman, MO	20,000	0
Mr. Abdur Rashid Talukder, MO	20,000	0
Mr. Rafiqul Islam, MO	20,000	0
Mr. Mostafizur Rahman, MO	20,000	0
Mr. Dablu, Attendant	15,000	0
Mr. Mizanur Rahman, HSO	15,000	0

Particulars	30-06-2019	30-06-2018
Mr. Azizul Haque, MO	18,000	0
Mr. Abdur Bari, MO	20,000	0
Mr. Abdul Jabbar, MO	20,000	0
Mr. Mizanur Rahman, MO	20,000	0
Mr. Abdul Bari I MO	20,000	0
Mr. Mahmudul Hasan, Fire Fighter	0	20,000
Mr. Hafizur Rahman, SATO, A&F	97,000	78,000
<b>Total Taka:</b>	<b>715,000</b>	<b>98,000</b>

## 23.03 Deposit: Tk. 4,222,009

Break-up of the above amount is given below:

Particulars	30-06-2019	30-06-2018
Telephone Board	16,900	16,900
LP Gas Cylinder	12,000	12,000
BPDB, Jamalpur	1,800,000	1,800,000
Titus Gas	2,039,109	2,039,109
Linde Bangladesh Ltd.	234,000	234,000
Bank Guarantee Margin	120,000	120,000
<b>Total Taka:</b>	<b>4,222,009</b>	<b>4,222,009</b>

## 24.00 ADVANCES AGAINST INCOME TAX: Tk. 421,279,238

24.01 Break-up of the above amount is given below:

Particulars	30-06-2019	30-06-2018
Advances Against Income Tax	421,279,238	0
<b>Total Taka:</b>	<b>421,279,238</b>	<b>0</b>

24.02 Year-wise break-up of the above amount is given below:

Financial year	AIT (Bank Int.)	AIT (Imported Mat.)	Total
2011-2012	323,027	0	323,027
2013-2014	41,096	0	41,096
2014-2015	38,084	0	38,084
2015-2016	123,078,635	2,326,623	125,405,258
2016-2017	104,558,549	14,222,797	118,781,346
2017-2018	80,435,144	11,777,571	92,212,716
2018-2019	79,738,734	4,738,978	84,477,711
<b>Total Taka:</b>	<b>388,213,269</b>	<b>33,065,969</b>	<b>421,279,238</b>

Notes: Advance Income Tax (AIT) has adjusted up to the financial year 2010-11 i.e. Income tax year 2011-12 according to Notice of demand/refund under section 135(1) of the Income Tax Ordinance, 1984.



**25.00 BANK DEPOSITS (FDR): Tk. 14,684,701,894**

Break-up of the above amount is given below:

Particulars	30-06-2019	30-06-2018
<b>Nationalized Bank:</b>		
Sonali Bank Ltd.	0	500,000,000
Rupali Bank Ltd.	1,830,000,000	1,680,000,000
Agrani Bank	5,690,000,000	6,490,000,000
Janata Bank Ltd.	1,030,000,000	1,220,000,000
Basic Bank Ltd.	3,923,225,000	4,518,750,000
Bangladesh Krishi Bank	270,000,000	40,000,000
Rajshahi Krishi Unnayan Bank	1,290,000,000	680,000,000
NCC Bank Ltd.	0	300,000,000
Islami Bank Bangladesh Ltd.	20,000,000	0
	<b>14,053,225,000</b>	<b>15,428,750,000</b>
Accrued Interest	631,476,894	528,275,354
<b>Total Taka:</b>	<b>14,684,701,894</b>	<b>15,957,025,354</b>

**26.00 CASH AND CASH EQUIVALENTS: Tk. 234,916,872**

26.01 Break-up of the above amount is given below:

Particulars	Note	30-06-2019	30-06-2018
Cash in Hand	26.02	26,282	3,544
Cash at Bank	26.03	234,837,810	205,839,078
Imprest	26.04	52,780	31,913
<b>Total Taka:</b>		<b>234,916,872</b>	<b>205,874,535</b>

**26.02 Cash in Hand: Tk. 26,282**

The management through the balance confirmation certificate has confirmed the above balance as on 30 June 2019

**26.03 Cash at Bank: Tk. 234,837,810**

Break-up of the above amount is given below:

Particulars	30-06-2019	30-06-2018
<b>Janata Bank Ltd.:</b>		
JSK Branch, Tarakandi, Jamalpur, SND-01 / 685	20,517,963	21,247,461
JSK Branch, Tarakandi, (JFCL School-7195 / 3217	5,353	5,197
JSK Branch, Tarakandi, (JFCL School-16287 / 7294	60,736	67,538
JSK Branch, Tarakandi, (JFCL School-7971 / 6291	5,308	5,153
<b>Agrani Bank Ltd.:</b>		
JSK Branch, Tarakandi, Jamalpur, STD-1 / 145	60,284,211	72,834,073
Dinajpur Branch, STD-637 (12)	9,924	9,924
Sarishabari Branch (JFCL School-4161) /4955751	3,725	55,775
Tangail Branch, STD-8189 (552)	10,000	10,000
Saptapodi Market Bogra Branch-2133	6,106,523	7,404,100
<b>Sonali Bank Ltd.:</b>		

Particulars	30-06-2019	30-06-2018
JSK Branch Tarakandi, Jamalpur, STD-01	22,681,792	18,402,638
Custom House Br., Dhaka, STD-036	6,137	5,947
Custom House Br., Chittagong-306	18,372,270	30,160,461
<b>Rupali Bank Ltd.:</b>		
JSK Branch, Tarakandi, Jamalpur, STD-01	23,307,830	11,727,683
<b>Islami Bank BD Ltd.:</b>		
Tarakandi Branch, Jamalpur, SND-01	76,578,524	29,595,035
Jamalpur Branch, Jamalpur, SND-02	1,858,141	2,743,679
Tarakandi Br., (JF School & College) MIDRA-49205	422,686	400,000
Tarakandi Branch, Jamalpur JFCL, Scout-89507	102,609	100,244
Bangladesh Krishi Bank, Tarakandi Br., SND-01	4,504,079	11,064,170
<b>Total Taka:</b>	<b>234,837,810</b>	<b>205,839,078</b>

**26.04 Imprest: Tk. 52,780**

Break-up of the above amount is given below:

Particulars	30-06-2019	30-06-2018
Imprest with Franking Machine	30,780	4,913
Imprest with Buffer Godown (Mr. Mukul Miah, DM)	5,000	5,000
Imprest with Conference (Mrs. Hamida Khatun, AC)	6,000	6,000
Imprest with Buffer Godown of Mr. Md. Iqbal Amin Ratan, DM	5,000	5,000
Imprest with Buffer Godown of Mr. Mostafa Kamal, DM	5,000	5,000
Imprest with Buffer Godown of Mr. A. K. Azad, SATO	0	5,000
Imprest with Mr. Ashraful Islam (Principal, College)	1,000	1,000
<b>Total Taka:</b>	<b>52,780</b>	<b>31,913</b>

**27.00 CREDITORS FOR GOODS SUPPLY: Tk. 23,008,851**

27.01 Break-up of the above amount is given below:

Particulars	Note	30-06-2019	30-06-2018
Creditors for Goods Suppliers (Outside Parties)	27.02	13,265,157	13,095,887
Import Clearing	27.03	9,743,694	3,692,838
<b>Total Taka:</b>		<b>23,008,851</b>	<b>16,788,725</b>

**27.02 Creditors for Goods (Outside Parties): Tk. 13,265,157**

Break-up of the above amount is given below:

Particulars	30-06-2019	30-06-2018
Bashir Eng. Works Ltd.	0	253,575
Gazi Wires Ltd.	0	204,683
J R Rubber Industries Ltd.	45,735	273,735
M/s. Jonaki Traders	0	19,720
M/s. K O Trading Corp.	0	767,040
Meghna Petroleum Ltd	1,961	307,463
M/s. M N Eng. Dhaka	170,684	235,725
M/s. Rahim Afroz Dist.	0	411,705



Particulars	30-06-2019	30-06-2018
M/s. Sathi Scientific Stores	0	426,839
TSP Complex Ltd.	13,046,777	10,195,402
<b>Total Taka:</b>	<b>13,265,157</b>	<b>13,095,887</b>

**27.03 Import Clearing A/C: Tk. 9,743,694**

Break-up of the above amount is given below:

Sl. No.	CT No.	Date	Material Name	30-06-2019	30-06-2018
1	608	10.08.15	Secondary Reforming Catalyst	0	383,217
2	628	26.06.16	Polythene Pellets	1,368,602	1,368,602
3	636(F)	08.05.17	Secondary Reforming Catalyst	82,191	0
4	637(F)	08.05.17	Metallation Catalyst	35,600	0
5	646(F)	23.04.18	Primary Reforming Catalyst	271,080	0
6	1217	26.06.13	Ammonia Pre-Heater	0	148,229
7	1226	28.07.13	S/P for Boiler Feed water Pump	0	515,812
8	1306	23.08.14	Different. Type of Bearings	1,168,819	1,905,573
9	1307	14.09.14	Air Blower	0	136,928
10	1308	14.09.14	Reclaimed Power & Control Cable	0	114,265
11	1321	31.12.14	Install & Commissioning Potable water Closing	0	33,280
12	1323	27.01.15	Control Cable for Product Conveyor Belt	0	53,757
13	1326	04.11.15	Diaphragm Seal Pressure Gauge	0	208,093
14	1330	07.03.15	Encased Over Running Clutch	0	32,044
15	1331	08.03.15	Mechanical Seal	0	60,088
16	1334	04.04.15	Accessories for Swing Machine	0	149,705
17	1335	07.04.15	Air Pre-Heater	0	(374,037)
18	1336	04.04.15	Diaphragm & Check Valve for Utility Plants	0	12,507
19	1342	09.06.15	Diff. Type of Bearings	0	53,903
20	1343	09.06.15	Weak Catayon & Anayon Resin	0	337,691
21	1346	27.06.15	S/P for Roll Crusher	0	64,610
22	1347	29.06.15	S/P for IDF Turbine	0	10,353
23	1348	30.06.15	S/P for FDF Turbine	0	69,218
24	1349	06.07.15	S/P for Controller & Reducer	0	452,149
25	1351	08.07.15	3 Phase squirrel Case Induction Motor	0	427,987
26	1353	27.07.15	S/P for Expansion Turbine	0	177,425
27	1355	02.08.15	Lub Oil Filter / Cartridge	0	333,724
28	1356	06.09.15	Complete Unit Flow meter	0	16,522
29	1357	16.09.15	Aluminum Sheet	1,128,301	128,301
30	1358	07.10.15	Difference. Type of Gasket	0	23,289
31	1359	07.11.15	Strem Trap, Air Trap & Y Type Strainer	0	11,607
32	1360	18.11.15	Gear Reducer with Adapter & Motor	0	29,729
33	1361	21.11.15	Illuminated 70mm & S/P	66,556	66,556
34	1362	22.11.15	Digital Conductivity Meter	0	24,134
35	1364	01.12.15	Coagulant Aid	0	34,815
36	1365	23.12.15	Duracell Filter for Process Air Compressor	0	162,438
37	1366	25.01.16	Cooling Water Treatment Chemicals	0	237,282
38	1368	12.03.16	Insulating Fire Bricks	0	77,916
39	1370	17.04.16	S/P for Forced Draft Fan	0	728,650





Sl. No.	CT No.	Date	Material Name	30-06-2019	30-06-2018
40	1372	09.05.16	Diaphragm Seal Pressure Guage	0	113,129
41	1373	09.05.16	S/P for Swing Machine	42,790	44,630
42	1374	15.05.16	Deference Type of Gasket	14,184	87,475
43	1376	02.06.16	Potassium Nitrate	106,309	26,834
44	1377	06.06.16	Gear Motor for Driving Conveyer Belt	0	14,174
45	1378	07.06.16	Swing Machine	32,110	32,110
46	1379	16.06.16	S/P for Scarping Reclaimed	0	31,947
47	1383	09.08.16	Diaphram Valve	18,781	18,781
48	1384	18.08.16	Deference Type of Hand Tools	3,764	7,209
49	1385	18.08.16	Hydrozink Hydrade	25,814	18,364
50	1386	24.08.16	Double Door Check Valve	252,884	282,200
51	1387	10.09.16	S/P for Ammonia Cooling Tower Fan	(108,075)	(69,114)
52	1388	10.09.16	S/P Induced Draft Fan	75,311	75,311
53	1390	27.09.16	Supply of Governor	501,032	501,032
54	1394	01.11.16	DEA	7,749	7,749
55	1395	04.12.16	Lub Oil & Seal Oil	(256,551)	(256,551)
56	1396	04.12.16	S/P for Dosing / Injection Pump	0	(50,973)
57	1397	08.12.16	Turbine for Lube oil & Seal oil	(327,593)	(295,672)
58	1398	14.02.16	SP for Boiler feed Water Pump	784,546	(43,291)
59	1399	15.12.16	Coagulant Aid	8,637	122,620
60	1400	15.12.16	SP for High Pressure Ammonia Pump	(371,827)	(368,377)
61	1401	02.01.17	DC Air Welding Machine	(4,475)	0
62	1402	26.12.16	Cooling Water Treatment Chemicals	232,881	(1,025)
63	1403	28.12.16	S/P of dosing Injection Pump	0	152,249
64	1404	31.12.16	UV-Visible Spectrophotometer with S/P	(27,096)	(27,096)
65	1405	14.02.17	Over Running Clutch for 10fan Turbine	148,993	148,993
66	1408	28.02.17	Different Type of Butterfly Valve	193,259	193,259
67	1409	13.03.17	SP for 400volt Motor Control	(71,185)	(71,185)
68	1410	10.04.17	Dry Type Filter	(104,937)	(95,989)
69	1413	07.05.17	Non-Rerun Leave off Valve & Its Spares	14,496	17,946
70	1414	07.05.17	Molecular Sieve 5a	(52,596)	(59,455)
71	1415	18.05.17	SP Clutches & Shaft Coupling	6,018	6,018
72	1416	22.05.17	SP for Vibrating Screen	755,004	758,454
73	1417	29.05.17	SP of Refectory Castable Motor	(126,332)	(122,882)
74	1419	17.07.18	Different Type of Pressure Tube	34,466	56,394
75	1420	17.07.17	Lub oil Cartridge Elements	282,453	286,424
76	1422	17.08.17	SP for Piker Scale	(558,990)	(551,482)
77	1423	08.08.17	Temperature Guage with switch	59,904	60,849
78	1424	21.08.17	Waste Water Feed Water Pump	(274,872)	0
79	1426	11.09.17	Cooling Water Circulation Pump	1,195,825	0
80	1427	17.09.17	Angle Valve	465,054	(5,224)
81	1428	21.09.17	Deferent Type of Elec. Deferential Pressure Transmitter	43,270	55,722
82	1429	30.09.17	Urea Formaldehyde	120,986	327,723
83	1430	04.10.17	Limit Switch & G.O Pilot	99,366	(1,024,629)
84	1431	09.10.17	Tube	(268,258)	(264,808)
85	1432	21.10.17	Mechanical Seal	(1,000,093)	0
86	1433	30.10.17	SP for Buffer Hopper	50,663	60,456



Sl. No.	CT No.	Date	Material Name	30-06-2019	30-06-2018
87	1434	13.12.17	Potassium Carbonate	480,870	(1,910,263)
88	1435	25.12.17	Pressure Switch & Temperature	36,571	0
89	1436	27.12.17	Diff. Type of Bearings	(34,032)	0
90	1437	09.01.18	Pipe and Pipe Fittings	339,117	0
91	1438	15.01.18	Resin	11,469	(14,609)
92	1439	20.01.18	Gas Chromatograph	60,306	(2,864,268)
93	1440	23.01.18	Difference Type of Valve for Ammonia	96,712	0
94	1441	31.01.18	Mesh Clearing Ball	35,275	0
95	1442	08.02.18	Colling water Treatment Chemicals	199,431	97,489
96	1443	11.02.18	Diff. Type of Tools & Tackles	(2,675)	0
97	1444	26.02.18	Different Types of Gasket	(22,682)	(7,831)
98	1445	07.03.18	SP for Bag Machine	104,227	(15,228)
99	1446	21.03.18	Coagulant Aid	7,313	(9,115)
100	1447	19.04.18	Diff. Type of Butter Fly Valve	414,031	0
101	1448	25.04.18	S/P for high Pressure Ammonia Pump	134,126	0
102	1449	15.05.18	Roller for Product Conveyor	(165,629)	0
103	1450	27.05.18	Voith Adjustable Torque Converter	(729,596)	0
104	1451	01.06.18	Diff. Type of Fitting and Flame	47,415	0
105	1452	18.07.18	Sewing Check Valve	(311,316)	0
106	1453	02.07.18	Diff. Type Bolt, Nut & Washer	88,686	0
107	1455	08.08.18	Ammonia Gas Cylinder Valve	(50,792)	0
108	1456	24.09.18	S/P for HB-C-01 Conveyor Belt	97,791	0
109	1457	16.09.18	S/P for Gas Compressor	125,627	0
110	1458	24.09.18	High Temperature Sealing Compound	26,994	0
111	1459	01.10.18	Flexi drum Cable Reels	(1,181,764)	0
112	1460	23.10.18	Portable Protective Relay Test Set	(9,088)	0
113	1461	21.10.18	2000 kg Potassium Nitrate	28,650	0
114	1464	05.12.18	Field Type Pressure Indicating Controller	36,567	0
115	1465	08.12.18	Thermos Indicating Paint	71,414	0
116	1466	19.12.18	Primary Arm Chain for Scarping Reclaimed	98,107	0
117	1470	21.01.19	S/P for Ammonia Reliquefaction Compressor	(52,101)	0
118	1471 (1st)	27.01.19	Urea Formaldehyde	23,570,633	0
119	1471(2)	27.01.19	Urea Formaldehyde	(12,338,105)	0
120	1472	24.03.19	S/P for Level Detector	(1,508,195)	0
121	1473	11.02.19	Vanadium Pentoxide	(5,449,712)	0
122	1474	12.02.19	Pall Ring	(650,537)	0
123	1488	24.04.19	S/P for Metrohm Carl Fischer Tractor with Printer	(6,231)	0
<b>Total Taka:</b>				<b>9,743,694</b>	<b>3,692,838</b>

**28.00 CREDITOR FOR EXPENSES: Tk. 64,509,474**

Break-up of the above amount is given below:

Particulars	30-06-2019	30-06-2018
Provision for Electricity Bill	782,147	88,202
Provision for Titas Gas Bill (Factory)	4,127,374	7,132,746



Particulars	30-06-2019	30-06-2018
Audit Fees	130,000	200,000
Insurance	0	(11,206,091)
TICI Levy	21,123,447	6,123,447
Marking Fee (BSTI)	1,725,230	1,725,230
Others Expenses	14,315,614	10,448,348
PF Contribution	11,066,765	0
Incentive Bonus	0	49,795,002
Outstanding OT	0	8,911,053
Outstanding FC	0	829,800
Provision against Write off for Chemical Finished Goods	104,059.00	104,059
Provision against Write off for Fuel	0	2,299,148
Salaries & Wages Clearing A/C	147,887.00	147,887
	10,986,951	0
<b>Total Taka:</b>	<b>64,509,474</b>	<b>76,598,831</b>

**29.00 CREDITOR FOR OTHER FINANCE: Tk. 603,222,394**

Break-up of the above amount is given below:

Particulars	30-06-2019	30-06-2018
Deduction/ with Holding	45,614,554	41,079,853
Advance Received against Urea Sales	1,189,963	2,438,263
Advance Received against Ammonia Sales	127,452	194,405
Other Account Payable	443,374	443,374
Security Money	257,850,489	266,132,947
Earnest Money	50,396	83,840
Sales Value Payable to Other Fertilizer Factory	297,946,166	38,341,787
<b>Total Taka:</b>	<b>603,222,394</b>	<b>348,714,470</b>

**30.00 CURRENT ACCOUNT WITH ENTERPRISE (CR.): Tk. 2,789,975**

30.01 Break-up of the above amount is given below:

Particulars	Note	30-06-2019	30-06-2018
Running Factories	30.02	2,222,293	9,782,960
Pay Off / Closed Factories	30.03	567,682	75,414
<b>Total Taka:</b>		<b>2,789,975</b>	<b>9,858,374</b>

**30.02 Running Factories: Tk. 2,222,293**

Break-up of the above amount is given below:

Particulars	30-06-2019	30-06-2018
Ashuganj Fertilizer & Chemical Company Ltd	833,038	0
Polash Urea Fertilizer Factory Ltd.	357,071	5,551,594
Urea Fertilizer Factory Ltd.	848,485	3,597,802
Shahjalal Fertilizer Company Ltd. (SFCL)	0	450,261
Bangladesh Insulator and Sanitary Ware Factory Ltd. (BISFL)	21,471	21,471
DAP Fertilizer Co. Ltd	162,229	161,831
<b>Total Taka:</b>	<b>2,222,293</b>	<b>9,782,960</b>



**30.03 Pay Off / Closed Factories: Tk. 567,682**

Break-up of the above amount is given below:

Particulars	30-06-2019	30-06-2018
North Bengal Paper Mills Ltd. (NBPM)	522,647	61,264
Dhaka Leather Company Ltd. (DLC)	14,150	14,150
Khulna Newsprint Mills Ltd.	30,885	0
<b>Total Taka:</b>	<b>567,682</b>	<b>75,414</b>

**31.00 PROVISION FOR W.P.P.F: Tk. 23,625,167**

The above balance has been arrived at as under:

Particulars	30-06-2019	30-06-2018
Opening Balance	111,160,588	140,605,611
Add: On Net Profit 5% (105*5)	0	96,668,974
Add: Recovery	0	50,000
	<b>111,160,588</b>	<b>237,324,585</b>
Less: WPPF Payment during this year	87,535,421	126,163,997
<b>Closing Balance Taka:</b>	<b>23,625,167</b>	<b>111,160,588</b>

**32.00 PROVISION FOR INCOME TAX: Tk. 4,668,223,071**

The above balance has been arrived at as under:

Particulars	30-06-2019	30-06-2018
Opening Balance	4,772,703,320	5,036,324,085
Add: Provision for Income Tax (Turnover) for the year	12,035,673	676,682,818
Add: Adjustment during this year	336,801,527	0
	<b>5,121,540,520</b>	<b>5,713,006,903</b>
Less: Tax Payment during this year	453,317,449	848,090,867
Less: Adjustment during this year	0	92,212,716
<b>Closing Balance Taka:</b>	<b>4,668,223,071</b>	<b>4,772,703,320</b>

**Notes:** Advance Income Tax (AIT) has reversed up to the financial year 2010-11 to 2017-18 that previously was adjusted with the provisional income tax, Details has shown in Note-24.02

**33.00 LOCAL SALES: Tk. 1,074,340,203**

33.01 Break-up of the above amount is given below:

Particulars	Note	2018-2019	2017-2018
Sales of Urea	33.02	1,066,577,050	4,927,033,700
Sales of Ammonia	33.02	7,763,153	21,013,377
<b>Total Taka:</b>		<b>1,074,340,203</b>	<b>4,948,047,077</b>

**33.02 Details of Local Sales: Tk. 1,074,340,203**

Break-up of the above amount is given below:

Particulars	2018-2019			2017-2018		
	Qty. (MT)	Rate	Taka	Qty. (MT)	Rate	Taka
Factory	65,768.20	14,000	920,754,800	337,258.05	14,000	4,721,612,700
Partex Plywood	1,076.95	41,000	44,154,950	2,269.00	41,000	93,029,000



Particulars	2018-2019			2017-2018		
	Qty. (MT)	Rate	Taka	Qty. (MT)	Rate	Taka
BSFIC	5,500.00	14,000	77,000,000	6,235.00	14,000	87,290,000
BADC	1,632.95	14,000	22,861,300	1,656.00	14,000	23,184,000
BAU	35.00	14,000	490,000	35.00	14,000	490,000
BFIDC	94.00	14,000	1,316,000	102.00	14,000	1,428,000
<b>Total Sales of Urea:</b>	<b>74,107.10</b>		<b>1,066,577,050</b>	<b>347,555.05</b>		<b>4,927,033,700</b>
Total Sales of Ammonia	237.90	32,632	7,763,153	643.95	32,632	21,013,377
<b>Total Taka:</b>			<b>1,074,340,203</b>			<b>4,948,047,077</b>

**34.00 RAW MATERIALS CONSUMED Tk. 313,686,492**

Break-up of the above amount is given below:

Particulars	2018-2019	2017-2018
Natural Gas for Process	160,212,518	438,382,638
Natural Gas for Fuel	153,473,974	358,676,704
<b>Total Taka:</b>	<b>313,686,492</b>	<b>797,059,342</b>

**35.00 CHEMICAL CONSUMED Tk. 84,979,708**

Break-up of the above amount is given below:

Particulars	2018-2019	2017-2018
Sodium Phosphate	6,720	83,545
Potassium Carbonate	2,663,429	1,377,055
Die-Ethical Amine	446,347	396,770
Vanadium Pentoxide	484,000	552,287
Anti-Foam Agent	61,897	99,293
Potassium Nitrate	0	907,412
Hydrazine	78,867	251,901
Sulphuric Acid	8,519,274	17,057,654
Caustic Soda	9,514,995	17,137,898
Coagulant	202,607	537,524
Liquid Chlorine	787,736	1,235,109
Kurizet S-204	1,778,323	3,115,012
Kurizet T-225	1,321,610	3,069,820
Polycrine A-496	161,941	457,264
Urea formaldehyde	52,001,192	206,508,511
Alum	3,805,579	3,922,513
Resin	2,110,216	672,089
Bulab-7194	645,891	1,596,927
Bulab-3847	71,186	250,908
Others	317,898	1,052,043
<b>Total Taka:</b>	<b>84,979,708</b>	<b>260,281,535</b>

**36.00 PACKING MATERIAL CONSUMED: Tk. 58,801,985**

Break-up of the above amount is given below:

Particulars	2018-2019	2017-2018
Hessian Bag	26,423,028	59,809,215

Particulars	2018 2019	2017 2018
WPP Bag	25,163,452	130,006,666
Polyethene Bag	5,455,871	10,547,264
Thread	299,202	1,558,469
Jute Twine	196,728	1,057,372
VAT on Polyethene Bag	893,888	1,707,534
Needles	25,890	103,016
Other Packing Materials	343,926	0
<b>Total Taka:</b>	<b>58,801,985</b>	<b>204,789,536</b>

37.00 **OTHER FACTORY OVERHEAD: Tk. 272,555,743**

Break-up of the above amount is given below:

Particulars	2018-2019	2017-2018
Medical Expenses	996,200	716,804
Printing & Stationery	513,618	511,978
Canteen Subsidy	270,279	1,026,521
Uniform & Liveries	5,472,519	5,282,700
Honorarium & Reward	1,899,313	644,055
Watch & Ward	14,566,765	15,000,144
Scholarship & Grants	598,684	870,024
Picnic Expenses	1,432,200	1,188,000
Natural Gas (Domestic)	1,243,185	871,921
Stationery & Official Supply	24,451	146,149
Laboratory Supplies	342,028	0
Fire & Safety Expenses	3,310	21,895
Repair. & Maintenance (Civil)/Plant	6,150,139	3,818,417
Repair. & Maintenance (Electricity)/Plant	10,077,141	5,081,009
Repair & Maintenance (Furniture)	68,300	24,000
Telephone, Fax & Telex	222,677	95,497
Equipment Hire Charge	11,281	1,206
Licenses Renewal	68,700	266,405
Handling & Carrying	91,787	406,171
Marking Fee (BSTI)	1,725,230	1,725,230
TA/DA Expenses (Local)	1,178,738	1,450,946
Gratuity & Leave Pay	76,785,715	100,686,538
Ceremonial Expenses	1,358,850	2,074,000
Training Expenses (Local)	772,217	1,087,599
Conference & Meeting	281,327	0
Cleaning & Sweeping	999,359	999,648
Contractor Labour Bill	35,352,995	20,839,918
Entertainment	990,926	548,108
Catalyst	50,000,000	40,554,000
Vehicle Running & Maintenance	4,277,755	4,887,167
Rent, Rate & Taxes	2,616,252	2,616,252
Store Consumed	2,720	0

Particulars	2018-2019	2017-2018
Physically Inventory Expenses	251,400	224,400
Jetty Protection Expenses	0	1,253,358
Advertisement Expenses	1,204,500	1,925,630
Pension	50,705,182	0
<b>Total Taka:</b>	<b>272,555,743</b>	<b>216,845,690</b>

**38.00 ADMINISTRATIVE OVERHEAD: Tk. 223,988,798**

Break-up of the above amount is given below:

Particulars	2018-2019	2017-2018
Medical Expenses	865,843	642,416
Audit Fees	55,000	30,190
Canteen Subsidy	188,085	1,267,881
School Running Expenses	1,487,508	1,015,641
Mosque Expenses	131,905	178,485
P.F. Contribution	20,465,677	22,721,838
Club Expenses (Officer)	103,472	114,725
Club Expenses (Employee)	91,650	403,817
Club Expenses (Ladies)	12,000	30,000
Education & Training	6,137	0
Uniforms & Liveries	1,368,105	1,563,516
Prize, Award & Honr'm	1,393,482	2,001,876
Watch & Ward Expenses	9,781,404	9,978,323
Scholarship & Grants	140,020	304,062
Leave Pay & Gratuity	37,984,127	60,677,111
Picnic Expenses	407,000	512,800
Death, Workmen Comp.	1,730,880	5,356,474
Printing & Stationery	2,330,327	2,571,152
Union Tax	100,000	100,000
Sweeping & Cleaning	998,188	999,859
TA/DA. (Local)	2,294,839	2,303,831
Vehicles Running Expenses	2,876,678	3,196,395
Office Supply	170,346	178,575
Telex, Cables & Telegram	844,720	12,985
Telephone Expenses	33,215	17,662
Postage & Telegram	25,393	27,387
Environmental Expenses	143,750	159,270
Transport/Boat Hire Charge	925,185	1,539,950
Board Meeting Fees	1,444,278	1,425,818
Training Expenses (Local)	955,114	131,435
Entertainment Expenses	999,601	741,132
Guest House Expenses	1,496,926	1,033,510
Newspaper & Periodicals	202,700	183,425
Advertisement	3,458,816	4,400,429
Gardening Expenses	22,810	56,259



Particulars	2018-2019	2017-2018
Insurance General	1,249	0
Sundry Expenses	59,572	7,420
TICI Levy	45,000,000	42,597,000
Corporate Member Ship Fees	20,867	0
Cultural / Ceremonial Activities	2,164,449	1,730,017
Consultancy Fee	31,100	16,500
Legal & Professional Fees	640,031	338,462
Contractor Labor Bill	27,603,236	19,429,823
Land Revenue	554,484	554,484
Depreciation	12,201,476	19,643,069
License & Renewal Fee	8,050	25,595
Repair. & Maintenance (General)	858,523	59,658
Repair. & Maintenance (Housing)	3,981,992	3,185,645
Laundry Expenses	88,716	97,525
Pension	35,239,872	0
<b>Total Taka:</b>	<b>223,988,798</b>	<b>213,563,427</b>

**39.00 SELLING & DISTRIBUTION O/H: Tk. 25,804,350**

Break-up of the above amount is given below:

Particulars	2018-2019	2017-2018
Advertisement Expenses	932,420	966,370
Depreciation	5,741,871	9,243,797
Handling & Carrying	64,500	432,929
Loading & Unloading Expenses	2,317,351	7,849,858
Printing & Stationery	180,544	457,191
Vehicle Running & Maintenance	629,589	813,235
Sales Promotion/Ad. Expenses	0	6,000
Contractor Labor	5,857,094	4,769,448
TA/DA Expenses	576,186	365,029
Uniform & Liveries	760,136	540,200
Entertainment Expenses	51,255	3,770
Telephone Expenses	25,399	7,556
Medical Expenses	110,000	146,681
Ceremonial Expenses	356,400	338,600
Repair. & Maintenance (Railway)	2,058,600	1,363,798
Picnic Expenses	231,000	200,000
Scholarship & Grants	106,034	154,000
Games & Sports Expenses	0	48,015
Zonal Office Bogura Expenses	858,959	0
Tangail Buffer Expenses	442,977	0
Kurigram Buffer Expenses	4,333,010	0
Rangpur Buffer Expenses	4,337,612	0
Dinajpur Buffer Expenses	4,151,615	0
Bogura Buffer Expenses	4,652,717	0







Particulars	2018-2019	2017-2018
Baghabari Buffer Expenses	4,440,946	0
NBPM Buffer Expenses	1,964,046	0
Mohini Mills Buffer Expenses	2,571,982	0
Less: Recovery of Trade Gap for Buffer Expenses	(21,947,891)	0
<b>Total Taka:</b>	<b>25,804,350</b>	<b>27,706,477</b>

**40.00 OTHER INCOME: Tk. 931,605,322**

Break-up of the above amount is given below:

Particulars	2018-2019	2017-2018
Interest on STD	11,937,511	11,047,578
Interest on FDR	893,010,554	788,835,247
Interest on H/B Loan	12,331,225	10,991,078
House rent Recovery	1,202,551	530,137
Electricity Charge Recovery	415,256	434,089
Gas Charge Recovery	88,080	133,612
Transport Charge Recovery	53,971	18,271
Sale of Tender Documents	588,500	759,700
Enlistment Fee	1,994,500	7,074,600
Sundry Receipts	69,483	38,530
Penalty Money	49,126	46,329
Sales of Scrap	3,146	1,401,298
Bank, Market Complex Rent	428,858	964,814
Sale of Empty Drum	3,237,704	3,216,910
Pathology Charge	48,355	43,653
Fan/Furniture Charges	59,055	39,917
Gas Burner Charge	128,288	69,029
Handling Charges	264,376	747,284
School Dues Recovery	1,571,986	1,851,242
Profit on Disposal of Fixed Assets	2,150,000	2,163,812
Fine & Compensation	336,238	3,206,374
Forfeiture	1,563,636	1,052,952
Gain for Guest House	24,155	42,745
Profit on Disposal of Store Materials	48,767	160,435
Profit on Disposal of Vehicle	0	132,063
<b>Total Taka:</b>	<b>931,605,322</b>	<b>829,951,699</b>

**40.00 INTEREST & FINANCIAL EXPENSES: Tk. 61,045,553**

Break-up of the above amount is given below:

Particulars	2018-2019	2017-2018
Interest on ADP Loan	55,364,210	55,364,210
Bank Charges	14,893	21,223
Excise Duty	5,666,450	6,144,800
<b>Total Taka:</b>	<b>61,045,553</b>	<b>61,530,233</b>





**Toha Khan Zaman & Co.**  
Chartered Accountants

Habib Sarwar Bhuiyan & Co.  
Chartered Accountants

**2.00 PRIOR YEAR ADJUSTMENT: Tk. Nil**

Break-up of the above amount is given below:

Particulars	2018-2019	2017-2018
In pursuance of BCIC Board SARAk no 1749 DT.03.12.2018 & BCIC DN no CAJV-50 Dt.30.06.18, Differential sales value of urea of AFCCL (2007-08) has been reversed.	0	6,774,000
<b>Total Taka:</b>	<b>0</b>	<b>6,774,000</b>

JAMUNA FERTILIZER COMPANY LIMITED  
TARAKANDI, JAMALPUR  
SCHEDULE OF FOREIGN LOAN  
FOR THE YEAR ENDED 30 JUNE 2019

Annexure-A

YEAN 1.00= TK. 0.7675

Particulars	Principal (Taka)			Interest (Taka)		Remarks
	F.C Yen	Local Currency	Fluctuation (Tk.)	Interest on Foreign Loan	Total L.C (Tk.)	
Balance as on 01.07.2018	358,553,416	0	(265,228,336)	812,632,553	547,404,217	
Balance as on 30.06.2019	358,553,416	0	(265,228,336)	812,632,553	547,404,217	

**Note:** During the financial year 2018-2019, Interest and Fluctuation (Exchange gain/loss) have not been calculated on foreign loan (DSL) since as per management record there is no outstanding Principal & Fluctuation amount and instead amount is receivable. As such, Reconciliation of the DSL balance amount with Ministry of Finance is under process.

JAMUNA FERTILIZER COMPANY LIMITED  
TARAKANDI, JAMALPURSCHEDULE OF PROPERTY, PLANT & EQUIPMENT (AT COST LESS DEPRECIATION)  
FOR THE YEAR ENDED 30 JUNE 2019

Particulars	COST				DEPRECIATION			Written Down Value, as on 30.06.2019
	Balance as on 01.07.2018	Addition for the year	Adjust. for the year	Balance as on 30.06.2019	Charge for the year	Adjust. for the year	Balance as on 30.06.2019	
Land & Land Development	375,211,132	0	0	375,211,132	0	0	0	375,211,132
Building	1,932,294,540	0	0	1,932,294,540	19,008,651	0	1,645,990,399	286,304,141
Other Construction	537,434,426	0	0	537,434,426	776,259	0	535,944,093	1,490,334
Plant & Machinery	25,170,916,087	2,526,409	0	25,173,442,496	249,341,471	0	23,493,574,620	1,679,867,877
Motor Vehicles	125,960,393	4,095,000	(5,553,681)	135,609,074	125,960,365	(5,553,680)	131,911,204	3,697,870
Furniture & Fixtures	54,295,741	199,237	0	54,494,978	52,615,577	0	53,135,244	1,359,735
Office Equipment	56,625,243	143,940	0	56,769,183	552,777	0	55,972,293	796,890
Factory Apparatus & Loose Tools	329,054,826	24,566,667	0	353,621,493	11,315,546	0	316,847,608	36,773,885
Sundry Assets	89,456,320	5,629,731	2,150,000	92,936,051	4,982,014	2,150,000	88,131,360	4,804,691
<b>Total Taka:</b>	<b>28,671,248,709</b>	<b>37,160,984</b>	<b>(3,403,681)</b>	<b>28,711,813,374</b>	<b>287,093,544</b>	<b>(3,403,680)</b>	<b>26,321,506,820</b>	<b>2,390,306,554</b>

Allocation of Depreciation		Allocation %	2018-2019	2017-2018
Factory Overhead		93.75%	269,150,197	433,302,985
General Administrative Overhead		4.25%	12,201,476	19,643,069
Selling & Distribution Overhead		2.0%	5,741,871	9,243,797
<b>Total Taka:</b>		<b>100%</b>	<b>287,093,544</b>	<b>462,189,850</b>

**Note:** During the Financial year 2017-2018, 3 (4-TON Capacity) Truck out of 6 were disposed. However, while accounting for the disposal, the cost and accumulated depreciation of all the 6 Trucks were wrongly written off, instead of only the 3 Trucks. This error has been subsequently rectified by adjusting Tk. 5,553,680 in the cost and accumulated depreciation of Motor Vehicle.

Particulars	2018-2019			2017-2018			Annexure-D
	Qty. (M.T)	Rate (Tk.)	Amount (Tk.)	Qty. (M.T)	Rate (Tk.)	Amount (Tk.)	
	Bagged Urea	29.45	14,000	412,300	22.10	8,400	
Bulk Urea	97.55	13,200	1,287,660	0	7,700	0	
Shortage Provision	651.85	3,527	2,299,149	651.85	3,527	2,299,149	
<b>Sub-Total:</b>	<b>778.85</b>		<b>3,999,109</b>	<b>673.95</b>		<b>2,484,789</b>	
Less: Provision for write off against shortage goods (Urea)	651.85	3,527	2,299,149				
<b>Total Taka:</b>	<b>127.00</b>		<b>1,699,960</b>	<b>673.95</b>		<b>2,484,789</b>	

**Cost of Production Per MT. (Details shown in Annexure-E)**

Bagged Urea per M.T: 14,000

Loose Urea per M.T: 13,200

**Details of Shortage finished goods (Urea) as per accounts records:**

Particulars of Shortage finished goods	Financial year	Qty. (M.T)	Qty. (M.T)
Theft at JFCL Jetty	1991-92	7.70	
Handling Loss at AFCCL (Zia Fertilizer)	1995-96	27.55	
Shortage at the time of physical verification	1995-96	92.05	
Handling Loss	1995-96	478.92	
Loss at various depots	1998-99	96.25	
Shortage at the time of physical verification	2000-01	38.43	
Claim received from SBC	2002-03	(19.00)	
Write off during the year	2004-05	(39.75)	
Claim received from SBC	2004-05	(30.30)	
<b>Total Shortage finished goods (Urea)</b>		<b>651.85</b>	

Tk 22,99,148.25 of shortage finished goods has been accounted as loss and made provision during the respective Shortage year.

JAMUNA FERTILIZER COMPANY LIMITED  
TARAKANDI, JAMALPUR

SCHEDULE OF CLOSING STOCK & VALUATION SHEET  
FOR THE YEAR ENDED 30 JUNE 2019

Sl. No.	Particulars	Flows	2018-2019		Annexure-E	
			Tk.	Sales price Tk. per MT	Round off Tk. per MT	2017-2018 Round off Tk. per MT
1	Total Variable Cost		630,249,880	0	0	0
2	Total Fixed Cost		910,100,310	0	0	0
3	Total Manufacturing Cost (1+2)	COGS	1,540,350,190	0	0	0
4	Packing Material Cost	Note:36	58,801,985	0	0	0
5	Loose Urea Cost (3-4)	Note:41	1,481,548,205	0	0	0
6	Financial Expenses		61,045,553	0	0	0
7	Total Loose Urea Production Cost (5+6)		1,542,593,758	0	0	0
8	Loose Urea Production Cost Per M. T	1,542,593,758 / Production 74,212.00	20,786	13,207.25	13,200.00	7,700.00
9	Packing Material Cost Per M. T	5,88,01,985 /Bag,74,175.05	791	0	0	0
10	Bagged Urea Production. Cost per M.T(8+9)		21,579	14,000.00	14,000.00	8,400.00
11	Ammonia Production Cost Per M. T	Loose urea cost-13,207.25/58*100	22,771	32,632.00	22,500.00	13,300.00

**Closing Stock:**

Particulars	Loose Urea (MT)	Bagged Urea (MT)	Ammonia (WIP)MT
Total Opening Stock as on 01.07.2018	0	22.10	4,694.45
Production during this year	74,212.00	0	44,083.00
Bagging during this year	0	74,175.05	0
Damage bag received for Rebagging	60.60	0	0
Damage bag returned for Rebagging	0	(60.60)	0
<b>Total Available:</b>	<b>74,272.60</b>	<b>74,136.55</b>	<b>48,777.45</b>
Ammonia consumed	0	0	(43,040.00)
Bagging during this year	(74,175.05)	0	0
Sales during this year	0	(74,107.10)	(237.90)
Evaporation	0	0	(1,020.30)
<b>Closing stock as on 30.06.19</b>	<b>97.55</b>	<b>29.45</b>	<b>4,479.25</b>

