

PRIVATE & CONFIDENTIAL

**AUDITOR'S REPORT
&
FINANCIAL STATEMENT**

OF

**KHULNA NEWSPRINT MILLS LTD.
FOR THE YEAR ENDED JUNE 30, 2021.**

SUBMITTED BY



এ. মতীন এন্ড কোং

A. MATIN & CO.
CHARTERED ACCOUNTANTS

60/2, Naya Paltan (1st Floor), Dhaka- 1000.
Phone: 02-248318191, Mobile: 01713-453596
E-mail: akmatinmatin@yahoo.com



KHULNA NEWSPRINT MILLS LTD.

Town Khalishpur, Khulna,
For The year Ended 30, June, 2021

Table of Contents

Sl. No.	Particulars	Pages
01	Independent Auditor's Report	01-03
02	Statement of Financial Position	04-05
03	Statement of Profit or Loss and Other Comprehensive Income	06-06
04	Statement of Cash Flow	07-07
05	Statement of Fund Flow	08-08
06	Statement of Changes in Equity	09-09
07	Notes to The Financial Statements	10-11
08	Note No. 03-05	12-13
09	Fixed Assets Schedule	14-14
10	Note No. 07-15	15-19
11	Note No. 9.1, Annexure-A1 & Annexure-A2	20-23
12	Annexure-A3	23-24
13	Annexure-A4 & Annexure-A5	25-29, 24(A)
14	Annexure-B1	29-43
15	Annexure-B2	44-46
16	Annexure-B3	47-76
17	Annexure-B4	77-92
18	Annexure-B5	93-93
19	Ratio Analysis	94-94



এ. মতীন এন্ড কোং
A. MATIN & CO.
Chartered Accountants

PARTNERS : MR. A.K. ABDUL MATIN, M. COM. FCA. MR. NETAI CHAND TALUKDER, M. COM.FCA.

OFFICE : 60/2, NAYA PALTAN (1ST FLOOR), DHAKA-1000, TEL: 8318191, CELL : 01199-835489, 01713-453596, Fax : +88-02-8318191, E-mail : akmatinmatin@yahoo.com

INDEPENDENT AUDITOR'S REPORT

KHULNA NEWSPRINT MILLS LTD.

Town Khalishpur, Khulna

REPORT ON THE AUDIT OF THE FINANCIAL STATEMENTS

Opinion

We have audited the financial statements of **KHULNA NEWSPRINT MILLS LTD. Town Khalishpur, Khulna**, which comprise of the Statement of Financial Position as at June 30, 2021, Statement of Profit or Loss and Other Comprehensive Income, Statement of Changes in Equity, Statement of Cash Flow, Statement of Fund Flow and Notes to the financial statements, including a summary of significant accounting policies.

In our opinion, the accompanying financial statements present fairly, in all material respects (or give a true and fair view of) the financial position of the company as at June 30th, 2021 and (of) its financial performance and its cash flows for the year then ended in accordance with the International Financial Reporting Standards (IFRSs)

Basis for opinion

We conducted our audit in accordance with the International Standards on Auditing (ISA) as adopted by the Institute of Chartered Accountants of Bangladesh (ICAB). Our responsibilities under those standards are further described in the Auditor's responsibilities for the audit of the financial statements section of our report. We are independent of the Company in accordance with the Code of Ethics issued by the International Accounting Education Standards Board (IAESB Code of Ethics) as adopted by the Institute of Chartered Accountants of Bangladesh (ICAB Code of Ethics) and we have fulfilled our other ethical responsibilities in accordance with the Code of Ethics. We believe that the audit evidence we have obtained is sufficient and appropriate to provide a basis for our opinion.

Responsibilities of management and those charged with governance for the financial statement

Management is responsible for the preparation of financial statement in accordance with the accounting policies of the Company, and for such internal control as management determines is necessary to enable the preparation of financial statement that are free from material misstatement, whether due to fraud or error.





In preparing the financial statement, management is responsible for assessing the Company's ability to continue as a going concern, disclosing, as applicable, matters related to going concern and using the going concern basis of accounting unless management either intends to liquidate the Company or to cease operations or has no realistic alternative but to do so.

Those charged with governance are responsible for overseeing the Company's financial reporting process.

Auditor's responsibilities for the audit of the financial statement

Our objectives are to obtain reasonable assurance about whether the financial statement as a whole are free from material misstatement, whether due to fraud or error, and to issue an auditor's report that includes our opinion. Reasonable assurance is a high level of assurance, but is not a guarantee that an audit conducted in accordance with ISA will always detect a material misstatement when it exists. Misstatement can arise from fraud or error and are considered material if, individually or in the aggregate, they could reasonably be expected to influence the economic decisions of users taken on the basis of these financial statements.

As part of an audit in accordance with ISA, we exercise professional judgment and maintain professional skepticism throughout the audit. We also:

- Identify and assess the risks of material misstatement of the financial statement, whether due to fraud or error, design and perform audit procedures responsive to those risks, and obtain audit evidence that is sufficient and appropriate to provide a basis for our opinion. The risk of not detecting a material misstatement resulting from fraud is higher than for one resulting from error, as fraud may involve collusion, forgery, intentional omissions, misrepresentations, or the override of internal control.
- Obtain an understanding of internal control relevant to the audit in order to design audit procedures that are appropriate in the circumstances, but not for the purpose of expressing an opinion on the effectiveness of the Company's internal control.
- Evaluate the appropriateness of accounting policies used and the reasonableness of accounting estimates and related disclosures made.
- Conclude on the appropriateness of the Board of Directors' use of the going concern basis of accounting and, based on the audit evidence obtained, whether a material uncertainty exists related to events or conditions that may cast significant doubt on the entity's ability to continue as a going concern. If we conclude that a material uncertainty exists, we are required to draw attention in our auditor's report to the related disclosures in the financial statements or, if such disclosures are inadequate, to modify our opinion. Our conclusions are based on the audit evidence obtained up to the date of our auditor's report. However, future events or conditions may cause the entity to cease to continue as a going concern.





এ. মতীন এন্ড কোং
A. MATIN & CO.
Chartered Accountants

Report on Other Legal and Regulatory Requirements

In accordance with applicable sections of the Companies Act, 1994 and other applicable laws and regulations we also report that:

- We have obtained all the information and explanations which to the best of our knowledge and belief were necessary for the purposes of our audit and made due verification thereof;
- In our opinion, the Company as required by law has kept proper books of accounts, so far as it appeared from our examination of those books;
- The financial statements dealt with by the report are in agreement with the books of accounts;
- The expenditure incurred was for the purpose of the Company's business.

Date: 14th March 2022


(Monika Nashat Matin, ACA)
A. MATIN & CO.
CHARTERED ACCOUNTANTS
DVC: 2203151968AS566187





এ. মতীন এন্ড কোং
A. MATIN & CO.
 Chartered Accountants

KHULNA NEWSPRINT MILLS LTD.

Town Khalishpur, Khulna,
 STATEMENT OF FINANCIAL POSITION

As at 30 June 2021

Sl. No.	Particulars	Notes	Amount in Taka	
			30 June, 2021	30 June, 2020
<u>CAPITAL AND LIABILITIES:</u>				
A. AUTHORISED CAPITAL:				
	15,000,000 Ordinary Share of Tk. 100 each.		1,500,000,000	1,500,000,000
ISSUED, SUBSCRIBED & PAID-UP CAPITAL/EQUITY:				
	Paid up capital 1,686,600 ordinary shares of Taka 100 each	3.1	368,885,000	368,885,000
	Govt. Equity/capital contribution	3.2	168,660,000	168,660,000
			200,225,000	200,225,000
B. RESERVE AND SURPLUS:				
	Capital Reserve	4.1	515,211,607	515,211,607
	Revenue Reserve	4.2	139,308,790	139,308,790
	Tax Holiday Reserve	4.3	360,419,873	360,419,873
			15,482,944	15,482,944
C. LONG TERM LIABILITIES:				
	Govt. ADP Loan	5.1	2,924,031,678	2,853,280,478
	Govt. Non Development Loan (pay off)	5.2	395,079,354	386,718,154
	Govt. Non Development Loan (PDB Bill Adj.)	5	1,277,682,725	1,244,792,725
	Govt. Non Development Loan (Voluntary Retirement)	5	219,800,000	219,800,000
	Other Term Loan (Inter Company)	5.5	12,500,000	12,500,000
			1,018,969,599	989,469,599
D. CAPITAL EMPLOYED (A + B + C)				
			3,808,128,285	3,737,377,085
<u>PROPERTY AND ASSETS:</u>				
E. FIXED ASSETS (At written down value)				
	Fixed Assets at cost	6	280,875,287	280,807,787
	Less : Accumulated Depreciation		948,778,632	948,711,132
			667,903,345	667,903,345
F. CAPITAL WORK IN PROGRESS				
		7	2,334,579	2,334,579
G. TOTAL FIXED ASSETS AND CAPITAL WORK IN PROCESS (E+F)				
			283,209,866	283,142,366
H. CURRENT ASSETS:				
INVENTORY:				
	Raw, packing materials & Chemicals	8.1	365,482,923	365,482,923
	Spares, Accessories & Stores	8.2	19,323,710	19,323,710
	Store In transit	8.3	313,761,370	313,761,370
	Work in Process	8.4	13,206,257	13,206,257
	Finished Goods	8.5	10,899,106	10,899,106
			8,292,480	8,292,480

EM

Continue on page 05







এ. মতীন এন্ড কোং
A. MATIN & CO.
Chartered Accountants

Sl. No.	Particulars	Notes	Amount in Taka	
			30 June, 2021	30 June, 2020
I. OTHER CURRENT ASSETS:		9	1,019,447,168	999,153,511
Current Account with Enterprise		9.1	20,474,138	20,500,033
Trade Debtors		9.2	6,828,709	6,828,709
Other Receivables		9.3	6,890,506	6,890,506
Advance, Deposits and pre-payments		9.4	7,663,457	7,577,204
Over Payment PDB Dues		9.5	7,957,106	7,957,106
BCIC Current Account		9.6	322,866,232	920,359,509
Cash & Bank Balance		9.7	646,767,019	29,040,444
J. TOTAL CURRENT ASSETS (H + I)			1,384,930,091	1,364,636,434
K. CURRENT LIABILITIES AND PROVISION:		10	4,270,299,508	4,235,684,485
Creditors for Goods Supplied		10.1	302,370,814	302,370,814
Creditors for Expenses		10.2	277,289,826	275,871,500
Creditors for Other Finance		10.3	38,664,117	38,678,031
Current Account with Enterprise		10.4	23,196,783	38,203,172
Advance Receipt from NOWPAJECO for saling of 50 acre Land.		10.5	2,544,200,000	2,544,200,000
BCIC Current Account		10.6	-	-
Loan from BCIC		10.7	814,679,500	766,462,500
Bank Loan and Overdraft		10.8	269,896,391	269,896,391
Provision for Income Tax		10.9	2,077	2,077
L. NET CURRENT ASSETS (J-K)			(2,885,369,418)	(2,871,048,051)
M. TOTAL ASSETS (G+L)			(2,602,159,552)	(2,587,905,685)
N. OTHER ASSETS (Accumulated Loss)			6,410,287,837	6,325,282,770
O. ASSETS (M+N)			3,808,128,285	3,737,377,085

The annexed notes form an integral part of these financial statements.


Company Secretary


Managing Director


Director

Signed in terms of our annexed report of even date

Place: Dhaka
Dated: 14th March 2022


(Monika Nashat Matin, ACA)
A. Matin & CO.
Chartered Accountants
DVC: 2203151968AS566187






এ. মতীন এন্ড কোং
A. MATIN & CO.
Chartered Accountants

KHULNA NEWSPRINT MILLS LTD.

Town Khalishpur, Khulna,
STATEMENT OF PROFIT OR LOSS AND OTHER COMPREHENSIVE INCOME
For the year ended 30 June 2021

Particulars	Notes	Amount in Taka	
		30 June, 2021	30 June, 2020
Sales Revenue		-	-
Gross Local Sales		-	-
Less:(A) VAT/Royalty		-	-
Discount/Commission		-	-
B. Govt. Subsidy on Local Sales		-	-
Total Local Sales (A+B)		-	-
C. Exports		-	-
D. Export Rebate/Duty Drawback		-	-
E. Govt. Subsidy on Export/Sales		-	-
F. Total Export (C+D+E)		-	-
Total Sales Revenue (A+B+F)		-	-
Less: Cost of Goods Sold		-	-
Gross Profit/(Loss)		-	-
Less: Administrative Expenses	11	14,989,886	17,762,028
Operating Profit/(Loss)		(14,989,886)	(17,762,028)
Add. Other Income	12	889,065	18,007,659
Total Profit/(Loss)		(14,100,821)	245,631
Less: Financial Expenses	13	70,904,246	71,244,846
Net Profit/(Loss) before Income Tax		(85,005,067)	(70,999,215)
Less: Income Tax		-	-
Net Profit/(Loss) after Income Tax		(85,005,067)	(70,999,215)
Accumulated Profit/(Loss) up to previous year		(6,325,282,770)	(6,254,283,555)
Accumulated Profit/(Loss) transferred to Retained Earnings		(6,410,287,837)	(6,325,282,770)


Company Secretary


Managing Director

Director

Place: Dhaka
Date :14th March, 2022


(Monika Nashat Matin, ACA)
A. Matin & CO.
Chartered Accountants
DVC: 2203151968AS566187





KHULNA NEWSPRINT MILLS LIMITED
Town Khalishpur, Khulna
Statement of Cash Flows
For The Year Ended 30 June, 2021

Sl. No.	Particulars	Amount in Taka	
		30 June, 2021	30 June, 2020
A.	Cash Flow From Operating Activities:		
	Net Profit/(Loss)	(85,005,067)	(70,999,215)
	Add: Item Not Involving in Movement of Cash:		
	Depreciation on Fixed Assets	-	-
		(85,005,067)	(70,999,215)
	Cash Generated from Operation :		
	Increase/(Decrease) in Current Assets	597,432,919	26,984,479
	Increase/(Decrease) Inventory	-	-
	Increase/(Decrease) Current Account with Enterprise	25,895	(37,127)
	Increase/(Decrease) Trade Debtors	-	-
	Increase/(Decrease) Other Receivables	-	-
	Increase/(Decrease) Advance, Deposits and pre-payments	(86,253)	71,210
	Increase/(Decrease) Over Payment PDB Dues	-	-
	Increase/(Decrease) BCIC Current Account	597,493,277	26,950,396
	Increase/(Decrease) in Current Liabilities	34,615,023	(3,631,449)
	Increase/(Decrease) Creditors for Goods Supplied	-	-
	Increase/(Decrease) Creditors for Expenses	1,418,326	802,083
	Increase/(Decrease) Creditors for Other Finance	(13,914)	4,128,551
	Increase/(Decrease) Current Account with Enterprise	(15,006,389)	-
	Increase/(Decrease) Advance Received	-	-
	Increase/(Decrease) BCIC Current Account	-	-
	Increase/(Decrease) Loan from BCIC	48,217,000	-
	Increase/(Decrease) Bank Loan and Overdraft	-	(8,562,083)
	Increase/(Decrease) Provision for Income Tax	-	-
	Net Cash Provided/Used from Operating Activities	547,042,875	(47,646,185)
B.	Cash Flow From Investing Activities:		
	(Increase)/Decrease in Acquisition of Fixed assets	(67,500)	(109,140)
	(Increase)/Decrease in Adjustment of Fixed Assets	-	1,214,179
	Net Cash Provided/Used in Investing Activities	(67,500)	1,105,039
C.	Cash Flow From Financing Activities:		
	Increase/(Decrease) of Long Term Loan	70,751,200	70,744,051
	Net Cash Provided/Used from Financing Activities	70,751,200	70,744,051
D.	Net Surplus/Deficit in Cash and Cash Equivalents (A+B+C)	617,726,575	24,202,905
E.	Cash and Cash Equivalents at beginning of the Year	29,040,444	4,837,539
F.	Cash and Cash Equivalents at end of the Year	646,767,019	29,040,444

Roman
26/06/22
Company Secretary

Alex
15/5/22
Managing Director

Director





এ. মতীন এন্ড কোং
A. MATIN & CO.
Chartered Accountants

KHULNA NEWSPRINT MILLS LIMITED


Town Khalishpur, Khulna

Statement of Fund Flows

For the year ended 30 June, 2021

Sl. No.	Particulars	Notes	Amount in Taka	
			30 June, 2021	30 June, 2020
SOURCE OF FUND:				
1	Internal Source:			
	a. Net Profit/ (Loss) After Income Tax		(85,005,067)	(70,999,215)
	b. Depreciation charged for the year	06	-	-
	c. Adjustment of Fixed Asset	06	-	43,122,816
	Total Internal Source (a+b+c)		(85,005,067)	(27,876,399)
2	External Source:			
	a. Govt. Loan	05	70,751,200	70,744,051
	b. Govt. Equity	03	-	-
	Total External Source (a+b)		70,751,200	70,744,051
	Total Source (1+2)		(14,253,867)	42,867,652
APPLICATION OF FUND:				
3	Increase in Acquisition of fixed assets	06	67,500	109,140
	Adjustment of Fixed Assets	06	-	41,908,637
	Total		67,500	42,017,777
4	Increase/ (Decrease) of Working Capital			
	a. Cash in Hand	09.7	646,767,019	29,040,444
	b. Work in Process	07	-	-
	c. Change in Non-Cash Working Capital	14	(661,088,386)	(28,190,569)
	Net Changes in Working Capital (a+b+c)		(14,321,367)	849,875
	Total Application of Fund (3+4)		(14,253,867)	42,867,652


Company Secretary


Managing Director

Director





এ. মতীন এন্ড কোং
A. MATIN & CO.
Chartered Accountants

KHULNA NEWSPRINT MILLS LIMITED


Town Khalishpur, Khulna

STATEMENT OF CHANGES IN EQUITY
For the year ended 30 June, 2021

PARTICULARS	SHARE CAPITAL	CAPITAL RESERVE	REVENUE RESERVE	TAX HOLIDAY RESERVE	RETAINED EARNINGS	TOTAL
Balance as at 01 July, 2020	368,885,000	139,308,790	360,419,873	15,482,944	(6,325,282,770)	(5,441,186,163)
Net profit/(Loss) after tax for the year	-	-	-	-	(85,005,067)	(85,005,067)
Balance as at 30 June 2021	368,885,000	139,308,790	360,419,873	15,482,944	(6,410,287,837)	(5,526,191,230)

For the year ended 30 June, 2020

PARTICULARS	SHARE CAPITAL	CAPITAL RESERVE	REVENUE RESERVE	TAX HOLIDAY RESERVE	RETAINED EARNINGS	TOTAL
Balance as at 01 July, 2019	368,885,000	139,308,790	360,419,873	15,482,944	(6,254,283,555)	(5,370,186,948)
Net profit/(Loss) after tax for the year	-	-	-	-	(70,999,215)	(70,999,215)
Balance as at 30 June 2020	368,885,000	139,308,790	360,419,873	15,482,944	(6,325,282,770)	(5,441,186,163)


Company Secretary


Managing Director

Director



KHULNA NEWSPRINT MILLS LTD.

Town Khalishpur, Khulna

NOTES TO THE FINANCIAL STATEMENTS

For the year ended 30 June, 2021

1.1 Project Background in Brief:

Khulna Newsprint Mills was established in 1959 on the bank of Bhairab river at town Khalishpur which is situated at the South-West side of Bangladesh, 48 k.m. north from Sundarban and 129 k.m. from Bay of Bengal. Annual production capacity of the mill is 48,000 M. Ton Newsprint. Besides Newsprint, Mechanical print, Book print, Wrapper, Blue match paper and grading papers were also produced in this mill. In 1995-96 income year under open market economy, 75% import duty were gradually exempted on Newspaper and so huge amount of high quality and more brighten foreign newsprint paper imported. As a result demand of newsprint produced by the factory was reduced. For this reason huge amount of newsprint remained at mills store as unsold. On the other hand, increase royalty of Gewa Tree from Tk.6.00 to Tk. 15.00 per ton by forest division and declared Sundarban as world heritage under the animal variation preservation project in 1997, annual supply demand of main raw material Gewa wood of the factory reduced from 50 Lac sq. ft. Thus the production of the mills became fully stopped at 08 January 2002 and pay off 30.11.2002 due to scarcity of raw materials, huge amount of Bank loan, interest burden, increase of the price of furnace oil etc.

1.2 Significant Accounting Policies:

1.2.1 Statement of Compliance

The Financial Statements have been prepared on going concern basis under the historical cost convention, in accordance with International Financial Reporting Standard (IFRS), Companies Act, 1994 and Other applicable laws.

1.2.2 Basis of Measurement

The Financial Statement have been prepared on historical cost basis

1.2.3 Cash & Cash Equivalents

Cash & Cash Equivalents include cash in hand & Cash at banks which are held and available for use by the company without any restriction.

1.2.4 Cash Flow Statement

Cash flow statement has been prepared by following indirect method.

1.2.5 Comparative Information

Comparative Information have been disclosed in respect of the year 2020-2021 for all numerical information in the financial statements and also the narrative and descriptive information when it is relevant for understanding of the current year's financial statements.

1.2.6 Reporting Currency and Level of Precision.

The figures in the Financial Statements represent Bangladesh Currency (Taka), which has been rounded off to the nearest Taka. Previous Year's figures have been rearranged, whenever considered necessary, to ensure comparability with the current year.

1.2.7 Income Tax

In anticipation of the adjustment of previous loss at 30.06.2020 of TK. 7,09,99,215 and Current Year loss of TK. 8,50,05,067. Hence No Provision for income Tax is required to be a made in the accounts



02 PROJECT PROFILE:

1. Name of Organization	: Khulna Newsprint Mills Limited.
2. Address	: Town Khalishpur, Khulna.
3. Placement/Situation	: West side river of Bhairab and 5 K.m. North from Khulna Town.
4. Land Area	: 87.695 Acres
5. Founder	: E.P.I.D.C (East Pakistan Industrial Development Corporation)
6. Start of construction	: 1957
7. End of construction	: 1959
8. Consultant	: Balfar BT Company, Canada.
9. Construction & Erection	: Mrs. Sandwel & Company, Canada.
10. Test basis production	: 1959
11. Commercial production	: 1959
12. Annual production Capacity	: 48,000 M. Ton.
13. Date of Registration	: 06-04-1960.
14. Project cost before BMRE	: In Local currency 1,159.61 Lac
	: In Foreign currency 1,585.21 Lac
	<u>2,744.82 Lac</u>
15. Starting date of BMRE	: July, 1981
16. Completion date of BMRE	: June, 1985
17. Source of money	: CIDA, SIDA, FRG, UK Grant/loan.
18. Cost of BMRE (1981-85)	: In Local currency 3,172.47 3,172.47 Lac
	: In Foreign 1,223.50 1,223.5 Lac
	<u>4,395.97 Lac</u>
19. Project cost	In Local currency 4332.08 Lac
	In Foreign 2808.71 Lac
	Local currency 99.7 Lac
	<u>7,240.49 Lac</u>
20. Quality Improvement project	: 1998-99 and 1999-2000
21. Quality Improvement cost	: 1,464.00 Lac
22. Green Jute Mond project cost	: 862.84 Lac





এ. মতীন এন্ড কোং
A. MATIN & CO.
Chartered Accountants

Sl. No.	Particulars	Amount in Taka	
		30 June, 2021	30 June, 2020
3. AUTHORIZED CAPITAL			
	15,000,000 Ordinary Share of Tk. 100 each	<u>1,500,000,000</u>	<u>1,500,000,000</u>
	ISSUED, SUBSCRIBED & PAID-UP CAPITAL/EQUITY	<u>368,885,000</u>	<u>368,885,000</u>
3.1 Paid up capital		<u>168,660,000</u>	<u>168,660,000</u>
	This consists of 1,686,600 Ordinary Shares of Tk. 100/- each fully paid up in cash consequent upon the Nationalization of the Company by the Govt. in 1972 vide President Order No. 27 of 1972, the above 1,686,600 shares have been vested in the Govt. of Bangladesh.		
3.2 Government Equity/ Capital Contribution:			
	Converted from ADP Loan in 1983-84	55,916,000	55,916,000
	Converted from ADP Loan in 1986-87	144,309,000	144,309,000
		<u>200,225,000</u>	<u>200,225,000</u>
	This above amount was converted into equity vide Ministry of Finance Letter dated 28.04.84 and 29.11.86 which was not shown as Share Capital.		
4. RESERVE AND SURPLUS			
	Capital Reserve (Note-4.1)	139,308,790	139,308,790
	Revenue Reserve (Note-4.2)	360,419,873	360,419,873
	Tax Holiday Reserve (Note-4.3)	15,482,944	15,482,944
		<u>515,211,607</u>	<u>515,211,607</u>
	The amount has been carried forward from previous years account.		
4.1 Capital Reserve			
	Capital gain		
	1956 - 66 Trading Profit during Project period	312,187	312,187
	1996 - 97 Capital Profit for disposal of Fix Assets	50,985	50,985
	1997 - 98 Capital Profit for disposal of Fix Assets	10,023	10,023
	1988 - 99 EDC (BCIC) Loan transfer	16,586,012	16,586,012
	1997 - 98 BMRE loans of 1981 - 84 transferred	122,349,583	122,349,583
		<u>139,308,790</u>	<u>139,308,790</u>
4.2 Revenue Reserve			
	Capital gain		
	Sales Tax for the years 1963 - 64 to 1975 - 96	7,582,579	7,582,579
	Rehabilitation Tax charged on Mechanical Print Paper	549,469	549,469
	Defenses surcharges charge on Mechanical Print Paper	1,576,342	1,576,342
	Commodity grant 1981 to 1984 (Note: 4.2.1)	350,711,483	350,711,483
		<u>360,419,873</u>	<u>360,419,873</u>
4.2.1 Commodity Grant/ Credit (1981 to 1984)			
	This is as per last years Account and represents commodity grants received from different international organization and foreign countries.		
	Sources of Fund		
	CIDA Grant	2,432,613	2,432,613
	CIDA Grant	667,000	667,000
	CIDA Grant	165,553,996	165,553,996
		<u>168,653,609</u>	<u>168,653,609</u>
	SIDA Grant (Spares)	1,670,000	1,670,000
	SIDA Grant (Pulp)	58,458,691	58,458,691
	SIDA Grant (Spares)	5,617,086	5,617,086
	FINISH Grant (Spares)	1,199,078	1,199,078
	IRAQUI Grant AID (Spares)	5,153,631	5,153,631
	IDA Grant (Pulp)	99,031,866	99,031,866
	NORAD Grant	<u>171,130,352</u>	<u>171,130,352</u>
	Grant for different materials	<u>10,927,522</u>	<u>10,927,522</u>
	Grant Total (A + B + C)	<u>350,711,483</u>	<u>350,711,483</u>





Sl. No.	Particulars	Amount in Taka	
		30 June, 2021	30 June, 2020
4.3	Tax Holiday Reserve		
	This is as per last year Account and year wise break up is as follows :		
	Pre incorporation period	468,280	468,280
	1967 - 68	11,855,938	11,855,938
	1968 - 69	1,606,995	1,606,995
	1969 - 70	891,804	891,804
	1970 - 71	659,927	659,927
		15,482,944	15,482,944

5. LONG TERM LIABILITIES

Govt. ADP Loan (Note:5.1)	395,079,354	386,718,154
Govt. Non Development Loan (pay off) (Note:5.2)	1,277,682,725	1,244,792,725
Govt. Non Development Loan (PDB Bill Adj.)	219,800,000	219,800,000
Govt. Non Development Loan (Voluntary Retirement)	12,500,000	12,500,000
Other Term Inter Company loan (Note:5.3)	1,018,969,599	989,469,599
	2,924,031,678	2,853,280,478

5.1 Government ADP Loan

Particulars	Year	Principal	Interest up to 30-06-2020	Interest rate	Interest during the year 2021	Total
ADP Loan	1977-78	9,735,000	25,026,827	5%	486,750	35,248,577
ADP (BMRE) Loan	1983-84	7,289,000	20,895,826	5%	364,450	28,549,276
ADP (Quality Development) Lo: 1998-88		59,500,000	72,667,750	5%	2,975,000	135,142,750
ADP (Quality Development) Lo: 1999-00		90,700,000	100,903,751	5%	4,535,000	196,138,751
		167,224,000	219,494,154		8,361,200	395,079,354

5.2 Govt. Non Development Loan (pay off)

Particulars	Year	Principal	Interest up to 30-06-2020	Interest rate	Interest for the year 2021	Total
Govt. Loan (pay off)	Jan-2002	553,000,000	586,992,725	5%	32,890,000	1,172,882,725
Govt. Loan (pay off)	Jun -2004	104,800,000	-	-	-	104,800,000
		657,800,000	586,992,725		32,890,000	1,277,682,725

The Gov. Loan paid off BCIC Loan Vide GO NO Ag/Awe/ev-2/my'hy³ FY (1) 98/(Ask-1)887 Zvwil 21/10/2002 final settlement of the Staff, Workers & Officer of KNM. We would like to Mention here that loan received from the government in the year 2002-2003 towards paid off function of KNM are interest bearing loan. However, KNM Management did not make any provision for interest of those loan in the accounts.

5.3 Other Term Loan (Inter Company)

Particulars	Principal	Interest up to 30.06.2020	Interest Rate	Interest ended 30 June 2021	Total
Chittagong Urea Fertilizer Ltd	50,000,000		11.25%	5,625,000	-
	90,000,000		11.25%	10,125,000	-
	57,500,000			4,025,000	-
Sub-Total	197,500,000	459,789,121		19,775,000	677,064,121
Ashugang Fertilizer & Chemical Co.Ltd	50,000,000	-	10%	5,000,000	-
Previous Short Provision	67,500,000			4,725,000	-
Sub-Total	117,500,000	214,680,478		9,725,000	341,905,478
Total	315,000,000	674,469,599		29,500,000	1,018,969,599



এ. মতীন এন্ড কোং
A. MATIN & CO.
Chartered Accountants

KHULNA NEWSPRINT MILLS LTD.

Town Khalishpur, Khulna

FIXED ASSETS SCHEDULE

As at 30 June, 2021

Note: 06

Schedule - A

Sl.No	Particulars	COST				Rate of Dep.	DEPRECIATION				Written down value as on 30.06.2021
		Balance as on 01.07.2020	Addition	Sales/ Adjustment	Balance as on 30.06.2021		Balance as on 01.07.2020	Charged for the year	Sales/ Adjustment	Balance as on 30.06.2021	
1	Land	2,204,855	-	-	2,204,855	-	-	-	-	-	2,204,855
2	Factory Building	46,780,766	-	-	46,780,766	5.00%	32,563,741	-	32,563,741	-	14,217,025
3	General Building	37,411,047	-	-	37,411,047	2.50%	16,487,730	-	16,487,730	-	20,923,317
4	Plant & Machinery	560,137,856	-	-	560,137,856	7.50%	363,261,173	-	363,261,173	-	196,876,683
5	Steam and Power	229,651,395	-	-	229,651,395	10.00%	194,999,337	-	194,999,337	-	34,652,058
6	Chemical Plant	38,085,770	-	-	38,085,770	10.00%	33,382,952	-	33,382,952	-	4,702,818
7	Furniture & Fixture	4,470,608	-	-	4,470,608	10.00%	3,825,903	-	3,825,903	-	644,705
8	Office Equipment	5,771,069	67,500	-	5,838,569	12.50%	4,404,739	-	4,404,739	-	1,433,830
9	Fire Fighting Equip	1,378,891	-	-	1,378,891	12.50%	1,378,088	-	1,378,088	-	803
10	Hospital Appliance	899,557	-	-	899,557	12.50%	814,410	-	814,410	-	85,147
11	Forestry Equipment	2,251,442	-	-	2,251,442	7.50%	1,630,954	-	1,630,954	-	620,488
12	Motor Vehicles	2,570,188	-	-	2,570,188	25.00%	2,438,898	-	2,438,898	-	131,290
13	Road, Rails & Wall	13,959,813	-	-	13,959,813	7.50%	9,827,527	-	9,827,527	-	4,132,286
14	Jetty	2,866,920	-	-	2,866,920	5.00%	2,620,800	-	2,620,800	-	246,120
15	Flotilla	270,955	-	-	270,955	20.00%	267,093	-	267,093	-	3,862
	Balance as at 30 June 2021	948,711,132	67,500	-	948,778,632	-	667,903,345	-	667,903,345	-	280,875,287
	Balance as at 30 June 2020	991,724,808	109,140	43,122,816	948,711,132	-	709,811,982	-	41,908,637	-	280,807,787

Note : As the Mill is closed, no depreciation has been charged on the Fixed Assets from June, 2003 to the year under Audit.



Sl. No.	Particulars	Amount in Taka	
		30 June, 2021	30 June, 2020
7.	CAPITAL WORK IN PROGRESS		
	M/s. Sakaimex (Turndey for PM. No. 2)	2,334,579	2,334,579
8.	INVENTORIES		
	Raw Materials, Packing Materials and Chemicals (Note-8.1)	19,323,710	19,323,710
	Spares, Accessories and Stores (Note-8.2)	313,761,370	313,761,370
	Stores - in - Transit (Note-8.3)	13,206,257	13,206,257
	Work - in - process (Note-8.4)	10,899,106	10,899,106
	Finished Goods (Note-8.5)	8,292,480	8,292,480
		365,482,923	365,482,923
8.1	Raw Materials, Packing Materials and Chemicals		
	Chemicals (Note-8.1.1)	11,432,563	11,432,563
	Raw Materials (Note-8.1.2)	6,138,995	6,138,995
	Packing Materials (Note-8.1.3)	1,752,152	1,752,152
		19,323,710	19,323,710
8.1.1	Chemicals:		
1.	Sulphuric Acid	1,997	1,997
2.	Magnesia	5,215	5,215
3.	Strong Anion (Resin)	190,934	190,934
4.	Strong Anion Resin	126,000	126,000
5.	Clensobite	62,194	62,194
6.	Ammonia Liquid	83	83
7.	Polar Came	882,279	882,279
8.	Polar Came 2	18,500	18,500
9.	Anthroite 10.30	82,729	82,729
10.	Anthroite	7,015	7,015
11.	Anthroite	484	484
12.	Anthroite No 3	3,714	3,714
13.	Anthroite 15 8 5 16	22,906	22,906
14.	Pebbles	1,992	1,992
15.	Pebbles	2,988	2,988
16.	Calgonis	763	763
17.	Calgulanl No 7	66,545	66,545
18.	Magnesia	8,212	8,212
19.	Salt	34,615	34,615
20.	Soda Ash	5,543,239	5,543,239
21.	Sodium Hydro Sulphat	4,002	4,002
22.	China Clay	41,265	41,265
23.	Rosin Size	104,908	104,908
24.	Formaldehyde	900	900
25.	N. Orange	8,470	8,470
26.	Auraminl	106,327	106,327
27.	M. Blue	2,088,595	2,088,595
28.	Napco	838	838
29.	Loan To Others	364,172	364,172
30.	Weak Cation (Resin)	287,012	287,012
31.	Tripoly Phospate	18,630	18,630
32.	Lekopar	1,345,040	1,345,040
		11,432,563	11,432,563



এ. মতীন এন্ড কোং
A. MATIN & CO.
 Chartered Accountants

Sl. No.	Particulars	Amount in Taka	
		30 June, 2021	30 June, 2020
8.1.2 Raw Materials			
1	Pulp BKP	4	4
2	O.C.C (Local)	349,715	349,715
3	O.C.C (Foreign)	293,147	293,147
4	O.N.P	732,623	732,623
5	O.C.C 2	555,511	555,511
6	Bagasse	293	293
7	Green Jute	2,597,992	2,597,992
8	Floor Stock	1,609,710	1,609,710
		6,138,995	6,138,995
8.1.3 Packing Materials:			
1	Brown Betieemin Paper	290,953	290,953
2	Marker Paper	2,171	2,171
3	Splicing Paper	20,944	20,944
4	Splicing Tape	726,830	726,830
5	Sodium Silicate	60,435	60,435
6	Steel Strapping	14,066	14,066
7	PP Band	134,157	134,157
8	Steel Strapping Seal	15,075	15,075
9	PP Band Clile	4,088	4,088
10	Permacel Type	3,856	3,856
11	Baling Board	211	211
12	Baling Board	273	273
13	Baling Board	116	116
14	Baling Board - 23.5	117,446	117,446
15	Baling Board - 40.5	70,760	70,760
16	Baling Board - 30.5	24,080	24,080
17	Baling Board - 36.5	37,551	37,551
18	Baling Board - 33,5	4,486	4,486
19	Hard Board	10,019	10,019
20	Corrogated	214,635	214,635
		1,752,152	1,752,152
8.2 Spares, Accessories and Stores:			
1	Construction Material	141,922	141,922
2	Iron & Steel	3,898,442	3,898,442
3	Prpe & Fittings	8,512,756	8,512,756
4	Refectory	544,895	544,895
5	Fuel & Lubricant	579,703	579,703
6	Print & Varnish	89,725	89,725
7	General Hardware	2,306,024	2,306,024
8	Loose Tools	673,675	673,675
9	Domestic Equipment	312,119	312,119
10	Furniture Fixture	32,834	32,834
11	Cord, Rope & Chain	1,282,388	1,282,388
12	Medicine	78,040	78,040
13	Stationery	49,136	49,136
14	Mechanical Spare	238,101,231	238,101,231
15	Electrical Spare	40,899,126	40,899,126
16	Office Equipment	71,139	71,139
17	Felt & Wire	15,953,486	15,953,486
18	Miscellaneous	218,484	218,484
19	Sundarbon Store	16,245	16,245
		313,761,370	313,761,370





এ. মতীন এন্ড কোং
A. MATIN & CO.
Chartered Accountants

Sl. No.	Particulars	Amount in Taka	
		30 June, 2021	30 June, 2020
8.3	Stores-in- Transit		
	<u>Sl. No.</u>	<u>Particulars</u>	
	1	Boiler Tube	10,363,172
	2	O C C	2,795,497
	3	Pulp Inspection Fee	47,588
			<u>13,206,257</u>
			<u>13,206,257</u>
8.4	Work-in- Process		
	<u>Sl. No.</u>	<u>Particulars</u>	<u>Quantity</u>
	1	Booming and Ratting Marine	4.133
	2	Transport Braker Pland	155
	3	Chemical Plant	850
	4	Paper Machine No. 1	350
	6	Paper Machine No. 3	400
	7	Wrapper	2.3
	8	Green Jute Stock at Chemical Plant	469.8
			<u>3,720,051</u>
			<u>501,270</u>
			<u>6,125,847</u>
			<u>103,250</u>
			<u>118,000</u>
			<u>80,535</u>
			<u>250,153</u>
			<u>10,899,106</u>
			<u>10,899,106</u>

8.5 Finished Goods

Stock of finished goods as on 30.06.2015 has been valued at realizable value being lower than cost.

Reconciliation of stock of finished goods is as follows

<u>Particulars</u>	<u>Sheet/ Roll</u>	<u>Qty M.Ton</u>	<u>Realizable Rate</u>		
Newsprint 48 GSM	Roll	281,101	29,500	<u>8,292,480</u>	<u>8,292,480</u>

9 OTHERS CURRENT ASSETS

9.1.	Current Account with Enterprises	(Annex-A1)	20,474,138	20,500,033
9.2	Trade Debtors	(Annex-A2)	6,828,709	6,828,709
9.3	Other Receivables	(Annex-A3)	6,890,506	6,890,506
9.4	Advances, Deposits & Pre-payments	(Annex-A4)	7,663,457	7,577,204
9.5	Over Payment PDB Dues		7,957,106	7,957,106
9.6	BCIC Current Account		322,866,232	920,359,509
9.7	Cash and Bank Balances	(Note-9.7.1)	646,767,019	29,040,444
			<u>1,019,447,168</u>	<u>999,153,511</u>
9.7.1	Cash and Bank Balances			
	Cash in hand		20,000	20,000
	Cash at Bank:			
	Sonali Bank Ltd., Khulna Corporate Br.	STD A/C 36000023	7,986	7,986
	Sonali Bank Ltd., Khulna Corporate Br.	SUB CC 36000595	253	253
	Sonali Bank Ltd., Corporate Br.	STD A/C 36000024	10,332	10,332
	A.B. Bank Ltd., Khulna Branch	STD A/C 36000061	1,119,419	794,054
	Sonali Bank Ltd., Khalishpur Branch	C. A. 649	703,794	703,794
	Uttara Bank Ltd., KDA Branch	SND-6	5,524,143	4,360,378
	Janata Bank Ltd. Khulna Branch	A/C: 0100154661624	23,986,322	23,143,647
	Bangladesh Krishi Bank, Local Principal br, A/c: 0320002430		2,494,770	-
	FDR on Bangladesh Krishi Bank, BASIC Bank (Annexure A-5)		612,900,000	-
			<u>646,767,019</u>	<u>29,040,444</u>





এ. মতীন এন্ড কোং
A. MATIN & CO.
Chartered Accountants

Sl. No.	Particulars	Amount in Taka	
		30 June, 2021	30 June, 2020
10	CURRENT LIABILITIES AND PROVISIONS :		
10.1	Creditors for goods supplied (Annexure-B1)	302,370,814	302,370,814
10.2	Creditor for expenses (Annexure-B2)	277,289,826	275,871,500
10.3	Creditors for other finance (Note- 10.3.1)	38,664,117	38,678,031
10.4	Current Account with Enterprises (Note- 10.4.1)	23,196,783	38,203,172
10.5	Advance Receipt from NOWPAJECO for saling of 50 acre Land	2,544,200,000	2,544,200,000
10.6	BCIC Current Account	-	-
10.7	Loan from BCIC	814,679,500	766,462,500
10.8	Bank Loan & Overdraft (Note- 10.7.1)	269,896,391	269,896,391
10.9	Provision Incom Tax	2,077	2,077
		4,270,299,508	4,235,684,485
10.3.1	CREDITORS FOR OTHER FINANCE :		
1	Advance received from customers (Annexure-B3)	13,640,481	13,640,481
2	Security deposit/Deduction at source (Annexure-B4)	6,302,676	6,325,788
3	Deduction and with holding Account(Annexure-B5)	4,950,036	4,919,863
4	Suppliers Income Tax & VAT deduction at source(Ann-B5)	13,540,924	13,561,899
5	Received from KNM School	230,000	230,000
		38,664,117	38,678,031
10.4.1	CURRENT ACCOUNT WITH ENTERPRISES		
1	Sylhet Pulp and Paper Mills Ltd. (BCIC Former SPPML)	-	15,012,079
2	Ujala Match Factory Ltd.	36,333	36,333
3	Chittagong Chemical Complex Ltd.	20,476,119	20,476,119
4	Dhaka Leather Company Ltd.	73,132	73,132
5	Takerghat Lime Stone Mining Project	1,608	1,608
		20,587,192	35,599,271
6	Usmania Glass Sheet Factory Ltd.	724,078	724,078
7	Training Institute for Chemical Industries (TICI)	22,863	22,863
8	Chatack Cement Co. Ltd.	20,395	20,395
9	Shahjala F. Co. Ltd	219,254	219,254
10	TSP Complex Ltd.	1,617,311	1,617,311
11	Bangladesh Insulator & Sanitaryware Factory (BISF)	-	-
12	Jamuna Fertilizer Co. Ltd.	5,690	-
		2,609,591	2,603,901
		23,196,783	38,203,172
10.7.1	Bank Loan and Overdraft		
a.	Bank Loan (Overdraft)	a	262,158,693
b.	Trust Receipts Loan	b	7,737,698
			269,896,391
a)	Bank Loan and Overdraft		
1	Sonali Bank Ltd., Corporate Branch, Khulna (C/A No. 160)	108,110,869	108,110,869
2	Cash Credit Pledge A/C. Sonali Bank Ltd., Corp. Br., Khulna	11,643,125	11,643,125
3	Sonali Bank Ltd., Corporate Branch, Khulna	142,404,699	142,404,699
		262,158,693	262,158,693
b)	Trust Receipts Loan		

This represents liabilities for clearing of imported consignment arranged by BCIC Head Office in favor of KNM from the following Banks :





এ. মতীন এন্ড কোং
A. MATIN & CO.
Chartered Accountants

Sl. No.	Particulars	Amount in Taka		
		30 June, 2021	30 June, 2020	
1	Uttara Bank Limited, Corporate Br., Mothijeel, Dhaka	7,737,698	7,737,698	
2	A B Bank Ltd., Head Office, Dilkhusha C/A, Dhaka	-	-	
3	National Bank Limited, Dilkhusha C/A, Dhaka	-	-	
		7,737,698	7,737,698	
11	ADMINISTRATIVE EXPENSE			
1	Salary & Wages	9,187,024	12,208,665	
2	License Fees (Gun License)	448,000	526,402	
3	Municipal Tax	1,001,216	1,001,216	
4	Enterprise Board Meeting Expenses	218,930	113,550	
5	Guest House Expenses	159,091	168,966	
6	Legal and Profession Expenses	153,150	48,948	
7	Printing and Stationery	57,967	63,541	
8	Postage and courier	4,580	3,965	
9	Traveling and Conveyance	451,993	311,206	
10	Telephone, Fax and Telex	23,148	12,150	
11	Vehicle Tax and Insurance	1,265	1,265	
12	Vehicle Fitness Renewal Fee	19,703	29,526	
13	Electricity	2,208,814	2,292,840	
14	Oil & Lubricant	202,021	257,710	
15	Transport Repair	90,444	143,031	
16	Repairs & Maintenance	659,106	429,057	
17	Matrial Shipped Labour Expn. From 50 Acre Land Handover to NWPGC.	-	-	
18	Misc. General & Mill Restarting Expenses	53,434	83,990	
19	Audit Fee	50,000	66,000	
20	Company's Tax	-	-	
		14,989,886	17,762,028	
12	OTHER INCOME			
	Sale of Fruits	20,000	19,800	
	Bank Interest	869,065	162,260	
	Non routine Gain /(Loss)	-	17,825,599	
		889,065	18,007,659	
13	FINANCIAL EXPENSES			
	Interest on ADP Loan	486,750	486,750	
	Interest on Govt. Loan (BMRE)	364,450	364,450	
	Interest on ADP Loan (Quality Development Projects)	7,510,000	7,510,000	
	Interest on other Liabilities (AFCCCL/CUPL)	29,500,000	29,500,000	
	Interest on Pay of Loan	32,890,000	32,890,000	
	Bank Charges	153,046	55,729	
	Interest on LTR Loan	-	437,917	
		70,904,246	71,244,846	
14	Change in Non-Cash Working Capital:			
	Current Assets other than cash	738,163,071	1,364,636,434	(626,473,363)
	Less: Current Liabilities	4,270,299,508	4,235,684,485	34,615,023
	Closing Balance	(3,532,136,437)	(2,871,048,051)	(661,088,386)
15	The company stopped its production since 30 November 2002 and paid off its workers and staff accordingly. The current liability of the company stood at Taka 4,27,02,99,508 against current assets of Taka 1,01,94,47,564 as on 30 June 2021 and accumulated loss Taka 6,41,02,87,441 as on that date. So, the company is not a going concern company.			



9.1

Annexure- A 1

Sl. No.	Particulars	Amount in Taka	
		30 June, 2021	30 June, 2020
	Pay off factory		
1	North Bengal Paper Mills Ltd.	566,619	566,619
2	Karnaphuly Rayon and Chemicals Ltd.	16,488	16,488
3	Lira Industrial Enterprises Ltd.	3,000	3,000
	Sub-total	586,107	586,107
	Running Factory		
1	Khulna Hardboard Mills Ltd.	3,893,899	3,893,899
2	Karnaphuly Paper Mills Ltd.	7,771,303	7,771,303
3	BCIC Branch Office, Chittagong	314,479	314,479
4	Chittagong Urea Fertilizer Ltd.	5,063,370	5,063,370
5	BISF	196,979	196,979
6	Urea Fertilizer Factory Ltd.	206,833	206,833
7	Palash Urea Fertilizer Factory Ltd.	50,792	50,792
8	Ashugong Fertilizer & Chemical Company Ltd.	2,361,780	2,361,780
9	Jamuna Fertilizer Company Ltd.	-	25,895
10	Shahjalal Fertilizer Co. Ltd.	28,596	28,596
	Sub-total	19,888,031	19,913,926
	Total	20,474,138	20,500,033

SCHEDULE OF TRADE DEBTORS

For the year ended 30 June 2021

Annexure- A 2

Sl. No.	Particulars	Amount in Taka	
		30 June, 2021	30 June, 2020
a	Newspapers and Publishers	782,056	782,056
b	Govt. agency	3,857,976	3,857,976
c	Dealers	2,188,677	2,188,677
	Total	6,828,709	6,828,709

a) Newspaper and publisher

Sl. No.	Particulars	Amount in Taka	
		30 June, 2021	30 June, 2020
1.	M/S. Daily Azadi	58,694	58,694
2.	" Daily Al Muzadak	7,815	7,815
3.	" Daily Borer Kagaz	5,237	5,237
4.	" Daily Banglar Bani	23,570	23,570
5.	" Daily Capital News	74,933	74,933
6.	" Daily Desh	26,902	26,902
7.	" Daily Ittifaq	33,679	33,679
8.	" Daily Janakantha	48,953	48,953
9.	" Daily Dinkal	2,375	2,375
10.	" Daily janata Barta	14,023	14,023
11.	" Daily Lal Sobuj	29,714	29,714
12.	" Daily Morning Post	95,639	95,639
13.	" Daily Millthe	20,638	20,638
14.	" Daily Purbanchal	130,850	130,850

Sl. No.	Particulars	Amount in Taka	
		30 June, 2021	30 June, 2020
15.	" Daily Probashi	25,872	25,872
16.	" Daily Pothom Allo	29,460	29,460
17.	" Weekly Bechitra	48,271	48,271
18.	" Weekly Chachanda	27,083	27,083
19.	" Weekly Robber Publication	58,692	58,692
20.	" Weekly Sobita	5,677	5,677
21.	" Weekly Samaj	10,534	10,534
22.	" Monthly Chittra path	1,980	1,980
23.	" Monthly Jhinuk	1,465	1,465
	Total	782,056	782,056

b) Govt. Agency

SL No.	Particulars	Amount in Taka	
		30 June, 2021	30 June, 2020
1	M/S. Collector of Custom	8,909	8,909
2	" Deputy Controller, Bangladesh stationery office	3,352,161	3,352,161
3	" Divisonal Forest Office	496,906	496,906
	Total	3,857,976	3,857,976

3. Dealers

S.I.	Particulars	Amount in Taka	
		30 June, 2021	30 June, 2020
1	M/S. Adnan Enterprise	26,189	26,189
2	" Al Heran Traders	6,874	6,874
3	" Al-Amin paper House	3,348	3,348
4	" Adanpak Traders	2,886	2,886
5	" Al Helal Printing Press	8,724	8,724
6	" Axis Trading Agency	367	367
7	" Agrabad Paper House	36,488	36,488
8	" Alam Enterprise	5,577	5,577
9	" Begly Paper House	18,042	18,042
10	" Bangladesh Bai Ghar	19,992	19,992
11	" B.S. Engineering	185	185
12	" Chowdhury Agency	40,876	40,876
13	" Cates & Eye	9,341	9,341
14	" Shabuddin Paper House	25,596	25,596
15	" Dhalesary Computer Paper House	51,885	51,885
16	" Ekota Enterprise	24	24
17	" Evergreen Scales & Industries	570	570
18	" Faridpur Paper House	79,323	79,323
19	" Feroza Begum	445	445
20	" Faruque Enterprise	19	19
21	" Helal & Brothers	496	496
22	" Hossain Enterprise	7,063	7,063
23	" Islam Traders	10,867	10,867
24	" Sunflower Paper House	26,127	26,127
25	" Ibrahim & Brothers	13,730	13,730



Sl. No.	Particulars	Amount in Taka	
		30 June, 2021	30 June, 2020
26	" Joy Press Ltd.	7,013	7,013
27	" Jahangir	40	40
28	" Kazi Saydul & Co.	3,565	3,565
29	" Karotha Printing & Packging	24,775	24,775
30	" Khaza Paper Mart	38,965	38,965
31	" Kamal Printing & Packging	3,788	3,788
32	" Khulna City Corporation	13,907	13,907
33	" Kamrun Nesha	109	109
34	" Khulna Hard Board Mills Ltd.	23,912	23,912
35	" Khaza Food Industries	13,942	13,942
36	" Leishek Trading	1,175	1,175
37	" Lucky Paper House	26,516	26,516
38	" Muslim Paper House	39,131	39,131
39	" Modhumoti Enterprise	46,851	46,851
40	" Mamun Brothers	15,018	15,018
41	" Masud Traders	12,689	12,689
42	" Mahabub Enterprise	20,854	20,854
43	" Metali Traders	46,119	46,119
44	" M.F. Trading Co.	20,800	20,800
45	" Mamun Biri Factory	584	584
46	" Mita Paper House	13,710	13,710
47	" M.S.C. Packging	54,375	54,375
48	" Modern Bipponi	6,393	6,393
49	" Mig Enterprise	240,573	240,573
50	" Master Trading	2,924	2,924
51	" Mozamel Paper Mart	573	573
52	" Mahabub & Brothers	1,284	1,284
53	" Menshon & Co.	6,410	6,410
54	" Shafizul Islam	2,765	2,765
55	" Muzibur Rahaman	40	40
56	" Naz Traders	29,332	29,332
57	" Nahar Trading	12,738	12,738
58	" Noor Mohammed & Sons	1,394	1,394
59	" N.K. Traders	1,210	1,210
60	" Ordioms Depo	4,530	4,530
61	" Pabna Traders	22,003	22,003
62	" Paharika Trading	10,722	10,722
63	" Paper Corner	27,668	27,668
64	" Purabi Paper Converting	10,745	10,745
65	" Paper Converting & Packging	20,306	20,306
66	" Quader & Brothers	12,417	12,417
67	" Roni Traders	12,246	12,246
68	" Rana Traders	264	264
69	" Rahaman Trading House	14,169	14,169
70	" Ruma Enterprise	3,449	3,449
71	" Rony Enterprise	11,082	11,082
72	" R.S. & Printing & Packging	39,653	39,653
73	" Rumana Traders	35,471	35,471



Sl. No.	Particulars	Amount in Taka	
		30 June, 2021	30 June, 2020
74	" Rongdhunu Paper Converting	21,278	21,278
75	" Rupum Trade Enterprise	17,405	17,405
76	" Shajhan & Brothers	19,236	19,236
77	" Samokal Bipani	42,402	42,402
78	" Sumon Enterprise	10,272	10,272
79	" Shog Enterprise	857	857
80	" Sharif enterprise	438,330	438,330
81	" Sarinika	17,728	17,728
82	" Sohana Traders	13,129	13,129
83	" Salima Enterprise	5,619	5,619
84	" S.R. Traders	1,768	1,768
85	" Shika Enterprise	12,244	12,244
86	" Shati Paper Converting	321	321
87	" Shahnaz Enterprise	29,916	29,916
88	" Sun Akriz Enterprise	118	118
89	" Trade Way Corporation	41,471	41,471
90	" Trade Syndicate	55,888	55,888
91	" Tulep Paper Converting	43,259	43,259
92	" Tacknial Enterprise	38,965	38,965
93	" Tanvirul Islam	106	106
94	" Uttora Paper House	14,231	14,231
		2,188,677	2,188,677

SCHEDULE OF OTHER RECEIVABLE
For the year ended 30 June 2021

Annexure- A3

Sl. No.	Particulars	Amount in Taka	
		30 June, 2021	30 June, 2020
1	Quami Jute Mills Ltd.	933,330	933,330
2	Other Debtors	5,973,805	5,973,805
	Less: Provision for bad debt	16,629	16,629
	Total	6,890,506	6,890,506

1 Quami Jute Mills Ltd.

FY-1973 - 74	133,330	133,330
FY-1974 - 75	160,000	160,000
FY-1975 - 76	160,000	160,000
FY-1976 - 77	160,000	160,000
FY-1977 - 78	160,000	160,000
FY-1978 - 79	160,000	160,000
Total	933,330	933,330

2 Other Debtors

Sunday Debtors (Marine Claim) (Note:2.1)	5,849,596	5,849,596
KNM Co-operative Society	45,315	39,539
Siemens	39,539	39,355
Others (Note: 2.2)	39,539	39,355



Sl. No.	Particulars	Amount in Taka	
		30 June, 2021	30 June, 2020
	Total	5,973,805	5,973,805

2.1 Sunday Debtors (Marine Claim)

Sl. No.	Particulars	30 June, 2021	30 June, 2020
1	PR-122A Court Case No. 160/78	54,824	54,824
2	PR-1240 Court Case No. 3/95	80,122	80,122
3	PR-1580 Court Case No. 11/2001	19,320	19,320
4	PR-1926 Court Case No. 2/2002	77,297	77,297
5	PR-1656 Court Case No. 22/2002	245,378	245,378
6	Decl-3026 Court Case No. 19/2002	488,392	488,392
7	Decl-2890 Court Case No. 8/2002	1,950,000	1,950,000
8	PR-1649 Court Case No. 8/2002	2,933,642	2,933,642
9	Advance against air aviation	621	621
	Total	5,849,596	5,849,596

2.2. Others

Sl. No.	Particulars	Amount in Taka	
		30 June, 2021	30 June, 2020
1	Bangladesh Paper Dept.	5,888	5,888
2	Nirbahi Prawkaushali	2,100	2,100
3	Executive Engineer	5,075	5,075
4	Executive Engineer	2,082	2,082
5	Kagoji Saw Mills	2,321	2,321
6	Kushtia Sugar Mills	250	250
7	Masrafi Traders	9,401	9,401
7	Manager Unite "O"	750	750
8	Khulna Port Authority	8,250	8,250
9	Platinum Jubilee Jute Mills Ltd.	2,779	2,779
10	Super Engineering	459	459
	Total	39,355	39,355





SCHEDULE OF FDR
For the year ended 30 June 2021

Annexure- A-5

Sl. No.	Particulars	Amount in Taka	
		30 June, 2021	30 June, 2020
List of FDR Statement			
1.	Bangladesh Krishi Bank, Local principal office br. FDR no. 675373/20607, Date: 29/6/2021	162,900,000	-
2.	BASIC Bank Ltd., Dilkusha br. FDR no. 214037, A/C: 1518-01-0019634, Date: 29/6/2021	250,000,000	-
3.	BASIC Bank Ltd., Moulvi Bazar br. FDR no. 103337/1018-01-0006108/2021, Date: 29/6/2021	50,000,000	-
4.	BASIC Bank Ltd., Banani br. FDR no. 118986/4718-01-00007061, Date: 29/6/2021	100,000,000	-
5.	BASIC Bank Ltd., Shantinagar br. FDR no. 209650/0918-01-0019447, Date: 29/6/2021	50,000,000	-
Total FDR Amount		612,900,000	-





SCHEDULE OF ADVANCES, DEPOSITS AND PREPAYMENTS
For the year ended 30 June 2021

Anexxure- A 4

Sl. No.	Particulars	Amount in Taka	
		30 June, 2021	30 June, 2020
1	Advances (3.1)	6,913,057	6,826,804
2	Deposits (3.2)	750,400	750,400
		7,663,457	7,577,204
3.1	ADVANCE		
a	Advance against Salaries and Wages	15,586	15,586
b	Advance against Others	143,734	57,481
c	Advance to Suppliers for goods supply	6,011,750	6,011,750
d	Advance to Suppliers for expenses	265,598	265,598
e	Advance against pay off bill	476,389	476,389
		6,913,057	6,826,804

b. Advance against Others

Sl No.	Name	Designation		
1	Md. Nurullah	Dy. Manager (Admn.)	18,604	18,604
2	Md. Nurul Huq.	Security Inspector	2,610	-
3	Md. Maznur Rahman	Sr. Clerk	166,133	12,928
4	Ekram Ullah Khondaker,	DGM (Admn.)	-	625
5	Mr. Joti Broto Day	Asstt. Engineer (Elect.)	125	125
6	Md. Shafiqul Islam	Electrical Engineer	1,470	1,470
7	Md. Lutfor Rahman	Office Asstt.	952	952
8	Md. Lal mohammed	Store Keper	-	5,000
9	Md. Shahabuddin Mia	Record Sorter	260	260
10	Md. Rabiul Awal	Security Incharge	200	200
11	Md. Shamsul Haque	Driver.	860	667
12	Md. Hafizur Rahman	Sr. Clerk	350	350
13	Md. Harun-or-Rashid	Office Asstt.	16,300	16,300
14	Md.Aminur Rahman	Accounts Officer	85,000	-
	Total		292,864	57,481

c) Advance to Suppliers for goods supply

1	M/S. A. Sattar & Sons	21,802	21,802
2	M/S. A.B. Printing	2,076	2,076
3	M/S. Associated Sales & Service	9,575	9,575
4	M/S. Akin & Co.	586	586
5	M/S. A. Hye Abdullah Saw Mill	1,874	1,874
6	M/S. Al-Amin Cutpice House	14,775	14,775
7	M/S. Agricon Ltd.	666	666
8	M/S. B.O.C	408,525	408,525
9	M/S. BITAC	2,874,677	2,874,677
10	M/S. Bastry Sambher	54,756	54,756
11	M/S. Bangladesh Rubber Industries	13,823	13,823
12	M/S. Bangladesh Police BDR Store	17,407	17,407
13	M/S. Bangladesh Welding Electrodes (pvt.) Ltd.	9,825	9,825





এ. মতীন এন্ড কোং
A. MATIN & CO.
 Chartered Accountants

Sl. No.	Particulars	Amount in Taka	
		30 June, 2021	30 June, 2020
14	M/S. Bangladesh Enterprise	3,000	3,000
15	M/S. Bengle Rubber Industries	8,280	8,280
16	M/S. Bangladesh Forest Industries Dev. Crop.	4,798	4,798
17	M/S. Bangladesh Cable Shilpo Ltd.	11,283	11,283
18	M/S. B.F Enterprise	3,200	3,200
19	M/S. Bagrahbade Gass System Ltd.	16,361	16,361
20	M/S. B.R.B Cable Industries Ltd.	17,054	17,054
21	M/S. B. N Trading	5,244	5,244
22	M/S. Biplap Enterprise	31,384	31,384
23	M/S. Barger Paints	25,710	25,710
24	M/S. Bismillah Rubber Industries	840	840
25	M/S. Calcutta Rubber Industries	2,950	2,950
26	M/S. Ctg. Engineering Works	4,080	4,080
27	M/S. Cresent United Industries	3,890	3,890
28	M/S. M/S. Chowdhury Mill Store	700	700
29	M/S. Dutez Bangladesh. Ltd.	7,620	7,620
30	M/S. Delta Agencies	1,800	1,800
31	M/S. Eastern Type Writer & Co.	16,500	16,500
32	M/S. Estern Cable Ltd.	91,210	91,210
33	M/S. M/S. Faridpur Suger Mill	6,600	6,600
34	M/S. Feroj Electrical	5,356	5,356
35	M/S. Feny Electric House	13,847	13,847
36	M/S. Ferdus Store	3,322	3,322
37	M/S. Farque Enterprise	26,700	26,700
38	M/S. Feroj Metal & Foundry Engineering Works	4,450	4,450
39	M/S. Gazi Wire Ltd.	102,745	102,745
40	M/S. Gulzar Store	16,000	16,000
41	M/S. Hasan Traders	1,121	1,121
42	M/S. Housing & Settlement	43,261	43,261
43	M/S. Hysons Electric & Co.	40,545	40,545
44	M/S. H.B Sayed Ltd.	2,705	2,705
45	M/S. H.K Trading House	40,350	40,350
46	M/S. Hossain Elec. Industries	6,650	6,650
47	M/S. International Office Machine	2,850	2,850
48	M/S. Jaynab Store	7,680	7,680
49	M/S. Kakoli Press	4,000	4,000
50	M/S. K.I.T.C	31,121	31,121
51	M/S. Koraishe Steel Ltd.	19,231	19,231
52	M/S. K.S. B Pump Company	32,806	32,806
53	M/S. KHL Electric Works	11,500	11,500
54	M/S. Karnofuli Prokalpo Head Office	26,465	26,465
55	M/S. K.A Mokarom	25,000	25,000
56	M/S. Kohinoor Chemical Company (BD) Ltd.	22,160	22,160
57	M/S. Khan Enterprise	9,280	9,280
58	M/S. Lucky Marin & Hardwere Store.	52	52
59	M/S. Magnet Service	19,501	19,501
60	M/S. Khulna Hardware Store	4,050	4,050





এ. মতীন এন্ড কোং
A. MATIN & CO.
 Chartered Accountants

Sl. No.	Particulars	Amount in Taka	
		30 June, 2021	30 June, 2020
61	M/S. Mowlana Noor Mohmmad	4,587	4,587
62	M/S. Mehar Industries Ltd.	57,063	57,063
63	M/S. Mil Nurse Pump Ltd.	192,287	192,287
64	M/S. Mollah S. Ahmmad & Co.	1,595	1,595
65	M/S. Magnet Service	6,995	6,995
66	M/S. Moynamoti Traders	6,709	6,709
67	M/S. Nasir Saw Mill	26,038	26,038
68	M/S. National Tubes Ltd.	268,637	268,637
69	M/S. National Electric Store	1,880	1,880
70	M/S. Navana Motors	35,335	35,335
71	M/S. Nurania Store	4,095	4,095
72	M/S. New Bangal Stationary	1,660	1,660
73	M/S. New Bangladesh Stationary	4,135	4,135
74	M/S. New Light House	62,959	62,959
75	M/S. N. M Hardware Store	57,142	57,142
76	M/S. Paper Converting & Packing	45,242	45,242
77	M/S. Planing Manager	7,370	7,370
78	M/S. Progati Industries Ltd.	14,891	14,891
79	M/S. Paruma Eastern Ltd.	7,830	7,830
80	M/S. Public Health Engineer	170,682	170,682
81	M/S. Pubali Bank Ltd.	30,366	30,366
82	M/S. Purobi Automobiles	15,303	15,303
83	M/S. Rang Ghar	28,725	28,725
84	M/S. Rahman & Sons	47,850	47,850
85	M/S. Reliance Saw Mill	5,566	5,566
86	M/S. Rio International	17,888	17,888
87	M/S. Rupali Marine Store	8,000	8,000
88	M/S. Rentu Colour House	47,250	47,250
89	M/S. Rasowan Enterprise	3,496	3,496
90	M/S. R.P Traders	43,750	43,750
91	M/S. Rupsha Chemicals	900	900
92	M/S. Sagor Enterprise	16,410	16,410
93	M/S. Sunderbon Traders	35,506	35,506
94	M/S. Shamim Brothers	21,340	21,340
95	M/S. Standard Stationers	2,460	2,460
96	M/S. Sapla Foundary	1,010	1,010
97	M/S. S.I Housing Works	16,500	16,500
98	M/S. Sumoon Stationary	6,040	6,040
99	M/S. Saleha Trading	5,602	5,602
100	M/S. Sohag Store	11,180	11,180
101	M/S. Shikder Enterprise	4,150	4,150
102	M/S. Sadi Enterprise	80,904	80,904
103	M/S. S.A Enterprise	77,873	77,873
104	M/S. Sara Trading Corporation	720	720
105	M/S. S.K Traders	82,500	82,500
106	M/S. Sony Enterprise	20,700	20,700
107	M/S. Sonali Art Printers	9,990	9,990





এ. মতীন এন্ড কোং
A. MATIN & CO.
 Chartered Accountants

Sl. No.	Particulars	Amount in Taka	
		30 June, 2021	30 June, 2020
108	M/S. Turbans Saw Mill	10,270	10,270
109	M/S. Telephone Shilpa Songstha	10,128	10,128
110	M/S. Trading Corporation Of Bangladesh	64,000	64,000
111	M/S. Tanvir Battery & Co.	13,422	13,422
112	M/S. Universal Traders Ltd.	38,000	38,000
113	M/S. Ureka Furniture	7,500	7,500
114	M/S. Valeeka Woolem Mills Ltd.	33,703	33,703
		6,011,750	6,011,750

d) Advance to Suppliers for expenses

1	M/S. Divisional Forest Office Sylhet	215,000	215,000
2	M/S. Delmure trade Link	21,144	21,144
3	M/S Navana Ltd	3,450	3,450
4	M/S Telmac Ltd	7,264	7,264
5	M/S Zaman Engg. Works	16,000	16,000
6	Dist. Adj. of Ansar & VDP	2,740	2,740
		265,598	265,598

e) Advance against pay off bill

Name of Labour/Staff	Designation		
Mr. Akbar Hossain	Helper (Elect.)	1,225	1,225
Mr. Habibur Rahman	Staincil cum specification Man	36,679	36,679
Mr. Rafiqul Islam	Book Binder	396,750	396,750
Mr. Abul Bashar	Crane Driver	1,000	1,000
Mr. Shirajul Islam	Saw Operator	50,282	50,282
Mr. Shihab Ullah	Sukani	(10,364)	(10,364)
Mr. Mofijul Hoque	Lead Hand	817	817
		476,389	476,389

3.2 DEPOSIT

A. Deposit with Govt.

i) Revolving A/c Current with Customs and other Department	721,964	721,964
ii) Deposit for Sales Tax	12,503	12,503
	734,467	734,467
B. Security Deposit	15,934	15,934
	750,400	750,400

Revolving A/C Current with Customs and others Department :

SI No.	Particulars	30.06.2021 Taka	30.06.2020 Taka
1	Benapol Custom	127,535	127,535
2	Dhaka Custom	463,211	463,211
3	G. P. O	100	100
4	Telephone Office, Khulna	1,050	1,050
5	Telephone Office, Khalishpur	111,500	111,500
6	Super Incharge Telephone	10,000	10,000





এ. মতীন এন্ড কোং
A. MATIN & CO.
Chartered Accountants

Sl. No.	Particulars	Amount in Taka	
		30 June, 2021	30 June, 2020
7	Custom VAT	8,568	8,568
	Total	721,964	721,964

Security Deposit :

SI No.	Particulars	30.06.2021 Taka	30.06.2020 Taka
1	Bangladesh Oxigen	2,920	2,920
2	Burma Estern Ltd.	2,100	2,100
3	Sundarban Traders	2,835	2,835
4	Bangladesh Timber Supply	100	100
5	Fazlul Hoque	288	288
6	Gini Sona	100	100
7	Gold	1	1
8	Kamrul	1,761	1,761
9	Haider	500	500
10	Proti	1,000	1,000
11	Rupsha Dhoc Yard	500	500
12	Renex International	500	500
13	Shaleha Trading	1,328	1,328
14	Sayed Brother	1,500	1,500
15	Shaikh Mohammad Mostofa	500	500
		15,934	15,934

SCHEDULE OF CREDITORS FOR GOODS SUPPLIED
For the year ended 30 June 2021

Annexure - B 1

SI No.	Particulars	Govt./Semi Govt.	Private	Amount in Taka	
				30 June 2021	30 June 2020
1	M/s. B.P.D.B.	1,318,978	-	1,318,978	1,318,978
2	" CD/VAT Custom House	68,924,974	-	68,924,974	68,924,974
3	" Insurance (SBC)	2,155,321	-	2,155,321	2,155,321
4	" Jamuna oil company (BPC)	42,619,949	-	42,619,949	42,619,949
5	" KHL. Shipyard	5,409,074	-	5,409,074	5,409,074
6	" Meghna Petroleum (BPC)	43,213,182	-	43,213,182	43,213,182
7	" Padma oil company (BPC)	100,063,260	-	100,063,260	100,063,260
8	" Shadaran Bima corporation	818,625	-	818,625	818,625
9	" Bangladesh Railway	366,293	-	366,293	366,293
10	" Renwick Jageswar (BSFIC)	2,316,420	-	2,316,420	2,316,420
11	" BITAC	618,304	-	618,304	618,304
12	" National Tubes (BSEC)	179,807	-	179,807	179,807
13	" Asma Limited	-	308,201	308,201	308,201
14	" Evergreen Corporation	-	110,254	110,254	110,254
15	" Akota Jute	-	403,794	403,794	403,794
16	" Khulna Scientific Store	-	296,131	296,131	296,131
17	" New Engineering Constructio	-	59	59	59
18	" Alums Industries	-	59,728	59,728	59,728





এ. মতীন এন্ড কোং
A. MATIN & CO.
Chartered Accountants

Sl. No.	Particulars		Amount in Taka		
			30 June, 2021	30 June, 2020	
19	" Sharfaraz Hardware	-	182,893	182,893	182,893
20	" Azad Traders	-	134,575	134,575	134,575
21	" Ali Enterprise	-	126,263	126,263	126,263
22	" Jungle Pioneer	-	184,046	184,046	184,046
23	" Peoples Chemi Industries	-	62,923	62,923	62,923
24	" Rajshahi Hardware	-	7,021	7,021	7,021
25	" Lima Enterprise	-	68,765	68,765	68,765
26	" Rahama Afrose	-	43,960	43,960	43,960
27	" Sumoon Traders	-	22,779	22,779	22,779
28	" BHL Ltd.	-	37,168	37,168	37,168
29	" Estern Tubes Ltd. (BSEC)	33,854	-	33,854	33,854
30	" Kabir Enterprise	-	44,424	44,424	44,424
31	" Pumps Bang Ltd.	-	32,000	32,000	32,000
32	" Progat Eng. Works	-	9,600	9,600	9,600
33	" Salim Brothers & Co.	-	33,111	33,111	33,111
34	" S. Gazi & Co.	-	43,228	43,228	43,228
35	" Sena Kalyen	-	30,500	30,500	30,500
36	" Atlas Bangladesh Ltd. (BSEC)	19,500	-	19,500	19,500
37	" Alam Brothers	-	12,640	12,640	12,640
38	" AM & K International	-	18,982	18,982	18,982
39	" AG & Co.	-	18,364	18,364	18,364
40	" Bang. Paper Conver.	-	22,031	22,031	22,031
41	" Cense	-	30,193	30,193	30,193
42	" Damico	-	33,171	33,171	33,171
43	" General Elect.	-	14,375	14,375	14,375
44	" Hazi Dawood & Co.	-	32,197	32,197	32,197
45	" Habib General Ltd.	-	21,048	21,048	21,048
46	" KHB Soyeed Ltd.	-	20,920	20,920	20,920
47	" Queen Chemical	-	11,781	11,781	11,781
48	" Sanoon Traders	-	25,085	25,085	25,085
49	" Sabed Ali & Sons	-	12,027	12,027	12,027
50	" Sence	-	32,718	32,718	32,718
51	" Bang. T & T Boord	-	12,843	12,843	12,843
52	" The Telegraph	-	7,840	7,840	7,840
53	" Wata Chemicals	-	491,123	491,123	491,123
54	" Chemical Engineering	-	730,234	730,234	730,234
55	" Bangladesh Match Factory	-	40,676	40,676	40,676
56	" Saroni Enterprise	-	675	675	675
57	" Natural Gas Fertilizer Factory	15,910	-	15,910	15,910
58	" Alamin Agency	-	11,300	11,300	11,300
59	" Marine Centre	-	1,220	1,220	1,220
60	" Khulna Police Store	-	1,154	1,154	1,154
61	" Sarfaraz Hardware	-	929	929	929
62	" Abdul Store	-	1,100	1,100	1,100
63	" Bangladesh Industries	-	29,607	29,607	29,607
64	" Marine Centre	-	6,742	6,742	6,742
65	" Marine Centre	-	2,700	2,700	2,700



Sl. No.	Particulars		Amount in Taka		
			30 June, 2021	30 June, 2020	
66	" Bangladesh Industries	-	1,900	1,900	1,900
67	" Sarfaraz Hardware	-	285	285	285
68	" Nasrin Enterprise	-	1,020	1,020	1,020
69	" Atlas Traders	-	340	340	340
70	" Atlas Traders	-	525	525	525
71	" City Paint Suppliers	-	400	400	400
72	" Nasrin Enterprise	-	740	740	740
73	" Nasrin Enterprise	-	750	750	750
74	" Nasrin Enterprise	-	1,290	1,290	1,290
75	" Obydul Haque	-	1,438	1,438	1,438
76	" Coscor Departmental Store	510	-	510	510
77	" Mohmmadia Hardware	-	1,552	1,552	1,552
78	" Nasrin Enterprise	-	250	250	250
79	" Obydul Haque	-	5,521	5,521	5,521
80	" Promise Traders	-	1,150	1,150	1,150
81	" Nasrin Enterprise	-	1,900	1,900	1,900
82	" R.B. Enterprise	-	724	724	724
83	" Chittagong Chemical Complex	2,980	-	2,980	2,980
84	" Nasrin Enterprise	-	240	240	240
85	" Bangladesh Industries	-	40,900	40,900	40,900
86	" Dada Match Works	-	2,256	2,256	2,256
87	" Promise Trade International	-	1,150	1,150	1,150
88	" Bangladesh Auto Mobiles	-	1,577	1,577	1,577
89	" Tawsu Trading	-	1,089	1,089	1,089
90	" Interwing Corporation	-	1,340	1,340	1,340
91	" Mordern Engg. Works	-	1,890	1,890	1,890
92	" Khan Enterprise	-	222	222	222
93	" East Bengal Suppliers	-	524	524	524
94	" Rupali Enterprise	-	280	280	280
95	" National Trading	-	3,762	3,762	3,762
96	" Pahari	-	1,594	1,594	1,594
97	" Warshi Pring Press	-	3,589	3,589	3,589
98	" Mohmmadia Hardware Store	-	750	750	750
99	" Taslim Marine Store	-	610	610	610
100	" Jalil Engg. Works	-	600	600	600
101	" Warshi Pring Press	-	6,380	6,380	6,380
102	" Nasrin Brothers	-	480	480	480
103	" East Bengal Suppliers	-	368	368	368
104	" Tax & Co.	-	1,206	1,206	1,206
105	" Kathakali printers	-	5,400	5,400	5,400
106	" Eastern Trading	-	575	575	575
107	" Trade Co. Ltd.	-	792	792	792
108	" Dimond Traders	-	1,488	1,488	1,488
109	" Interwing Corporation	-	2,048	2,048	2,048
110	" Tade & Co.	-	308	308	308
111	" Zia Printing & Publication	-	475	475	475
112	" Warshai Printing Press	-	5,880	5,880	5,880



এ. মতীন এন্ড কোং
A. MATIN & CO.
 Chartered Accountants

Sl. No.	Particulars			Amount in Taka	
				30 June, 2021	30 June, 2020
113	" Evergreen Corporation	-	2,002	2,002	2,002
114	" Bengal Hardware Store	-	340	340	340
115	" Bangladesh Krishi Unnoyon	-	1,386	1,386	1,386
116	" Evergreen Corp.	-	10,080	10,080	10,080
117	" Evergreen Corp.	-	2,609	2,609	2,609
118	" Trade Co.	-	1,089	1,089	1,089
119	" Shafiullah Enterprise	-	460	460	460
120	" Nahar Trading Agency	-	428	428	428
121	" Ronex International	-	3,500	3,500	3,500
122	" Trade Co.	-	1,089	1,089	1,089
123	" Adept Corp.	-	495	495	495
124	" Nahar Trading Agency	-	792	792	792
125	" Nahar Trading Agency	-	572	572	572
126	" Arif Store	-	220	220	220
127	" Nave Co. International	-	990	990	990
128	" M.F. Jaman & Brothers	-	713	713	713
129	" Khata Kali Printers	-	968	968	968
130	" Trade & Co.	-	840	840	840
131	" Trade & Co.	-	736	736	736
132	" Rahim Afroj BD Ltd.	-	14,278	14,278	14,278
133	" Narin Wasim Ltd.	-	46,539	46,539	46,539
134	" Uksma Umbrella	-	440	440	440
135	" National Tubes Ltd. (BSEC)	3,858	-	3,858	3,858
136	" Kata Kali printers	-	287	287	287
137	" Zaman Engg. Works	-	3,600	3,600	3,600
138	" Adept. Corp.	-	388	388	388
139	" M.R. Traders	-	690	690	690
140	" M. Rahman & Co.	-	325	325	325
141	" Fatema Enterprise	-	891	891	891
142	" East Bengal Suppliers	-	440	440	440
143	" Emdad Traders	-	23,646	23,646	23,646
144	" Trio Technic	-	738	738	738
145	" Shohel Enterprise	-	6,750	6,750	6,750
146	" Sabur & Brothers	-	810	810	810
147	" East Bengal Suppliers	-	1,897	1,897	1,897
148	" Quaid Johar Motors Parts	-	203	203	203
149	" Saleha Pring Press	-	5,600	5,600	5,600
150	" Satu Pring	-	938	938	938
151	" A.K.M. Sanaullah	-	224	224	224
152	" Meraj Hardware Store	-	4,445	4,445	4,445
153	" Shafiullah Enterprise	-	490	490	490
154	" Barzer Paint Ltd.	-	12,020	12,020	12,020
155	" Power International	-	58,055	58,055	58,055
156	" A.K.M. Sanaullah	-	594	594	594
157	" Barzer Paint Ltd.	-	3,550	3,550	3,550
158	" Barzer Paint Ltd.	-	4,500	4,500	4,500
159	" Centuri Paint Ltd.	-	725	725	725





এ. মতীন এন্ড কোং
A. MATIN & CO.
 Chartered Accountants

Sl. No.	Particulars	Amount in Taka	
		30 June, 2021	30 June, 2020
160	" Barzer Paint Ltd.	17,100	17,100
161	" Marine Construction	500	500
162	" Honesty bearing House	7,900	7,900
163	" A.k. Trading Corp.	1,032	1,032
164	" Abdul Wahab	5,400	5,400
165	" Khulna Metal Industries	8,232	8,232
166	" A.k. Trading Corp.	475	475
167	" Haider Traders	446	446
168	" Al-Noor Printing	720	720
169	" Navana Auto Mobiles	840	840
170	" Marine Chemical Ltd.	6,349	6,349
171	" Haider Traders	875	875
172	" Sarfaraz Hardware & Mill Sto	9,900	9,900
173	" Leather Mohal	2,450	2,450
174	" Adept Corp.	264	264
175	" Hasan Enterprise	287	287
176	" Medina Metal Works	5,500	5,500
177	" Shohel Enterprise	310	310
178	" Padodhuli Enterprise	600	600
179	" New S.K. Tailors	16,250	16,250
180	" Padodhuli Enterprise	239	239
181	" Asma Traders	597	597
182	" East Bengal Suppliers	711	711
183	" Modern Rubber Industries	950	950
184	" East Bengal Suppliers	2,057	2,057
185	" Kalipoda Karmakar	225	225
186	" Rubi Enterprise	844	844
187	" Rubi Enterprise	238	238
188	" Ahmadia Art press	353	353
189	" Shafiullah Enterprise	1,300	1,300
190	" Ansary Brothers	521	521
191	" Hasan & Sons	422	422
192	" The Femous Elctrication	2,000	2,000
193	" Rubi Enterprise	1,923	1,923
194	" Khulna Packing & Converting	8,000	8,000
195	" Joinal Abedin Traders	3,100	3,100
196	" Day Stape Bangladesh Ltd.	7,620	7,620
197	" Ahmed & Co.	2,250	2,250
198	" Honestry Bearing House	62,136	62,136
199	" Biddut Bichitra	297	297
200	" East Bengal Suppliers	1,927	1,927
201	" Haque Traders	3,450	3,450
202	" Ordinance Department	37,400	37,400
203	" Haque Traders	1,340	1,340
204	" Hasan Enterprise	2,333	2,333
205	" Technical Bangladesh Ltd.	1,180	1,180
206	" Micro Tools & machinery	6,178	6,178



Sl. No.	Particulars		Amount in Taka		
			30 June, 2021	30 June, 2020	
207	" Moushumi Electronic	-	410	410	410
208	" Rubi Enterprise	-	380	380	380
209	" National Iron Ind.	-	219	219	219
210	" Jublee Traders	-	12,800	12,800	12,800
211	" Al-Noor Printers	-	2,304	2,304	2,304
212	" Hasan Enterprise	-	350	350	350
213	" Associate Scale Service	-	3,500	3,500	3,500
214	" Sonali Auto House	-	2,900	2,900	2,900
215	" Sohel Enterprise	-	773	773	773
216	" M.R. Enterprise	-	249	249	249
217	" Karotoa Motors	-	828	828	828
218	" Karotoa Motors	-	1,116	1,116	1,116
219	" Polash Enterprise	-	17,996	17,996	17,996
220	" Paradise Carboon Industries	-	1,680	1,680	1,680
221	" A.K. Trading Corp.	-	281	281	281
222	" Packing Auto	-	820	820	820
223	" Atlas bangladesh (BSEC)	50,000	-	50,000	50,000
224	" Jago industries	-	246,000	246,000	246,000
225	" Golden Construction	-	2,688	2,688	2,688
226	" M.S. Bearing	-	1,748	1,748	1,748
227	" Ispahani Agency Ltd.	-	28,364	28,364	28,364
228	" A.K. Trading corporation	-	240	240	240
229	" Korotoa Motors	-	3,926	3,926	3,926
230	" Sarfarez Hardware & Mills Ltd	-	1,891	1,891	1,891
231	" Kamal Traders	-	1,176	1,176	1,176
232	" Shabi & brothers	-	650	650	650
233	" Bearing Service	-	18,700	18,700	18,700
234	" Kamal Traders	-	1,172	1,172	1,172
235	" Alam Machinery	-	180,750	180,750	180,750
236	" Bakhrrabad Gas System Compa	104,445	-	104,445	104,445
237	" Letes Ltd.	-	223,773	223,773	223,773
238	" Hasan Enterprise	-	296	296	296
239	" B.F. Enterprise	-	3,200	3,200	3,200
240	" Nahar Kr. Karmoker	-	360	360	360
241	" New Light House	-	1,144	1,144	1,144
242	" A.K. Trading Corp.	-	3,170	3,170	3,170
243	" Habib Traders	-	950	950	950
244	" Karotoa Motors	-	3,020	3,020	3,020
245	" Rubi Traders	-	2,126	2,126	2,126
246	" Moon Enterprise	-	910	910	910
247	" Sarfaraz Hardware	-	1,368	1,368	1,368
248	" Chowdhury Mill Store	-	3,626	3,626	3,626
249	" New Light House	-	2,717	2,717	2,717
250	" East Bengal Suppliers	-	1,255	1,255	1,255
251	" Joint traders	-	211	211	211
252	" Joarder Chemicals	-	11,235	11,235	11,235
253	" New Light House	-	272	272	272



এ. মতীন এন্ড কোং
A. MATIN & CO.
 Chartered Accountants

Sl. No.	Particulars	Amount in Taka		
			30 June, 2021	30 June, 2020
254	" Joarder Chemicals	-	12,537	12,537
255	" Anupam Art Printers	-	990	990
256	" Hasan Enterprise	-	396	396
257	" Zaman Engg. Works	-	30,238	30,238
258	" Anupam Art Printers	-	1,750	1,750
259	" Habib Plastic Industry	-	9,812	9,812
260	" Khulna Biddut Union Centre	-	24,320	24,320
261	" Micro Tools & Machinery	-	2,978	2,978
262	" East Bengal Suppliers	-	1,300	1,300
263	" Royal Glass House	-	210	210
264	" Energy Pack.	-	500	500
265	" A.K. Trading Corp.	-	288	288
266	" Rena Electric Work	-	800	800
267	" Kazi Enterprise	-	2,333	2,333
268	" Khagon Das	-	360	360
269	" Mohammadia Hardware	-	2,298	2,298
270	" Mohammadia Hardware	-	875	875
271	" International Watch Co.	-	2,100	2,100
272	" Star Garments	-	1,845	1,845
273	" Mohammadia Hardware	-	450	450
274	" " Mohammadia Hardware	-	789	789
275	" Mamun Electric	-	1,850	1,850
276	" Kamal Traders	-	1,392	1,392
277	" A.K. Trading	-	351	351
278	" Hossain Enterprise	-	414	414
279	" East Bengal Suppliers	-	1,666	1,666
280	" Polash Enterprise	-	660	660
281	" R.S. Traders	-	500	500
282	" Pia Enterprise	-	433	433
283	" Mamun Electricals	-	760	760
284	" Nippon Electric	-	300	300
285	" Haque Traders	-	510	510
286	" Hasan Enterprise	-	18,330	18,330
287	" East Bengal Suppliers	-	1,905	1,905
288	" Jabin Enggg. Works	-	600	600
289	" Meraj Hardware Store	-	1,000	1,000
290	" Micro Tools & Machinery	-	2,728	2,728
291	" Joint Traders	-	651	651
292	" Shafi Metals	-	375	375
293	" Shihab Enterprise	-	1,496	1,496
294	" Biddut Enterprise	-	10,920	10,920
295	" Al-Noor Printers	-	10,740	10,740
296	" Joint Traders	-	609	609
297	" National Iron Industries	-	2,192	2,192
298	" Aminul Haque Karmoker	-	600	600
299	" Bitaran & Biponi	-	5,120	5,120
300	" Tina Electricals	-	716	716





এ. মতীন এন্ড কোং
A. MATIN & CO.
Chartered Accountants

Sl. No.	Particulars			Amount in Taka	
				30 June, 2021	30 June, 2020
301	" Mordern Rubber Industries	-	1,100	1,100	1,100
302	" Joint Traders	-	2,695	2,695	2,695
303	" Mohammadia Hardware	-	539	539	539
304	" Mohammadia Hardware Mart	-	750	750	750
305	" Mordern Rubber Industries	-	12,360	12,360	12,360
306	" Mohammadia Hardware	-	320	320	320
307	" Tata Automobiles	-	2,800	2,800	2,800
308	" Feroz Electricals	-	2,400	2,400	2,400
309	" Rena Electronic	-	1,454	1,454	1,454
310	" Joint Traders	-	300	300	300
311	" Polash Hardware	-	220	220	220
312	" Rena Electricals	-	2,407	2,407	2,407
313	" Aziz Motors	-	350	350	350
314	" Perfect Engg. Works	-	396	396	396
315	" New Light House	-	275	275	275
316	" Micro tools & Machinery	-	1,460	1,460	1,460
317	" Kamal Traders	-	798	798	798
318	" National Rubber & Spares	-	750	750	750
319	" National Rubber & Spares	-	1,200	1,200	1,200
320	" Perfect Engg.	-	1,178	1,178	1,178
321	' Mehar Industries (BACC)	2,000	-	2,000	2,000
322	" Rena Electricals	-	766	766	766
323	' Rainwick jagewar & Co. (BSFI)	44,210	-	44,210	44,210
324	" Tanvir Enterprise	-	3,594	3,594	3,594
325	" Bastro Sembbar	-	37,725	37,725	37,725
326	" Perfect Engg.	-	595	595	595
327	" Rahim Battery	-	2,560	2,560	2,560
328	" Mamun Electricals	-	420	420	420
329	" New Light House	-	535	535	535
330	"Rahima Bostorlay	-	704	704	704
331	" Babbi Hardware	-	210	210	210
332	" Dhaka Light House	-	530	530	530
333	" Meraj Hardware Store	-	1,136	1,136	1,136
334	" Kamal Traders	-	861	861	861
335	" Kamal Traders	-	204	204	204
336	" Bangladesh Oxygen Ltd.	-	1,846	1,846	1,846
337	" S.I. Mollik & Sons	-	300	300	300
338	" Mamun Electricals	-	1,250	1,250	1,250
339	" Micro Tools & Machinery	-	14,680	14,680	14,680
340	" Al-Noor Printing	-	2,792	2,792	2,792
341	" Rena Electric Works	-	390	390	390
342	" Haque Traders	-	215	215	215
343	" Rena Electric Works	-	1,500	1,500	1,500
344	" Shafi Metal & Engg. Works	-	1,598	1,598	1,598
345	" Bangladesh Oxygen Ltd.	-	2,015	2,015	2,015
346	" Khan & Sons Engg. Works	-	1,500	1,500	1,500
347	" Shohel Enterprise	-	8,355	8,355	8,355





এ. মতীন এন্ড কোং
A. MATIN & CO.
 Chartered Accountants

Sl. No.	Particulars	Amount in Taka	
		30 June, 2021	30 June, 2020
348	" Kashem Foundry & Engg.	7,000	7,000
349	" Haque Traders	1,240	1,240
350	" Faruque Enterprise	840	840
351	" K.A. Mokaram	25,000	25,000
352	" Janata Trading	219	219
353	" Eagle Box & Carton Mfg.	104,880	104,880
354	" Telephone Shilpo Sangstha	12,297	12,297
355	" National tube Ltd.	20,587	20,587
356	" Amzad Hossain Khan	649	649
357	" Mamun Electric	9,970	9,970
358	" National Rubber & Spares	360	360
359	" Bangladesh Oxygen Ltd.	621	621
360	" Kohinoor Chemical Co.	18,000	18,000
361	" New Light House	384	384
362	" Amzad Hossain Sona	508	508
363	" Orient Construction Co.	3,800	3,800
364	" Elahy Hardwere Store	360	360
365	" Moshiuddin	3,786	3,786
366	" Sarfaraz Hardwere & Mill Sto	266	266
367	" Meraj Hardwere Store	600	600
368	" Faruque Enterprise	300	300
369	" Rena Electric Works	308	308
370	" Goljar Store	16,000	16,000
371	" Rena Electric Works	1,242	1,242
372	" Ryed Electric House	415	415
373	" Iqbal Trading Corp.	3,315	3,315
374	" Mohammadia Hardwere Mart	3,300	3,300
375	" New Light House	896	896
376	" Gopal Karmoker	912	912
377	" Reyed Electric House	3,114	3,114
378	" Sarfaraz Hardwere	6,519	6,519
379	" Karnaphuli Shipping Ltd. (KPN	27,245	27,245
380	" Moon Light Enterprise	510	510
381	" Regent Enterprise	348	348
382	" Joynab Store	5,550	5,550
383	" Haque Traders	4,550	4,550
384	" Delta Agency	490	490
385	" Faruque Enterprise	452	452
386	" Moon Electric House	340	340
387	" Diddut Hichitra	436	436
388	" Haque Traders	680	680
389	" East Bengal Suppliers	13,687	13,687
390	" Shohel Enterprise	994	994
391	" Kazi Enterprise	247	247
392	" Bengal Engg. Works	1,044	1,044
393	" Zaman & Co.	402	402
394	" Haque Traders	1,350	1,350





এ. মতীন এন্ড কোং
A. MATIN & CO.
 Chartered Accountants

Sl. No.	Particulars	Amount in Taka		
		30 June, 2021	30 June, 2020	
395	" Biddut Bichitra	- 1,458	1,458	1,458
396	" BHL Enterprise	- 280	280	280
397	" Kamal Traders	- 214	214	214
398	" Ryed Electric House	- 506	506	506
399	" Kashem Foundry & Engg. Wo	- 30,172	30,172	30,172
400	" Milners Pump Ltd.	- 79,674	79,674	79,674
401	" Joint Readers	- 3,520	3,520	3,520
402	" National Cartoon Co.	- 7,940	7,940	7,940
403	"Rubel Enterprise	- 320	320	320
404	" A. K. Trading Corporation	- 624	624	624
405	" Aziz Engg. Works	- 880	880	880
406	" Mohammaia Hardware	- 4,630	4,630	4,630
407	" Rena & Brothers Engg. Works	- 948	948	948
408	" A.K.M. Sanaullah	- 1,450	1,450	1,450
409	" Jabin Engg. Works	- 3,335	3,335	3,335
410	" National Text Book Board	5,025 -	5,025	5,025
411	" National Cartoon Co.	- 5,100	5,100	5,100
412	" Aziz Engg. Works	- 500	500	500
413	" Samaya Product	- 350	350	350
414	" Ryed Electric	- 390	390	390
415	" Soncuri Motors	- 815	815	815
416	" National Iron Industries	- 1,716	1,716	1,716
417	" Sikder Enterprise	- 1,950	1,950	1,950
418	" Modina Steel Metal & Febrica	- 5,470	5,470	5,470
419	" Decan hardware Store	- 550	550	550
420	" Decan hardware Store	- 690	690	690
421	" Decan hardware Store	- 29,510	29,510	29,510
422	" Bhai Bhai Firm	- 2,200	2,200	2,200
423	" Rubel Enterprise	- 1,650	1,650	1,650
424	" Joint Traders	- 486	486	486
425	" Star Light House	- 220	220	220
426	" Mamun Electricals	- 320	320	320
427	" Khan & Sons Engg. Works	- 900	900	900
428	" Srfaraz Hardware & Mill	- 450	450	450
429	" Beg Shine Petroleum Service	- 5,180	5,180	5,180
430	" Rong Ghar	- 517	517	517
431	" Joint Traders	- 4,750	4,750	4,750
432	" Rong Ghor	- 5,105	5,105	5,105
433	" M.R. Enterprise	- 400	400	400
434	" National Iron Ind.	- 2,431	2,431	2,431
435	" Rubel Enterprise	- 1,760	1,760	1,760
436	" Shown Enterprise	- 5,500	5,500	5,500
437	" Ansary Brothers	- 500	500	500
438	" Sarder & Co.	- 5,650	5,650	5,650
439	M.R. Enterprise	- 280	280	280
440	" Lena Feeling Station	- 5,180	5,180	5,180
441	" Decon Hardware	- 5,022	5,022	5,022





এ. মতীন এন্ড কোং
A. MATIN & CO.
 Chartered Accountants

Sl. No.	Particulars			Amount in Taka	
				30 June, 2021	30 June, 2020
442	" B.H.L. Enterprise	-	16,830	16,830	16,830
443	" Khulna Scientific Store	-	25,000	25,000	25,000
444	" Khulna Scientific Store	-	4,375	4,375	4,375
445	" Shamim Electric Works	-	1,500	1,500	1,500
446	" Noor Timber Traders	-	392	392	392
447	" Noor Timber Traders	-	242	242	242
448	" Noor Timber Traders	-	402	402	402
449	" Khulna Scientific Store	-	4,375	4,375	4,375
450	" Lepi Store	-	624	624	624
451	" Chowdury Mill Store	-	700	700	700
452	" Ansary Brothers	-	2,040	2,040	2,040
453	" Jaman Engg. Works	-	5,600	5,600	5,600
454	" Sikder Enterprise	-	2,100	2,100	2,100
455	" Telephone Shilpo Sangstha	207	-	207	207
456	" Rena Electric Works	-	664	664	664
457	" Mamun Electricals	-	320	320	320
458	" Kamal & Brothers	-	540	540	540
459	" Sarfaraz Hardware	-	3,542	3,542	3,542
460	" Rubel Enterprise	-	880	880	880
461	" Gulgar Store	-	276	276	276
462	" Padma Oil & Co. Ltd. (BPC)	1,295	-	1,295	1,295
463	" Khulna Scientific Store	-	2,039	2,039	2,039
464	" Faisal Alomonium Store	-	3,071	3,071	3,071
465	" Islamic Hardware	-	60	60	60
466	" B.P. Store	-	896	896	896
467	" Meraj Hardware Store	-	120	120	120
468	" Murtuza Enterprise	-	92	92	92
469	" BHL Enterprise	-	192	192	192
470	" BRB Cable Industries	-	21,045	21,045	21,045
471	" Ansary Brothers	-	1,920	1,920	1,920
472	" Khulna Scientific Store	-	3,600	3,600	3,600
473	" Sarfaraz Hardware	-	30	30	30
474	" Lipi Store	-	1,200	1,200	1,200
475	" Rong Ghar	-	2,620	2,620	2,620
476	" Decent Hardware Store	-	400	400	400
477	" Ahmadi Press	-	553	553	553
478	" M.M. Enggg. Works	-	1,687	1,687	1,687
479	" Rong Ghar	-	7,330	7,330	7,330
480	" Rupsha Scientific Store	-	480	480	480
481	" Khohinoor Chemical Co.	-	2,499	2,499	2,499
482	" Bismillah Rubber Industries	-	3,200	3,200	3,200
483	" B.H.L. Enterprise	-	140	140	140
484	" Raved Electric House	-	185	185	185
485	" Raved Electric House	-	1,020	1,020	1,020
486	" Star Light House	-	1,440	1,440	1,440
487	" Star Light House	-	810	810	810
488	" Sarfaraz Hardware & Mill Sto	-	360	360	360





এ. মতীন এন্ড কোং
A. MATIN & CO.
 Chartered Accountants

Sl. No.	Particulars	Amount in Taka	
		30 June, 2021	30 June, 2020
489	" Lucky Marine & Hardware	9,900	9,900
490	" R.P. Traders	16,750	16,750
491	" S.K. Traders	88,500	88,500
492	" Ony Jony Enterprise	906	906
493	" Meron Traders	1,800	1,800
494	" Engg. Works	767	767
495	" Rubel Enterprise	397	397
496	" Joynal Abedin Traders	1,780	1,780
497	" Rong Ghar	11,740	11,740
498	" Khulna Scientific Store	539	539
499	" Alif Mim Enterprise	8,407	8,407
500	" National Iron Ind.	1,520	1,520
501	" Mamun Electricals	800	800
502	" Imran Traders	576	576
503	" New Light House	250	250
504	" Mordern Rubber Ind.	1,050	1,050
505	" Kabir Motors	385	385
506	" Kabir Motors	595	595
507	" Hamja Engg. Works	3,200	3,200
508	" Kamal Traders	760	760
509	" M.S. Hardware Store	3,994	3,994
510	" Rong Ghar	1,000	1,000
511	" M.S. Hardware Store	10,819	10,819
512	" M.S. Hardware Store	21,611	21,611
513	" Howrah Trading Co.	1,500	1,500
514	" B. Rahman & Sons	500	500
515	" Khan & Sons Engg. Works	6,105	6,105
516	" Moon Electric & Hardware	468	468
517	" Alenia Petroleum Supply	5,180	5,180
518	" National Electric	490	490
519	" Chittagong Motors	375	375
520	" N. I. Enterprise	885	885
521	" Kamal Traders	1,548	1,548
522	" BHL Enterprise	290	290
523	" Hasan Enterprise	370	370
524	" Ony Jony Enterprise	493	493
525	" Mill Nurse Pump Ltd.	72,790	72,790
526	" BHL Enterprise	484	484
527	" M.S. Hardware Store	1,845	1,845
528	" M.S. Hardware Store	2,629	2,629
529	" Rena Electric Works	204	204
530	" M.S. Hardware Store	6,949	6,949
531	" Al-Azahar Auto Machiners	140	140
532	" Khurshid Electric House	495	495
533	" Faridpur Sugar Mill (BSFIC)	1,672	1,672
534	" Siddique Traders	2,650	2,650
535	" Lipi Store	740	740



Sl. No.	Particulars	Amount in Taka		
			30 June, 2021	30 June, 2020
536	" Alum Industries	-	46,500	46,500
537	" Bismillah Hardware Store	-	720	720
538	" Kamal & Brothers	-	408	408
539	" Shehab Motors	-	850	850
540	" Laboni Enterprise	-	72	72
541	" Johar Paper House	-	144	144
542	" Hossain Electric Ind.	-	6,650	6,650
543	" Eagle Box & Cartoon Mfg.	-	12,650	12,650
544	" Rupsha Chemical Works	-	900	900
545	" Nurani Traders	-	1,416	1,416
546	" Khulna Feeling Station	-	3,100	3,100
547	" Sarfaraz Hardware & Mill Sto	-	12,365	12,365
548	" Sarfaraz Hardware & Mill Sto	-	16,908	16,908
549	" Sarfaraz Hardware & Mill Sto	-	10,547	10,547
550	" Sarfaraz Hardware & Mill Sto	-	10,354	10,354
551	" Sarfaraz Hardware & Mill Sto	-	4,093	4,093
552	" Sarfaraz Hardware & Mill Sto	-	8,121	8,121
553	" Sarfaraz Hardware & Mill Sto	-	1,818	1,818
554	" Fultala Coconut Oil	-	900	900
555	" Pabna Traders	-	8,000	8,000
556	" Sanzayee Electricals	-	400	400
557	" Alamin Hardware Store	-	105	105
558	" Fancy Electric House	-	195	195
559	" Kamal & Brothers	-	400	400
560	" Sarfaraz Hardware	-	648	648
561	" Kamal & Brothers	-	400	400
562	" Shawn Construction	-	7,315	7,315
563	" Sarfaraz Hardware	-	2,131	2,131
564	" Jalani Steel Vender	-	216	216
565	" Jahan Store	-	160	160
566	" Rong Ghar	-	860	860
567	" Lipi Store	-	525	525
568	" Lipi Store	-	714	714
569	" Kashem Foundry & Engg.	-	19,937	19,937
570	" Moon Electric & Hardware	-	432	432
571	" Saiful Islam	-	4,000	4,000
572	" Noor Timber Traders	-	929	929
573	" Noor Timber Traders	-	38	38
574	" Noor Timber Traders	-	369	369
575	" Millat Library	-	288	288
576	" Noor Timber Traders	-	273	273
577	" Noor Timber Traders	-	211	211
578	" Noor Timber Traders	-	180	180
579	" Bismillah Hardware	-	960	960
580	" Fancy Electric House	-	257	257
581	" Al Modina hardware	-	246	246
582	" Kamal & Brothers	-	400	400



এ. মতীন এন্ড কোং
A. MATIN & CO.
Chartered Accountants

Sl. No.	Particulars		Amount in Taka		
			30 June, 2021	30 June, 2020	
583	" Sansar	-	490	490	490
584	" Fancy Electric House	-	297	297	297
585	" Faruque Enterprise	-	7,667	7,667	7,667
586	" Pabna Traders	-	85	85	85
587	" Eagle Box & Cartoon Mfg.	25,300	-	25,300	25,300
588	" Khulna Scientific Store	-	40	40	40
589	" Khulna Scientific Store	-	100	100	100
590	" Noor Timber Traders	-	276	276	276
591	" Noor Timber Traders	-	288	288	288
592	" Noor Timber Traders	-	159	159	159
593	" Sarfaraz Hardware	-	11,264	11,264	11,264
594	" Fancy Electric House	-	390	390	390
595	" Khan Enterprise	-	4,380	4,380	4,380
596	" Khulna Scientific Store	-	96	96	96
597	" Sady Enterprise	-	83,610	83,610	83,610
598	" N.S. Hardware Store	-	3,740	3,740	3,740
599	" Khulna Scientific Store	-	90	90	90
600	" Sena Kallayan Sangstha	-	2,000	2,000	2,000
601	" Khan Enterprise	-	4,380	4,380	4,380
602	" Sarfaraz hardware	-	3,745	3,745	3,745
603	" The Ideal Traders	-	144	144	144
604	" Bangladesh Fuel Agency	-	3,200	3,200	3,200
605	" Feroz Metal Foundry	-	4,450	4,450	4,450
606	" N.S. Hardware Store	-	640	640	640
607	" Jamuna Fertilizer Company L	25,455	-	25,455	25,455
608	" B.S Engineering	-	115,000	115,000	115,000
609	" Noor Timber	-	323	323	323
610	" Urea Fertilizer Factory	70,208	-	70,208	70,208
611	" T.C.B	64,000	-	64,000	64,000
612	" Mehar Industries (BSEC)	56,450	-	56,450	56,450
613	" S.P.P.M	141,250	-	141,250	141,250
614	" Tarique Corporation	-	16,518	16,518	16,518
615	" Atlas Bangladesh (BSEC)	11,250	-	11,250	11,250
616	" Beg Rubber Industries	-	73,000	73,000	73,000
617	" Renwick jageswar	244	-	244	244
618	" Barma Eastern Ltd. (Padma O	29,100	-	29,100	29,100
619	" B.C.I.C Dhaka	16,604	-	16,604	16,604
620	" Ctg. Cement Clincer/Heidel B	253,909	-	253,909	253,909
621	" A.F.C.C.L	1,209,605	-	1,209,605	1,209,605
622	" N.B.P.M	4,574,776	-	4,574,776	4,574,776
623	" Khulna Hard Board Mills Ltd	282,677	-	282,677	282,677
624	" Khulna Power Station	14,210	-	14,210	14,210
625	" K.R.C	509,258	-	509,258	509,258
626	" Barger Paints	-	21,610	21,610	21,610
627	" Eastern Type Writer	-	17,500	17,500	17,500
628	" Sara Trading Corporation	-	7,435	7,435	7,435
629	" Magura Paper Mill	318,485	-	318,485	318,485





Sl. No.	Particulars	Amount in Taka		
			30 June, 2021	30 June, 2020
630	" Jaja Industries	-	788,500	788,500
631	" Barubin Factory	-	572,000	572,000
632	" T.I.C.I	311,232	-	311,232
633	" Store Handling	-	618,791	618,791
634	" Cost of Loan Material	-	985,766	985,766
635	" Bangladesh Chemical Comple	-	5,080	5,080
636	" Eagle Box & Curton	179,688	-	179,688
637	" Gazi Tarders	-	4,220	4,220
638	" Honesty Bearing House	-	3,244	3,244
639	" Iqbal Trading Corporation	-	303	303
640	" Jesco Trades	-	8,247	8,247
641	" Joy Traders	-	4,000	4,000
642	" KPCC	-	9,539	9,539
643	" KHL. Textil Mills Ltd	9,061	-	9,061
644	" Khurshid Electrical House	-	565	565
645	" Key on Trading	-	5,244	5,244
646	" Mamoon Brothers	-	257,712	257,712
647	" Metalex Corporation	7,259	-	7,259
648	" Micro Tools & Machinery	-	1,662	1,662
649	" Mohamodi hardware	-	1,850	1,850
650	" Mahi Enterprise	-	77	77
651	" Modern Rubber Industries	-	91	91
652	" National Aloo Timber	-	2,700	2,700
653	" Rubel Enterprise	-	3,232	3,232
654	" Star Consodium	-	9,805	9,805
655	" Shohan construction	-	100	100
656	" Hasempur paper House	-	5,073	5,073
657	" A Rauf & Brothers	-	38,677	38,677
658	" Sarfaraz Hardware	-	18,725	18,725
659	" Shohel Enterprise	-	1,980	1,980
660	" Ctg. Cement Clinker	20,130	-	20,130
661	" Japan Engineering	-	3,079,363	3,079,363
662	" Albeny International	-	1,443,801	1,443,801
663	" Gugral Alkales	-	5,021,072	5,021,072
664	" Pacific Stores	-	1,708,310	1,708,310
665	" Eloof Hanson	-	4,114,664	4,114,664
666	" G.F. Power Service	-	141,916	141,916
667	" Apex Kniles	-	34,993	34,993
	Total	276,584,813	25,786,001	302,370,814
			302,370,814	302,370,814





SCHEDULE OF CREDITORS FOR EXPENSES

For the year ended 30 June 2021

Annexure - B 2

CREDITORS FOR EXPENSES

Sl No.	Particulars :	Amount in Taka		
		30 June, 2021	30 June, 2020	
1	Suppliers & Others Accounts	2.1	144,462,371	144,554,880
2	C & F Agent and Contractors	2.2	4,146	4,146
3	Audit Objection and other Bills	2.3	11,167,177	10,894,888
4	Other outstanding Bills	2.4	78,185	78,185
5	Provision for expenses	2.5	120,883,405	119,687,709
6	Salary & Wages Clearing (Current)		694,542	651,692
			277,289,826	275,871,500

2.1 Suppliers & Others Accounts

Sl No.	Particulars	Govt.	Private	Total Taka	Total Taka
1	M/S. Abirath Agency	-	71,495	71,495	71,495
2	M/S Agrani Transport	-	1,850	1,850	1,850
3	M/S. ACME laboratories	-	23,969	23,969	23,969
4	M/S Anwarul Islam	-	43,714	43,714	43,714
5	BTCL	217,202	-	217,202	217,202
6	M/S Beximco	-	60,516	60,516	60,516
7	M/S B.S.T.I	1,267,235	-	1,267,235	1,267,235
8	M/S B.R.T.C	121,931	-	121,931	121,931
9	M/S Commercial	-	389,772	389,772	389,772
10	M/S Crecent United	-	3,890	3,890	3,890
11	M/S Continental	-	4,105	4,105	4,105
12	M/S Divisional Forest	130,790,551	-	130,790,551	130,790,551
13	M/S Globe Colour	-	263,018	263,018	263,018
14	M/S Graphic Machinery	-	48,242	48,242	48,242
15	M/S Holy Hearts	-	3,866	3,866	3,866
16	M/S Jenesis Corporation	-	31,579	31,579	31,579
17	M/S Kabir Enterprise	-	18,066	18,066	18,066
18	M/S Khalilur Rahman	-	45,163	45,163	45,163
19	M/S. Canon (ptv.) Ltd.	-	7,286	7,286	7,286
20	M/S. Khulna Paper	-	2,785	2,785	2,785
21	M/S. Layfa International	-	171,622	171,622	171,622
22	M/S. Magnet Service	-	17,653	17,653	17,653
23	M/S. Modern Ptg. Press	-	18,642	18,642	18,642
24	M/S. Mir Abdul Gafur	-	38,680	38,680	38,680
25	M/S. Nations Wide Ltd	-	39,800	39,800	39,800
26	M/S. Orchid Plant Ltd	-	15,029	15,029	15,029
27	M/S O.S.L.	-	1,972,148	1,972,148	1,972,148
28	M/S. Opso Saline	-	27,773	27,773	27,773
29	M/S. Polok Enterprise	-	5,274	5,274	5,274
30	M/S. Showkat Associate	-	4,188	4,188	4,188
31	M/S Sadharan Bima	4,013,922	-	4,013,922	4,013,922
32	M/S. Sakaimax Ltd.	-	2,290,579	2,290,579	2,290,579
33	M/S. Syed Shahidul	-	-	-	-
34	M/S. Sunshine	-	41,658	41,658	41,658
35	M/S S.H Enterprise	-	911	911	911
36	M/S. Shamim Electrical	-	40,000	40,000	40,000





এ. মতীন এন্ড কোং
A. MATIN & CO.
Chartered Accountants

Sl No.	Particulars :	Amount in Taka	
		30 June, 2021	30 June, 2020
37	M/S. Tata Auto Mobiles	6,900	6,900
38	M/S Transcom	30,932	30,932
39	M/S. Trade Venture Ltd.	11,717	11,717
40	M/S. Tania Overseas	19,290	19,290
41	M/S. Unallocated Salary	93,041	93,041
42	M/S. W.V.S	845	845
43	M/S. Md. Nurul Islam	181,662	181,662
44	M/S. Security O.T.	210,507	210,507
45	Bangladesh Power Dev.	257,292	257,292
46	Unpaid Salary & wages, parties Bill	1,536,072	1,536,072
		136,668,133	7,794,239
		144,462,371	144,554,880

2.2 C & F Agents and Contractors:

1	Nasima Construction	4,146	4,146
---	---------------------	-------	-------

2.3 Audit Objection:

1	Uniform & Liverties	1,835,860	1,835,860
2	Washing Allowance	238,680	238,680
3	Gas/Hazard Allowance	489,148	467,051
4	House Rent Allowance	1,824,839	1,597,304
5	Travelling Expenses	1,407,210	1,407,210
6	Electricity	417,357	415,220
7	Rotating & Shifting Allowance	831,794	831,794
8	Canteen Allowance/Expenses	366,727	362,401
9	D. A or O. T	3,034,166	3,018,276
10	Personal deduction against pay fixation	231,661	231,661
11	Medical Expenses (Pathological Charges) Deduction	11,218	11,218
12	Telephone Bill Deduction	6,255	6,255
13	Transport Charges	73,783	73,783
14	Gratuity Deduction	111,442	111,442
15	Deduction as per Inter Project D/N Against Audit Objection	136,386	136,386
16	Bonus & Salary adjustment-	150,651	150,347
		11,167,177	10,894,888

2.4 Others Outstanding Bills:

1	Medical bill	43,168	43,168
2	Petty purchase bill	7,045	7,045
3	Others	27,972	27,972
		78,185	78,185

2.4.1 Medical Bill:

Amir Hossain	43,168	43,168
--------------	--------	--------

2.4.2 Petty purchase bill:

Abul Hossain -AFO	3,734	3,734
Noor Mohamded -PA	1,411	1,411
Siddiqur Rahman	1,900	1,900
		7,045





এ. মতীন এন্ড কোং
A. MATIN & CO.
Chartered Accountants

Sl No.	Particulars :	Amount in Taka	
		30 June, 2021	30 June, 2020
2.4.3 Others:			
	Md. Abul Khaleque	6,906	6,906
	Md. Muktar Gagi	3,082	3,082
	Md. Hasan Mahamud	8,698	8,698
	Md. Habibur Rahman	1,200	1,200
	Md. Shahidul Islam	145	145
	Md. Abul Hakim	1,000	1,000
	Md. Akbar Ali	1,925	1,925
	M/s. TATA Auto Mobiles	-	-
	Md. Rabiul Awal	-	-
	Md. Abdus Samad Barister	5,016	5,016
	Md. Shihab Ullah, Sukani, Forest Deptt.	-	-
		27,972	27,972
2.5 PROVISION FOR EXPENSES :			
1	Audit Fee	85,000	85,000
2	Employees Income Tax (Income Tax circle 1 & 6, Khulna)	922,565	922,565
3	Royalty on Pulp wood	26,670,612	26,670,612
4	Dredging (Operation Division, Khulna)	2,039,208	2,039,208
5	Land Revenue (Upozila revenue Collector, Digholia)	41,202,555	41,202,555
6	Municipal Tax (Khulna City Corporation)	2,014,947	1,013,731
7	TICI (Training Institute for Chemical Industries)	5,136,776	5,136,776
8	Provision for Railway Lease Money (Bangladesh Railway)	36,110,544	36,110,544
9	BIWTA jetty charge provision	6,070,529	6,070,529
10	Employees Gratuity-	623,520	429,040
11	Deferred liabilities (Gratuity)-	7,149	7,149
		120,883,405	119,687,709





Khulna Newsprint Mills Ltd.
Schedule of Advance Received From Customer
For the year ended 30 June 2021

Annexure-B 3

S.L.No	Name Of Party	Details	Amount in Taka	
			30 June, 2021	30 June, 2020
1	M/s. Apurba Traders		18,463	18,463
2	" Anwar Paper House		1,775	1,775
3	" Aziz Match Factory		37,241	37,241
4	" Al-Amin paper Depo		1,974	1,974
5	" Al-Helal Paper Depo		1,925	1,925
6	" Anis Trading Agency		1,059	1,059
7	" Allama Paper House		3,187	3,187
8	" Anwar Trading Agency		1,800	1,800
9	" Alam paper House		5,894	5,894
10	" Ali Brothers		7,954	7,954
11	" Anwar & Brothers		1,983	1,983
12	" Alim Paper House		2,515	2,515
13	" Ahsania International		23,259	23,259
14	" A Wahab & Sons		32,467	32,467
15	" Ayub & Brothers		2,769	2,769
16	" Ahmed & Hoque Brothers		962	962
17	" Atiar Rahman		6,214	6,214
18	" Abdur Rahman & Brothers		1,259	1,259
19	" Ashif Enterprise		2,470	2,470
20	" Anwar Traders		1,394	1,394
21	" Abdul Hamid		3,073	3,073
22	" A.K. Paper Converting & Packaging		62,907	62,907
23	" Appolo Traders		415	415
24	" Appolo Packaging Industries		1,645	1,645
25	" Apurba Paper House		513	513
26	" Al-Amin Traders		802	802
27	" A.S. Traders		2,614	2,614
28	" Alamgir Trading		2,487	2,487
29	" Alamgir Brothers		847	847
30	" Adarsha Paper House		1,993	1,993
31	" Abu Ahmed & Co.		514	514
32	" Anarkali Modi Store		580	580
33	" Al Haz A.Hai & Sons		455	455
34	" Alam & Brothers		2,168	2,168
35	" Ali Kallayan Songstha		1,414	1,414
36	" A. Rahman		2,475	2,475
37	" Ahmed Paper House		1,689	1,689
38	" Ahmed Trading Corporation		772	772
39	" Abul Khair		289	289
40	" Al-Mamun Textile Mill		8,851	8,851
41	" Army Printing & Packaging		548	548
42	" Anee Traders		1,206	1,206
43	" Azad Bread & Biscut ' Factory		2,204	2,204





এ. মতীন এন্ড কোং
A. MATIN & CO.
 Chartered Accountants

S.L.No	Name Of Party	Details	Amount in Taka	
			30 June, 2021	30 June, 2020
44	" Adhunik Prokasoni		942	942
45	" Adarsha Bai Ghar		1,123	1,123
46	" Aziz Super Market		687	687
47	" Amin Printing & Works		500	500
48	" Ali Paper Product		98,259	98,259
49	" Atlantic Apperal		341	341
50	" Arafat Fashion Garments		1,972	1,972
51	" Arif Traders		1,923	1,923
52	" A.B. Bank		33,800	33,800
53	" A.B.Rafiq Ahmed		386	386
54	M/s. Aminur Rahman Khan		10,542	10,542
55	" Azim Mannan Garments		260	260
56	" Arow Fashion Garments		722	722
57	" Al-Islam Paper House		3,000	3,000
58	" Aziz Brothers		3,362	3,362
59	" Ahmed & Sons		2,737	2,737
60	" A. Rahman		206	206
61	" A. Karim Kazi		3,464	3,464
62	" Anju Stationery Supply		2,338	2,338
63	" Altaf uddin & Brothers		4,144	4,144
64	" A.B.Paper Converting		1,573	1,573
65	" Asha Paper Converting		6,460	6,460
66	" A.N.R. Traders		691	691
67	" Apurba Traders		3,554	3,554
68	" A.Hoque Trading Co. Pvt. Ltd.		2,554	2,554
69	" Abdullah Al Mamun		327	327
70	" Alok Store		2,654	2,654
71	" Arun Corporation		1,061	1,061
72	" Ashiatic Printing		1,082	1,082
73	" Aman Enterprise		786	786
74	" Azad Brothers		184	184
75	" Ali Paper & Stationery		3,856	3,856
76	" Anulipi Prokasani		560	560
77	" Azad Trading Agency		179,280	179,280
78	" Anupom		4,115	4,115
79	" Ahmed & Sons		359	359
80	" Adil Trading		577	577
81	" Ali. Co. Garments		1,080	1,080
82	" Anowar & Brothers		1,301	1,301
83	" Anu Trading		598	598
84	" Amir & Brothers		1,873	1,873
85	" Asha Textile		6,167	6,167
86	" A.N.R. Paper Converting		299	299
87	" Arab Printing & Packaging		1,284	1,284
88	" Afroja Printing & Packaging		858	858
89	" Al - Helal Printing		753	753
90	" Anu Printing		1,431	1,431





এ. মতীন এন্ড কোং
A. MATIN & CO.
 Chartered Accountants

S.I.No	Name Of Party	Details	Amount in Taka	
			30 June, 2021	30 June, 2020
91	" Arafat Baniyya Line		202	202
92	" Aziz Printers Ltd.		527	527
93	" Anamika Paper		398	398
94	" Ashia Packaging		398	398
95	" Arakan Traders		1,985	1,985
96	" Anjuman Printing		1,249	1,249
97	" Ahmed Publishing		264	264
98	" A. K. Khan Match		14,089	14,089
99	" Amanullah & Co.		528	528
100	" Adhunik		3,751	3,751
101	" Amin Paper House		4,051	4,051
102	" Ahmed Dying Chemical		346	346
103	" Aziz Enterprise		97,186	97,186
104	" Alum Industrise		237	237
105	" A. B. M Engineering		1,559	1,559
106	" A. G & Co.		223	223
107	" Alam Brothers & Co.		206	206
108	" Abdul Hamid		3,380	3,380
109	" Al-Haj Habibur Rahman		297	297
110	" Aminullah		358	358
111	" Abdul Barik		500	500
112	" Abdur Rob		9,003	9,003
113	M/s. Apolo Pharma		323	323
114	" Akbar Enterprise		807,088	807,088
115	" A. Halim Sikder		339	339
116	" Abdul Mannan		231	231
117	" A. Razzaq		4,000	4,000
118	" A. H. Enterprise		116	116
119	" Abul Kashem		266	266
120	" A. K. Azad		246	246
121	" Barisal Agency		1,042	1,042
122	" Bismillah Paper		1,636	1,636
123	" Bangladesh School Text Book	1,678,959	-	-
124	" B.P.O.B.S.		150,290	150,290
125	" Bangladesh Match Co.		94,753	94,753
126	" Beauty Enterprise		4,054	4,054
127	" Beauty Paper House		1,012	1,012
128	" Bismillah Traders		37,409	37,409
129	" Bismillah Traders		416	416
130	" Bichitra Biponi		3,570	3,570
131	" Biva International		2,660	2,660
132	" Bappy Agency		3,124	3,124
133	" Bagdad Paper Traders		5,684	5,684
134	" Bagdad Enterprise		978	978
135	" Brothers Trading House		1,261	1,261
136	" Bellal Paper House		2,192	2,192
137	" Baishakhi Traders		339	339





S.I.No	Name Of Party	Details	Amount in Taka	
			30 June, 2021	30 June, 2020
138	" Bisnupur Supply Agency		997	997
139	" Bhuiyan Paper House		4,477	4,477
140	" Babul Paper Store		9,321	9,321
141	" Babul Paper House		1,178	1,178
142	" Baby Paper House		28,173	28,173
143	" Balaka Store		1,576	1,576
144	" Book Company		275	275
145	" Bandhu Art Press		427	427
146	" Binimoy Traders		1,123	1,123
147	" Binodon Shangskriti Ghoshti		687	687
148	" Brothers Corporation		1,536	1,536
149	" Bangladesh Bibly Society		17,606	17,606
150	" Bangladesh Book Corporation		3,824	3,824
151	" Bangladesh Book Publication		532,221	532,221
152	" Babul Kumar Datta		465	465
153	" B. G. Press Publication	1,276.00		
154	" Bangladesh Porest Dpt.		6,917	6,917
155	" Bangladesh Monospul Paper Converting		197,794	197,794
156	" Bakar & Sons		1,246	1,246
157	" Benu General Traders		834	834
158	" Bangladesh Taz Co.		1,061	1,061
159	" Bigon Traders		465	465
160	" Bishobiddaloy Banijja Songstha		980	980
161	" Birampur Enterprise		280	280
162	" B.M. Paper House		1,709	1,709
163	" Bayjit & Sons		2,553	2,553
164	" Buriganga Printing & Packaging		540	540
165	" Baishaki Cutting Ghar		1,327	1,327
166	" Boston Printing & Packaging		1,193	1,193
167	" Bhai Bhai Traders		433	433
168	" Banarupa Converting		1,996	1,996
169	M/s. Binimoy Binding Works		437	437
170	" Bismillah Store		797	797
171	" B.H.L Enterprise		11,978	11,978
172	" Babul & Brothers		874	874
173	" Bismillah Rubber Industrise		298	298
174	" Bhai Bhai Glass Store		61	61
175	" Boby Traders		12	12
176	" City Paper House		2,463	2,463
177	" Chowdhury & Co.		3,682	3,682
178	" Chowdhury Store		132,982	132,982
179	" Commercial Trading Corp.		3,262	3,262
180	" Commercial Corner		5,734	5,734
181	" Chowdhury Enterprise		13,154	13,154
182	" Crown Apparels Ltd.		495	495
183	" Chowrang Store		2,976	2,976
184	" Chowdhury Traders		3,080	3,080





এ. মতীন এন্ড কোং
A. MATIN & CO.
 Chartered Accountants

S.L.No	Name Of Party	Details	Amount in Taka	
			30 June, 2021	30 June, 2020
185	" Chowdhury Traders		700	700
186	" Chistia Paper Traders		382	382
187	" Cosmo Politon Paper House		455	455
188	" Cosmo Politon Traders		539	539
189	" City Traders		1,464	1,464
190	" Chowdhury Enterprise		2,099	2,099
191	" Crown Printing & Packaging		843	843
192	" Caru & Co. Ltd.		1,239	1,239
193	" Dhaka Paper House		1,603	1,603
194	" Dhaka Store		297	297
195	" Desh Syndicate		1,394	1,394
196	" Dhaka Printing & Packaging		7,723	7,723
197	" Dazla Trade Syndicate		1,285	1,285
198	" Director Development & Film Pub.		190,452	190,452
199	" Datta Banijjaloy		578	578
200	" Decent Paper Coverting		1,135	1,135
201	" Dhaka Trading		2,566	2,566
202	" Desh Enterprise		1,410	1,410
203	" D.N.A Enterprise		360	360
204	" Delta Enterprise		425	425
205	" Dhaka Match Co. Ltd.		54,237	54,237
206	" Doctors Chemical		27,527	27,527
207	" Eastern Traders		3,537	3,537
208	" Eastern Paper Traders		308	308
209	" Eastern Commercial Agency		273	273
210	" Eramishiy Enterprise		1,850	1,850
211	" Emdadia Library		16,739	16,739
212	" Ekota Banijjaloy		204	204
213	" Emran & Brothers		2,821	2,821
214	" Emran Paper House		600	600
215	" Everest Paper House		2,427	2,427
216	" Eshan Paper House		2,364	2,364
217	" E.L.A Enterprise		27,052	27,052
218	" Emran Traders		13,924	13,924
219	" Emran Book Mart		835	835
220	" Ekram Eshan Emp.		2,707	2,707
221	" Eco Printing		220	220
222	" Eastern Royal Industrise		11,630	11,630
223	" Eastern New Agency		585	585
224	" Eastern Printing & Packaging		5,400	5,400
225	" Eastern Paper Converting		5,331	5,331
226	" Elite Paper Converting		586	586
227	" Essential Paper		834	834
228	M/s. Acota Converting		1,359	1,359
229	" Eastern Packers		832	832
230	" Elahi Packers		596	596
231	" Evergreen Corporation		674	674



S.I.No	Name Of Party	Details	Amount in Taka	
			30 June, 2021	30 June, 2020
232	" East Bengle Suppliers		317	317
233	" Emam Ali		513	513
234	" Friends Paper Products		4,362	4,362
235	" Ferdous Store		205	205
236	" Ferdous Trading		4,373	4,373
237	" Film Fair		220	220
238	" Faruque Paper Store		998	998
239	" Faruque Paper & Stationary		307	307
240	" Faruque Store		14,754	14,754
241	" Fidco Garments		412	412
242	" Feni Paper House		4,149	4,149
243	" Five Star Garments		13,024	13,024
244	" Fidco Paper House		1,320	1,320
245	" Fararab Garments Ltd.		762	762
246	" Faisal Trading		787	787
247	" Fahim Enterprise		215	215
248	" Farjana Enterprise		3,240	3,240
249	" Ferdous Paper Store		370	370
250	" Faruque Traders		2,181	2,181
251	" Faruque Enterprise		1,359	1,359
252	" Far Star Garments		810	810
253	" Friends Printing Press		8,267	8,267
254	" Faruque & Brothers		3,281	3,281
255	" Golden Paper House		813	813
256	" Good Luck Traders		2,598	2,598
257	" Globe Paper House		15,959	15,959
258	" Golam Faruque & Co.		16,108	16,108
259	" G.A Enterprise		772	772
260	" General Paper Store		32,085	32,085
261	" General Traders		845	845
262	" Green Paper House		1,175	1,175
263	" Globe Syndicate		336	336
264	" Gopal Biri Factory		2,937	2,937
265	" Green Land		412	412
266	" Gulshan Paper Depo		2,036	2,036
267	" G.M Garments		988	988
268	" General Paper House		207	207
269	" G. S Enterprise		630	630
270	" Gazi Printing & Packaging		1,000	1,000
271	" Globe Pharmaceuticals		6,885	6,885
272	" Gazi Traders		340	340
273	" Hossain Enterprise		8,862	8,862
274	" Habib & Sons		2,809	2,809
275	" Hamidia Library		43,790	43,790
276	" Harun & Sons		131,782	131,782
277	" Hoque & Sons Traders		1,700	1,700
278	" Hoque Enterprise (Pvt.) Ltd.		2,477	2,477



এ. মতীন এন্ড কোং
A. MATIN & CO.
 Chartered Accountants

S.I.No	Name Of Party	Details	Amount in Taka	
			30 June, 2021	30 June, 2020
279	" Howra Trading		596	596
280	" Harun Trading Corporation		5,827	5,827
281	" Hafiz & Co.		15,499	15,499
282	" Hasi Paper Store		1,502	1,502
283	" Haider Paper Associate		13,976	13,976
284	" Harif Paper House		558	558
285	" Hossain Brothers		1,010	1,010
286	" Hossain Brothers		1,591	1,591
287	" Holy Trading		492	492
288	M/s. Hossain & Co.		863	863
289	" Harun Agency		1,048	1,048
290	" Hira Traders		26,371	26,371
291	" Hazrat Paper House		1,937	1,937
292	" Habib Trading		871	871
293	" Hira Enterprise		473	473
294	" Hafiz Ahmed		39,127	39,127
295	" Hate Khari		4,428	4,428
296	" Habibia Trading		220	220
297	" Hossain Trading		285	285
298	" Harun Printing		412	412
299	" Habibur Rahman		962	962
300	" Helal Biri Factory		276	276
301	" Hashem Enterprise		530	530
302	" Hashem Paper House		858	858
303	" H. Rahman & Sons		893	893
304	" Habib Traders		588	588
305	" Harview Emporium		284	284
306	" Haque Traders		616	616
307	" Hossain Stationary		162	162
308	" Hossain Traders		142	142
309	" Hazi Store		200	200
310	" Happy Enterprise		784	784
311	" H.M. Rigvy & Co.		336	336
312	" Hadia Enterprise		560	560
313	" Hossain Printing & Packaging		113	113
314	" Hazrat Color Printers		1,711	1,711
315	" Hera Paper House		478	478
316	" Hashem Paper House		1,391	1,391
317	" Howlader Traders		99,055	99,055
318	" Hamidia Library		29,254	29,254
319	" Hassan Enterprise		963	963
320	" Helal Traders		202	202
321	" Habib Plastic Industries		179	179
322	" Hassan Traders		4,505	4,505
323	" Hasmat Ali Khan		15	15
324	" Hakkany Enterprise		760	760
325	" Happy Printing Press		195	195





S.I.No	Name Of Party	Details	Amount in Taka	
			30 June, 2021	30 June, 2020
326	" Hassan Brothers		50	50
327	" Hamid & Sons		18	18
328	" H.B. Trading Co.		160	160
329	" Hafez Md. Habibur Rahamn		34	34
330	" Ideal Paper House		8,344	8,344
331	" Islamia Prokashoni		474	474
332	" Ihsan Enterprise		1,794	1,794
333	" Islam Paper House		2,267	2,267
334	" Islamia Traders		1,337	1,337
335	" Islamia Library		2,633	2,633
336	" Islamia Traders		372	372
337	" Islam Traders		275	275
338	" Islam & Brothers		1,031	1,031
339	" Iqbal Enterprise		275	275
340	" Iqbal Enterprise		2,362	2,362
341	" Islamia Paper Depo		1,361	1,361
342	" Islamia Foundation		2,871	2,871
343	" Islamia Foundation		11,411	11,411
344	" Ibrahim Match Factory		3,839	3,839
345	" Islam & Co.		399	399
346	" Islam Store		11,572	11,572
347	" Imrose Paper House		1,120	1,120
348	M/s. Islamia Kutubkhana		326	326
349	" Islam & Sons		202	202
350	" Islamia Packages		4,863	4,863
351	" Islam Navigation		284	284
352	" Ideal Paper House		44	44
353	" Jahangir Nagar Paper House		9,890	9,890
354	" Jafor Trading Co.		1,181	1,181
355	" Jewel Trading		12,146	12,146
356	" Jamal Paper House		884	884
357	" Jibon Krishno Saha		37,312	37,312
358	" Jasmine Traders		2,794	2,794
359	" Jowarder Traders		1,782	1,782
360	" James & Co.		1,323	1,323
361	" Jessore Paper House		320	320
362	" Jalal Hossain & Brothers		919	919
363	" Janata Paper House		1,054	1,054
364	" Juma Enterprise		224	224
365	" Jalalabad Paper House		1,194	1,194
366	" Jahanara Md. & Co.		583	583
367	" Juleka Enterprise		1,011	1,011
368	" Jatio Tati Sangstha		412	412
369	" Jhinuk Enterprise		3,321	3,321
370	" Jamuna Printing & Packaging		1,531	1,531
371	" Janata Printers		275	275
372	" Jahangir & Sons		1,898	1,898





S.I.No	Name Of Party	Details	Amount in Taka	
			30 June, 2021	30 June, 2020
373	" Jahangir & Brothers		1,375	1,375
374	" Jamiruddin Khan		4,439	4,439
375	" Jamal Kamal		900	900
376	" Jahan Paper Converting		339	339
377	" Jahan Store		40,785	40,785
378	" J.B. & Sons		23,562	23,562
379	" J.C Traders		268	268
380	" Jumur Enterprise		357	357
381	" Jahanur Printing		453	453
382	" J.S. International		812	812
383	" J.S. & Co.		1,990	1,990
384	" Janata Banijik Sangstha		211	211
385	" Joy Paper Converting		2,461	2,461
386	" Jackson Packaging		910	910
387	" Janata Paper & Stationary		264	264
388	" Jenuine Packaging		5,439	5,439
389	" Jahanara Agency		1,330	1,330
390	" J.J.I. Limited		580	580
391	" Jahanabad Cantonment		1,225	1,225
392	" Jewel Paper Converting		264	264
393	" Juble Enterprise		219	219
394	" Jahanara Begum		105,234	105,234
395	" Jamsed Alam		359	359
396	" James Pharmaceuticals		200	200
397	" Janata International		224	224
398	" Jewel Sanitary		1,168	1,168
399	" Khokon Paper House		551	551
400	" Kohinur Paper House		1,103	1,103
401	" Karim Brothers		3,360	3,360
402	" Kagoj Ghar		337	337
403	" Kakoli Paper & Co.		337	337
404	" Kazi Paper & Co.		24,713	24,713
405	" Karnaphuli Paper Mart		65,469	65,469
406	" Kamal Paper House		56,772	56,772
407	M/s. Kanak Enterprise		10,089	10,089
408	" Kabir Enterprise		1,398	1,398
409	" K. Azim & Sons		1,229	1,229
410	" Kamal & Brothers		225	225
411	" Kenakata Store		1,323	1,323
412	" Khulna Paper House		7,402	7,402
413	" Khulna Paper Depo		7,852	7,852
414	" Khan & Sons		1,965	1,965
415	" Khan Enterprise		1,171	1,171
416	" Khurshed Paper House		210	210
417	" Khurshed Traders		2,456	2,456
418	" Khan Brothers Paper House		2,217	2,217
419	" Khatib Corporation		1,363	1,363





S.I.No	Name Of Party	Details	Amount in Taka	
			30 June, 2021	30 June, 2020
420	" Kazi Enterprise		1,704	1,704
421	" Kazi Enterprise		274	274
422	" Kadir & Sons		3,671	3,671
423	" Khan Enterprise		4,889	4,889
424	" Kazi Brothers		891	891
425	" K.K Trading		1,746	1,746
426	" Khan Paper Mart		404	404
427	" Kanak Supply Agency		687	687
428	" Kurmi Book House		707	707
429	" Kazal Brothers		378	378
430	" Kammy Jute Mills		255	255
431	" Khulna Engineering Collage		661	661
432	" Kaparia Paper mart		1,597	1,597
433	" Kagojaloy		901	901
434	" Kabir Traders		400	400
435	" Khalil Paper Trading		1,283	1,283
436	" Khalil Mazi		6,026	6,026
437	" Khitish Chandra Datta		23,769	23,769
438	" Khaled Traders		1,510	1,510
439	" Karim Lace Factory		11,490	11,490
440	" Kamal Paper House		635	635
441	" Kabir Paper House		414	414
442	" Karim Biri Factory		11,166	11,166
443	" K.K.Enterprise		880	880
444	" K. Alam Paper Stationary		1,785	1,785
445	" Kohinur Enterprise		3,696	3,696
446	" Khalishpur Paper House		213	213
447	" K.Z. Abedin Traders		394	394
448	" Khan Paper & Stationary		16,221	16,221
449	" Karak Paper Converting		1,111	1,111
450	" Kismat Printing		580	580
451	" Kadir Store		2,758	2,758
452	" Khan P.T.G.		441	441
453	" Khulna Jela Samobay Union		867	867
454	" Kashem Factory & Engineering		247	247
455	" Kazi Golam Mostofa		933	933
456	" K.H. Trading		43	43
457	" Kawsaruddin		680	680
458	" Kalipada Dey		104,561	104,561
459	" Kazi Printing		39	39
460	" Kazi Enterprise		90	90
461	" Lata Paper House		5,162	5,162
462	" Liton Store		396	396
463	" L. Rahman & Sons		1,037	1,037
464	" Luna Printing & Packaging		272	272
465	" Lions Converting & Packaging		209	209
466	" Lovely Enterprise		36,790	36,790





S.I.No	Name Of Party	Details	Amount in Taka	
			30 June, 2021	30 June, 2020
467	M/s. Lovely Enterprise		726	726
468	" Link Printing & Packaging		861	861
469	" Lina Garments		728	728
470	" Laila Stationary		268	268
471	" Lucky Trading Agency		731	731
472	" Lipika Enterprise		1,809	1,809
473	" Latif master		2,768	2,768
474	" Liza Paper Converting		8,216	8,216
475	" Loknath Paper Converting		1,392	1,392
476	" Liton Enterprise		321	321
477	" Lima Enterprise		527	527
478	" Lever Paper Converting		1,608	1,608
479	" Latif Book Corporation		254	254
480	" Lamia Enterprise		222	222
481	" Lutfar Rahman		257	257
482	" Lokman Brothers		113	113
483	" Limon Enterprise		42	42
484	" Moon Trading Agency		239	239
485	" Mitali Banijjik Sangstha		982	982
486	" M. Hossain		480	480
487	" M.M. Ibrahim Akan		17,538	17,538
488	" M.S. Traders		3,507	3,507
489	" M.A. Musa & Co.		2,138	2,138
490	" M.A. Wahab & Sons		1,155	1,155
491	" M. Rahman Enterprise		988	988
492	" M.A. Rob Mia		1,710	1,710
493	" M. Kuddus & Brothers		15,149	15,149
494	" M.H. Paper Store		317	317
495	" M.K. Jaman		728	728
496	" Madina Traders		8,440	8,440
497	" Madina Traders		850	850
498	" Metro Politon Paper House		211	211
499	" Milon Paper House		38,672	38,672
500	" Mitali Paper House		4,109	4,109
501	" Moon Enterprise		14,138	14,138
502	" Monjur Enterprise		1,231	1,231
503	" Mokseduddin Enterprise		6,447	6,447
504	" Modern Paper House		9,509	9,509
505	" Monalisa Associates		3,111	3,111
506	" Monorom Trading		7,294	7,294
507	" Mohammadi Library		1,501	1,501
508	" Mohammadi Library		1,474	1,474
509	" Meg Enterprise		9,733	9,733
510	" Mostofa Library		514	514
511	" MoOstofa Paper House		411	411
512	" Mother Enterprise		5,555	5,555
513	" Masud Traders		1,703	1,703



S.I.No	Name Of Party	Details	Amount in Taka	
			30 June, 2021	30 June, 2020
514	" Masud Traders		305	305
515	" Masud Traders		335	335
516	" Masud Traders		1,332	1,332
517	" Madaripur Store		1,019	1,019
518	" Md. Kadimuddin		2,169	2,169
519	" Marton & Co.		3,050	3,050
520	" Mehadi Enterprise		449	449
521	" Mukta Traders		405	405
522	" Mosharof Enterprise		901	901
523	" M.M. Converting		1,017	1,017
524	" Mitra Traders		767	767
525	" Mahal Traders		484	484
526	M/s. Mahmud Traders		16,179	16,179
527	" Mishuk Traders		1,218	1,218
528	" M.R.K. Traders		1,393	1,393
529	" M.R. Paper House		1,576	1,576
530	" Mousumi Traders		2,612	2,612
531	" Mimi Enterprise		12,055	12,055
532	" Momi General Store		676	676
533	" Mofrez Enterprise		7,556	7,556
534	" Muktar Paper House		1,513	1,513
535	" Muktar Enterprise		9,795	9,795
536	" Moslemuddin Brothers		5,317	5,317
537	" Mukti Traders		938	938
538	" Monowar Brothers		470	470
539	" Mexim Ltd.		585	585
540	" MohiuddinPackaging &Print		274	274
541	" Mita Traders		13,982	13,982
542	" Mohammadia KutubKhana		962	962
543	" Mollik Brothers		439	439
544	" M. Jaman & Co.		763	763
545	" Masud Enterprise		2,389	2,389
546	" Morsheda Enterprise		275	275
547	" Meghna Prokashoni		275	275
548	" Masum Paper House		550	550
549	" Manigang Paper Garments		1,231	1,231
550	" Mitali Traders		468	468
551	" Modina Paper House		22,223	22,223
552	" Moon Paper House		1,416	1,416
553	" Mesbahuddin & Brothers		1,286	1,286
554	" Modern Library		5,191	5,191
555	" Mir Amir Ali		210	210
556	" Mohammadi Enterprise		48,000	48,000
557	" Mostafizur Rahman		880	880
558	" Muslim Paper Depo		296	296
559	" Modern Book Depo		880	880
560	" M.R. Trading		177	177



এ. মতীন এন্ড কোং
A. MATIN & CO.
Chartered Accountants

S.I.No	Name Of Party	Details	Amount in Taka	
			30 June, 2021	30 June, 2020
561	" Maldar & Co.		1,063	1,063
562	" Mohsin & Brothers		2,586	2,586
563	" Milon & Brothers		321	321
564	" Mahbub Traders		275	275
565	" Mishu Paper House		874	874
566	" Md. Ali & Brothers		21,272	21,272
567	" Monolova Store		1,767	1,767
568	" Mujib & Sons		1,213	1,213
569	" Mir Kadim Trading		2,204	2,204
570	" Moon Trading		4,757	4,757
571	" Mokiduddin		2,410	2,410
572	" Monowara Corporation		12,012	12,012
573	" Monika Traders		1,441	1,441
574	" Molla Store		1,606	1,606
575	" Md. Azizul Haq		28,929	28,929
576	" Mutual Enterprise		2,171	2,171
577	" Mahabubul Bashar		3,553	3,553
578	" Mum Syndicate		205	205
579	" Mitali Traders		3,414	3,414
580	" M.T.S. Garments		900	900
581	" Modern Traders		3,823	3,823
582	" M.R.S. Paper Converting		966	966
583	" Masud Printing		1,617	1,617
584	" Mira Printing		10,338	10,338
585	" Modhumoti packaging		3,703	3,703
586	M/s. Miron Traders		27,128	27,128
587	" Masud Enterprise		815	815
588	" Masrur Traders		207	207
589	" M.M. Traders		613	613
590	" Meghna Traders		1,962	1,962
591	" M.N. Jahan Store		858	858
592	" Mahmud Enterprise		512	512
593	" Modern Packers		795	795
594	" Malek Paper Converting		596	596
595	" Mum Enterprise		1,274	1,274
596	" Mika Apparels Ltd.		8,857	8,857
597	" M.R. Enterprise		2,661	2,661
598	" Mahmud Enterprise		254	254
599	" Mutual Trading corporation		19,946	19,946
600	" Mamun Brothers		375	375
601	" Modern Rubber Industries		263	263
602	" Micro Tools Machineries		868	868
603	" Modern Printing		716	716
604	" Meghna Enterprise		25	25
605	" Micro Wave Laboratories		530	530
606	" Md. Suruj Ali		17,296	17,296
607	" Md. Abu Taher		215	215



S.I.No	Name Of Party	Details	Amount in Taka	
			30 June, 2021	30 June, 2020
608	" Mamun Electric		330	330
609	" Md. Pir Ali		662	662
610	" Md. Lokman Hossain		427	427
611	" Mozibur Rahman		749	749
612	" M. Musa		522	522
613	" Mehedi Enterprise		113	113
614	" Mofijur Rahman		518	518
615	" Mitali Traders		342	342
616	" Mamun Traders		5	5
617	" Mosharof Hossain		179	179
618	" Millat Library		10	10
619	" Moli Traders		63	63
620	" Nasir & Brothers		4,873	4,873
621	" N.I. Khan & Co.		2,474	2,474
622	" New Chowdhury & Co.		5,040	5,040
623	" National Stationary		4,845	4,845
624	" National Paper House		7,308	7,308
625	" Naya Bazar Paper Converting		59,809	59,809
626	" Nazim & Brothers		8,651	8,651
627	" Nabayun Traders		583	583
628	" Nayan PaperHopuse		2,757	2,757
629	" Nayem Garments		284	284
630	" Nizamia Library		4,779	4,779
631	" Nasrin Enterprise		3,705	3,705
632	" Nipa Enterprise		1,278	1,278
633	" New Jalalbad match		34,433	34,433
634	" N.A. Traders		405	405
635	" Nasima Paper House		15,652	15,652
636	" Noor Agency		9,490	9,490
637	" Narayanganj Paper Traders		1,764	1,764
638	" Noor & Co.		457	457
639	" Noor Traders		36,162	36,162
640	" Nasir Book		825	825
641	" Nazma Paper House		412	412
642	" Natun Kathakali		412	412
643	" Naz Publishers		708	708
644	" Nabia Printing & Packaging		386	386
645	M/s. Nipendra Kumar Kundu & Sons		2,287	2,287
646	" New Star Biri Factory		1,448	1,448
647	" Nippon Trading		288	288
648	" Ali & Sons		775	775
649	" Nazim & Co.		3,451	3,451
650	" Noor Islam & Brothers		289	289
651	" Nupur Garments		780	780
652	" Nahar Enterprise		10,857	10,857
653	" Navar Printing Press		1,398	1,398
654	" Nirman Enterprise		420	420



S.I..No	Name Of Party	Details	Amount in Taka	
			30 June, 2021	30 June, 2020
655	" New Ashrafia Library		280	280
656	" Nabin Printing		528	528
657	" Nahar Printing		994	994
658	" Nusrat Enterprise		3,813	3,813
659	" National Printing		278	278
660	" Nadia printing &Packaging		10,673	10,673
661	" N. Zaman Paper Converting		3,012	3,012
662	" Nasha printing		400	400
663	" New Society Packaging		1,195	1,195
664	" Naf International		2,852	2,852
665	" Nipa Traders		184,070	184,070
666	" N. Zaman & Co.		887	887
667	" National Printing		1,339	1,339
668	" Nawapara Jute Mills		206	206
669	" National Iron Industries		240	240
670	" Nipa Pharmaceuticals		49,506	49,506
671	" Nahid Enterprise		8,782	8,782
672	" National Wide Co.		74,777	74,777
673	" Orient Paper House		1,277	1,277
674	" Omar & Brothers		1,772	1,772
675	" Osman Paper House		3,625	3,625
676	" Olyo Shopping Center		1,444	1,444
677	" O.K Packaging		275	275
678	" Omar Book		380	380
679	" Oponin Chemical		260	260
680	" Paramount Paper Converting		1,317	1,317
681	" Pratidan Sangstha		15,017	15,017
682	" Putakaloy		9,258	9,258
683	" Paper Palace		903	903
684	" Paper Store		14,983	14,983
685	" Pabna Store		2,721	2,721
686	" Pabla Paper Store		1,606	1,606
687	" Pubali Paper House		4,756	4,756
688	" Popular International		4,112	4,112
689	" Pakshi Paper House		4,896	4,896
690	" Parul Paper House		9,859	9,859
691	" Padma Enterprise		6,352	6,352
692	" Popular Trading Corporation		3,228	3,228
693	" Prattashi Traders		1,761	1,761
694	" Poly Traders		497	497
695	" Pratidan Traders		12,270	12,270
696	" Paramount Trading		1,253	1,253
697	" Paper Museum		6,290	6,290
698	" Polash Traders		10,386	10,386
699	" Popy Genaral Store		1,594	1,594
700	" Pragaati Banijjaloy		410	410
701	" Pirojpur Paper traders.		902	902





S.I.No	Name Of Party	Details	Amount in Taka	
			30 June, 2021	30 June, 2020
702	" Popular Paper mart		2,031	2,031
703	" Paramount Paper Converting		220	220
704	M/s. Paper & Stationary		995	995
705	" Paper Sales Syndicate		698	698
706	" Parabat Banijja Bitan		375	375
707	" Parvej Paper House		1,402	1,402
708	" Padma Traders		10,684	10,684
709	" Parnja Overseas		14,121	14,121
710	" Prof. Abdul Wadud Khan		412	412
711	" Paris Garments		41,250	41,250
712	" PuthiGhar		4,182	4,182
713	" Prabhati Traders		5,983	5,983
714	" Padma Paper house		796	796
715	" Punam International		298	298
716	" Pustak Ghar		687	687
717	" Peru & Brothers		400	400
718	" Paper Supply		39,339	39,339
719	" Purbachal Traders		455	455
720	" Paper Enterprise		19,002	19,002
721	" Procician Allied Steel		228	228
822	" Popy Library		602	602
723	" Prown Traders		204	204
724	" Pritom General Store		278	278
725	" Prime Enterprise		203	203
726	" Progati paper House		3,061	3,061
727	" Popular Art		397	397
728	" Pump & Dayhold Ltd.		360	360
729	" Padma Enterprise		13,452	13,452
730	" Popular Packaging Industries		280	280
731	" Prince Paper Product		359	359
732	" Ratinam paper Converting		1,399	1,399
733	" Papia Paper Converting		1,246	1,246
734	" Purabi Paper House		796	796
735	" Popular printer		264	264
736	" Peoples Jute Mills Ltd.		3,137	3,137
737	" Prokash Printing & Packaging		172,282	172,282
738	" Karzadesh Laboratories		271	271
739	" Parul Begum		326	326
740	" Q.H & Brothers		882	882
741	" Kuddus Biri Factory		412	412
742	" Q.H Packages		488	488
743	" Kaderia Publications		90	90
744	" Rokon Uddin		1,170	1,170
745	" R.K Industries		9,441	9,441
746	" Rafique Brothers		254	254
747	" Rowshon Corporation		3,198	3,198
748	" Rahman Brothers		11,318	11,318



S.I.No	Name Of Party	Details	Amount in Taka	
			30 June, 2021	30 June, 2020
749	" Rimjhim Paper House		2,676	2,676
750	" Rowshon Ara Tradin Corporation		1,205	1,205
751	" Rupasha Traders		2,793	2,793
752	" Press Manager, Bangladesh PO		277,519	277,519
753	" Reza Paper House		612	612
754	" Rahman & Sons		419	419
755	" Rupali Garments		962	962
756	" Ramna Traders		50,789	50,789
757	" Rajshahi Paper House		2,582	2,582
758	" Rafique Enterprise		3,412	3,412
759	" Rashed Traders		3,822	3,822
760	" Rahman Traders		387	387
761	" Rahman Traders		97,899	97,899
762	" Rajia Paper House		740	740
763	" Rana Enterprise		22,747	22,747
764	M/s. Rahman Trading		2,028	2,028
765	" Romel Enterprise		3,533	3,533
766	" Reals Enterprise		1,075	1,075
767	" Raising Enterprise		5,022	5,022
768	" Rana Enterprise		6,370	6,370
769	" Rana Enterprise		275	275
770	" Rana Enterprise		1,797	1,797
771	" Rupsha Printers		260	260
772	" Rahmania Kutubkhana		412	412
773	" Rocki Store		5,609	5,609
774	" R.S Trading		220	220
775	" Rose Enterprise		4,529	4,529
776	" Rahmat Enterprise		12,060	12,060
777	" Rahmania Traders		2,374	2,374
778	" Rupali Paper Store		615	615
779	" Ripon Stationary		261	261
780	" Ripa Enterprise		2,903	2,903
781	" Riaz Brothers		1,810	1,810
782	" Korea Store		4,049	4,049
783	" Royal Store		217	217
784	" R.M Traders		4,244	4,244
785	" Ramna Printing & Packaging		661	661
786	" Rupsha Paper Converting		700	700
787	" Rahmania Enterprise		7,036	7,036
788	" R.S Trading		900	900
789	" Rasel Cutting Center		995	995
790	" Rajshahi Reshmi Center		720	720
791	" Rana Paper Converting		724	724
792	" Robin Converting & Packaging		7,543	7,543
793	" Rubi Traders		273	273
794	" Ridom Paper Converting		1,782	1,782
795	" Refco Printers		21,283	21,283



এ. মতীন এন্ড কোং
A. MATIN & CO.
 Chartered Accountants

S.I.No	Name Of Party	Details	Amount in Taka	
			30 June, 2021	30 June, 2020
796	" Bina Printing & Packaging		533	533
797	" Rony Converting		2,235	2,235
798	" Rana Packaging Industries		2,862	2,862
799	" Royal Paper Converting		14,379	14,379
800	" Raj Silk Factory		2,283	2,283
801	" Rupali Traders		20,286	20,286
802	" Reshmi		3,376	3,376
803	" Rashi Enterprise		604	604
804	" Roshni Paper House		2,166	2,166
805	" Rashid Enterprise		2,312	2,312
806	" Rifat Printing & Packaging		795	795
807	" Rajshahi Paper Converting		803	803
808	" Rasel Paper House		430	430
809	" Rotari School		1,354	1,354
810	" Rezant Enterprise		239	239
811	" Rina & Brothers		29	29
812	" Raja Mia		248	248
813	" Rubel Enterprise		48,230	48,230
814	" Rumi Food Industries		13,933	13,933
815	" Ruhul Amin		84	84
816	" Rajia Sultana		149,220	149,220
817	" Rasel & Co		50	50
818	" Robi Enterprise		58	58
819	" Sonargaon Paper House		856	856
820	" Sathi Traders		7,834	7,834
821	" Sohel Store		2,187	2,187
822	" A.M Ahmad & Sons		6,525	6,525
823	" Sovon Traders		1,239	1,239
824	M/s. Shamim Trading Co		569	569
825	" Shahnaj Paper Mart		39,390	39,390
826	" Shahnaj Enterprise		1,174	1,174
827	" Shahida Paper House		1,314	1,314
828	" Shamoli Trading		523	523
829	" Shikdar Corporation		473	473
830	" Shah Traders		4,036	4,036
831	" Sayed Enterprise		32,845	32,845
832	" Sayed Enterprise		1,107	1,107
833	" Sattar Match Works		95,884	95,884
834	" Sumona		1,582	1,582
835	" Sanu & Co		1,624	1,624
836	" Sujon Paper Agency		76,246	76,246
837	" Sujon Trading Agency		1,604	1,604
838	" Sonali Paper House		12,058	12,058
839	" Sunflower Enterprise		21,508	21,508
840	" Sulekha Paper Converting		8,517	8,517
841	" Satya Gopal Biswas		438	438
842	" Sun Traders		4,370	4,370





S.L.No	Name Of Party	Details	Amount in Taka	
			30 June, 2021	30 June, 2020
843	" Suvo Rana Traders		2,933	2,933
844	" Sumon Enterprise		2,161	2,161
845	" Safique Paper House		7,056	7,056
846	" Safa Traders		441	441
847	" Sultan Traders		844	844
848	" Shitalakha Traders		1,753	1,753
849	" Sumon International		11,932	11,932
850	" Sumon Builders		1,077	1,077
851	" Surovi Enterprise		2,686	2,686
852	" Saudi Enterprise		538	538
853	" Sardar Brothers		1,265	1,265
854	" Shila Enterprise		1,396	1,396
855	" Sheba Trading		2,552	2,552
856	" Sayem Enterprise		712	712
857	" Siraj & Sons		2,151	2,151
858	" Subarna Sapa Khana		244	244
859	" Saidur Traders		573	573
860	" S & H Company		201	201
861	" Shah Ali Enterprise		572	572
862	" Sinthiya Agency		3,112	3,112
863	" Salehin Corporation		9,390	9,390
864	" Shah Ahmed Trading		22,534	22,534
865	" Shaikat Trading Enterprise		23,640	23,640
866	" Sadek Khan & Co		2,280	2,280
867	" Shahadat Printing Press		962	962
868	" Salahuddin Traders		1,229	1,229
869	" Shihab Printing		411	411
870	" Shapla Traders		33,797	33,797
871	" Shapla Paper Converting		3,728	3,728
872	" Sharif Printing		550	550
873	" Shamadhan Printing		275	275
874	" M.M Traders		629	629
875	" Shaptarupa Bai Prokashani		849	849
876	" Sohel Enterprise		3,377	3,377
877	" Shapla Enterprise		1,348	1,348
878	" Supia Bipani Bitan		96,250	96,250
879	" Shahjalal Pore House		1,716	1,716
880	" Shahi Book		275	275
881	" Shahin Traders		1,555	1,555
882	" Saj Garments		251	251
883	" Shiuli Prokashani		1,618	1,618
884	M/s. Shahid Publications		419	419
885	" Shulov Store		638	638
886	" Sunflower Garments		217	217
887	" Salim Traders		220	220
888	" Shanhai Paper Converting		1,167	1,167
889	" Sayed Brothers		5,860	5,860





S.I.No	Name Of Party	Details	Amount in Taka	
			30 June, 2021	30 June, 2020
890	" Siddique Library		414	414
891	" Sajeda & Co		1,435	1,435
892	" Sahnaj Printing & Packaging		557	557
893	" Sohan Printing & Packaging		15,036	15,036
894	" Shamim Paper House		403	403
895	" Sagar Paper Mart		2,234	2,234
896	" Sanjib Paper Mart		1,646	1,646
897	" Satura Traders		2,694	2,694
898	" S.R Enterprise		276	276
899	" Sastri Printing & Packaging		550	550
900	" Supti Enterprise		961	961
901	" Sun Cutting & Packaging		280	280
902	" Samata Paper Converting		280	280
903	" Sukhi Trading		3,515	3,515
904	" Sundarban Banijya Bitan		627	627
905	" Shima Garments		2,440	2,440
906	" Food Printing & Packaging		360	360
907	" Siddique Traders		2,220	2,220
908	" S.M Taslim Paper Enterprise		838	838
909	" Star Printing & Packaging		795	795
910	" Sun Cutting & Packaging		2,311	2,311
911	" Shimla Printing		1,883	1,883
912	" Sunrise Packaging		1,498	1,498
913	" Selim & Co		2,614	2,614
914	" Selim Paper		378	378
915	" S & S Brothers		1,183	1,183
916	" S.O Garments		824	824
917	" Shivshakti Store		525	525
918	" Shamsar & Brothers		323	323
919	" Shetu Paper House		414	414
920	" S. Alam & Sons		1,778	1,778
921	" Sufi Traders		1,402	1,402
922	" Sherson & Co		424	424
923	" Siddique Paper House		2,229	2,229
924	" Shahobag Sathi		16,849	16,849
925	" Sunrise Traders		201	201
926	" Surma Enterprise		996	996
927	" Salam Traders		846	846
928	" Sunrise Packaging		596	596
929	" Subna Printing		720	720
930	" Sharif Packaging		267	267
931	" Sani Packers		1,190	1,190
932	" Selim Enterprise		204	204
933	" Saleha Library		3,940	3,940
934	" Siddique & Brothers		422	422
935	" Sujan Bitan		1,275	1,275
936	" Shakila Printing		596	596





S.I.No	Name Of Party	Details	Amount in Taka	
			30 June, 2021	30 June, 2020
937	" Monsoon Printing & Packaging		398	398
938	" Sahid Gaji Paper Converting		1,246	1,246
939	" Sardar A.Mutaleb		1,541	1,541
940	" Safique Brothers		59,640	59,640
941	" Sunmoon Group of Company		875	875
942	" Sohel Enterprise		8,019	8,019
943	" Sadi Enterprise		381	381
944	M/s. Sundarban Traders		431	431
945	" Selim Brothers		3,069	3,069
946	" Scuib Pharmaceuticals		1,000	1,000
947	" Shima Pharmaceuticals		346	346
948	" Sharif General Store		213	213
949	" Sourov Enterprise		397	397
950	" Sonali Paper House		998	998
951	" S.M Harunur Rashid		207	207
952	" Sheba Trading Corporation		226	226
953	" Sohag & Brothers		4,470	4,470
954	" Surma Lima Manufacturing		305	305
955	" Silp Limited		159	159
956	" Saidul Islam		101	101
957	" Siddikur Rahman		28	28
958	" Siraj Enterprise		29,916	29,916
959	" Skylab Pharmaceuticals		24,830	24,830
960	" Sunflower Traders		8	8
961	" Sipra saha		10	10
962	" Shirin Enterprise		485	485
963	" S. Mohamed Ali		10	10
964	" S.H. Enterprise		107	107
965	" Shahidul Islam		279	279
966	" Syed Ishaq Ali		35	35
967	" S.A Haq		25	25
968	" Traders		4,173	4,173
969	" Twinkle Trading		384	384
970	" Tarafdar Trading		27,007	27,007
971	" Titas Trading		1,503	1,503
972	" Taj Paper Store		4,428	4,428
973	" Taj Publications House		63,710	63,710
974	" Tarek Enterprise		831	831
975	" Taj Biri & Aziz Biri Factory		32,232	32,232
976	" Tanvir Enterprise		317	317
977	" T. Ali Traders		1,458	1,458
978	" Tapasi Traders		2,936	2,936
979	" Tilottoma Boi Ghar		1,765	1,765
980	" Tawhid Press Pub.		8,950	8,950
981	" Tuhin Enterprise		1,156	1,156
982	" Tasu Corp.		4,394	4,394
983	" Triratna Traders		221	221



S.L.No	Name Of Party	Details	Amount in Taka	
			30 June, 2021	30 June, 2020
984	" The Printing & Packaging		2,724	2,724
985	" Tajul Islam Co.		773	773
986	" The Sunrise		755	755
987	" The Jungle Primer		1,072	1,072
988	" Trade Enterprise		520	520
989	" Tanmoy Enterprise		-----	-----
990	" Tanvir Enterprise		-----	-----
991	" Universal Traders		14,246	14,246
992	" Ureja Traders		294	294
993	" United Traders		6,828	6,828
994	" Uttara Paper House		6,245	6,245
995	" U.S. Store		2,071	2,071
996	" United Commercial Enterprise		314	314
997	" United Packaging		1,901	1,901
998	" Unnayan Shohojogi		100	100
999	" Umme General Store		334	334
1000	" Unik Paper & Converting		1,312	1,312
1001	" Urbashi Traders		600	600
1002	" Upakul Biponi		1,024	1,024
1003	" Venus Paper Traders		3,995	3,995
1004	M/s. Varity Store		563	563
1005	" Waliar Rahman		680	680
1006	" Welcome Enterprise		992	992
1007	" Wilson International		412	412
1008	" Wahab Store		2,366	2,366
1009	" Waliullah Board Paper House		537	537
1010	" Western Printing & Packaging		339	339
1011	" Wary Paper Converting		1,208	1,208
1012	" Wills Garments		310	310
1013	" Yasin Shah		340	340
1014	" Yousuf Enterprise		5,260	5,260
1015	" Yousuf & Co.		4,254	4,254
1016	" Younus Enterprise		1,960	1,960
1017	" Yasmin Jahan Enterprise		2,367	2,367
1018	" Yousuf Paper Trading		425	425
1019	" Jakaria & Brothers		1,020	1,020
1020	" Jahir Paper Stationary		220	220
1021	" Uttara Bakro & Packajing		3,038	3,038
1022	" Ziauddin Paper Store		4,607	4,607
1023	" Zamal Brothers		2,850	2,850
1024	" Zahid Hossain		5,427	5,427
1025	" Zamiruddin Brothers		2,797	2,797
1026	" Zia Enterprise		990	990
1027	" Zakir Traders		638	638
1028	" Zaki Traders		466	466
1029	" Z. Traders		375	375
1030	" Z.A Paper Converting		199	199



S.I.No	Name Of Party	Details	Amount in Taka	
			30 June, 2021	30 June, 2020
1031	" Zahan Enterprise		259	259
1032	" Zakir Hossain		261	261
1033	" Shibli Store		880	880
1034	" Universal Traders		339	339
1035	" The Daily Akbar		579	579
1036	" Azkar Prattasha		25,022	25,022
1037	" Azkar kagaj		2,623	2,623
1038	" Anirban		14,848	14,848
1039	" Daily Azad Publication		44,203	44,203
1040	" Azkar Ganashakti		428	428
1041	" Azker Bangladesh		3,680	3,680
1042	" Alamin		3,203	3,203
1043	" Daily Alankar		3,240	3,240
1044	" Daily Azker Asha		1,982	1,982
1045	" Daily Ashian Bani		10,446	10,446
1046	" Andolan Bazar		360	360
1047	" Daily Azker Shrity		2,873	2,873
1048	" Daily Amal		952	952
1049	" Azker Darpan		652	652
1050	" Azker Vola		11,001	11,001
1051	" Daily Arthanity		3,573	3,573
1052	" Daily Banglar Mook		2,197	2,197
1053	" Daily Bangla		41,423	41,423
1054	" Daily Vohrar Dak		18,228	18,228
1055	" Bangladesh Observer		123,845	123,845
1056	" Bangladesh Times		18,491	18,491
1057	" Daily Bisha Dak		1,085	1,085
1058	" Daily Bhor		400	400
1059	" Bangla Bazar Patrika		39,225	39,225
1060	" Bhorar Khabar		21,030	21,030
1061	" Banglar Darpan		11,708	11,708
1062	" Daily Biral		401	401
1063	" Daily Brohmanbaria		1,202	1,202
1064	M/s. Daily Bhairab		4,442	4,442
1065	" Capital News		15,981	15,981
1066	" Jugantar		1,059	1,059
1067	" Daily Dabanal		4,689	4,689
1068	" Daily Dashar Katha		2,367	2,367
1069	" Daily Desh Bangla		8,468	8,468
1070	" Daily Dakhinachal		1,780	1,780
1071	" Dai Desh Hitaishi		225	225
1072	" Dainik Desh Janta		1,094	1,094
1073	" Ahsan		596	596
1074	" Economic Post		22,067	22,067
1075	" Dainik Ichamati		730	730
1076	" Fariad		914	914
1077	" Financial Express		114,291	114,291



S.I.No	Name Of Party	Details	Amount in Taka	
			30 June, 2021	30 June, 2020
1078	" Ganakatha		5,007	5,007
1079	" Ganadesh		733	733
1080	" Ganojagaran		648	648
1081	" Gram Shamachar		2,591	2,591
1082	" Halchal		412	412
1083	" Dainic Inkelab		281,094	281,094
1084	" Inchaf Barta		7,213	7,213
1085	" Ettahad		4,910	4,910
1086	" Independent		8,824	8,824
1087	" Janapad		4,038	4,038
1088	" Janmabhumi		29,569	29,569
1089	" Janata		3,658	3,658
1090	" Jahan		12,245	12,245
1091	" Jalalabad		849	849
1092	" Janabani		7,149	7,149
1093	" Daily Krishan		5,111	5,111
1094	" Daily Sakal Bala		5,314	5,314
1095	" Daily Kartoa		75,656	75,656
1096	" Daily Khabar		200,136	200,136
1097	" Daily Kallan		822	822
1098	" Daily Life		26,875	26,875
1099	" Daily Muslim World		1,683	1,683
1100	" Daily Morning Sun		12,315	12,315
1101	" Daily Mail		57,978	57,978
1102	" Daily Mukta Katha		759	759
1103	" Daily Mukto Barta		418	418
1104	" Daily Nowroj		49,805	49,805
1105	" Daily Manab Jamin		4,315	4,315
1106	" Daily New Nishan		6,439	6,439
1107	" Daily News		626	626
1108	" Daily Nobajat		768	768
1109	" Nutan Bangladesh		864	864
1110	" Daily of Obhijan		1,909	1,909
1111	" Daily New Time		836	836
1112	" Daily Nayabangla		127,929	127,929
1113	" Daily Ocean		12,451	12,451
1114	" Daily Peoples Veiw		1,521	1,521
1115	" Daily Purabhi		53,789	53,789
1116	" Daily Pratidan		1,319	1,319
1117	" Daily Purba Abhash		2,609	2,609
1118	" Dainic Probaho		442	442
1119	" Dainik Patrika		1,225	1,225
1120	" Dainik Purbakon		11,639	11,639
1121	" Dainik Prantor		11,009	11,009
1122	" Dainik Purbatara		651	651
1123	" Dainik Pathakar Kagoj		212	212
1124	M/s. Dainik Prime		179,089	179,089





S.I.No	Name Of Party	Details	Amount in Taka	
			30 June, 2021	30 June, 2020
1125	" Dainik Rupasi Bangla		847	847
1126	" Dainik Rupali		2,062	2,062
1127	" Dainik Sangbad		10,282.00	10,282.00
1128	" Daily Star		39,526	39,526
1129	" Dainik Sanggram		206,439	206,439
1130	" Dainik Sabuj Bangla		883	883
1131	" Dainik Samachar		11,562	11,562
1132	" Dainik Syndicate		1,054	1,054
1133	" Daily Saikat		42,089	42,089
1134	" Daily Sunshine		1,290	1,290
1135	" Daily Samabash		1,994	1,994
1136	" Danik Sakaler Khabar		36,981	36,981
1137	" Dainik Sundarban		6,891	6,891
1138	" Dainik Sonar Desh		4,863	4,863
1139	" Dainik Sadya Khabar		3,155	3,155
1140	" Dainik Sangbad Patra		5,908	5,908
1141	" Dainik Sattar Dak		436	436
1142	" Dainik Saikat		11,269	11,269
1143	" Dainik Sattar Bani		88,121	88,121
1144	" Dainik Santan		22,780	22,780
1145	" Dainik Sonar Sangbad		325	325
1146	" Dainik Tritun		9,390	9,390
1147	" Dainik Thikana		1,405	1,405
1148	" Dainik Tista		4,712	4,712
1149	" Dainik Telegraph		45,072	45,072
1150	" Dainik To - Ta		12,968	12,968
1151	" Dainik Uttranchal		546	546
1152	" Dainik Uttara		64,250	64,250
1153	" Dainik Uttar		1,275	1,275
1154	" Dainik Uttap		781	781
1155	" Dainik Uday		6,240	6,240
1156	" Sa. Amar Desh		2,624	2,624
1157	" Sa. Album		540	540
1158	" Sa. Abibharb		14,405	14,405
1159	" Sa. Al Minar		412	412
1160	" Sa. Akarshan		737	737
1161	" Sa. Akanta Apan		597	597
1162	" Sa. Auparadh Chittra		11,060	11,060
1163	" Saptahik Azker Surjauday		2,056	2,056
1164	" Saptahik Agnishikha		925	925
1165	" Saptahik Bandhu		3,057	3,057
1166	" Saptahik Bai - Bichitra		776	776
1167	" Saptahik Bagum		2,422	2,422
1168	" Saptahik Bibartan		608	608
1169	" Saptahik Banabhumi		2,858	2,858
1170	" Saptahik Banabhumi		737	737
1171	" Saptahik Kalam		275	275





এ. মতীন এন্ড কোং
A. MATIN & CO.
Chartered Accountants

S.I.No	Name Of Party	Details	Amount in Taka	
			30 June, 2021	30 June, 2020
1172	" Saptahik Bichitra		30,420	30,420
1173	" Saptahik Bichitra Nar Nare		470	470
1174	" Saptahik Bichitra Sangbad		6,005	6,005
1175	" Saptahik Chitrani		3,006	3,006
1176	" Saptahik Chitrabangla		77,116	77,116
1177	" Saptahik Chakuribarta		37,282	37,282
1178	" Saptahik Chayapath		40,843	40,843
1179	" Saptahik Chuti		2,979	2,979
1180	" Saptahik Cinema		3,187	3,187
1181	" Saptahik Chakra		687	687
1182	" Saptahik Desh Chitra		11,766	11,766
1183	" Saptahik Desh Barta		1,418	1,418
1184	M/s. Saptahik Dewan		1,795	1,795
1185	" Saptahik Dhak Dhol		1,279	1,279
1186	" Saptahik Desh Bandhu		632	632
1187	" Saptahik Dialogue Publications		10,102	10,102
1188	" Saptahik Desh-Deshantar		2,196	2,196
1189	" Saptahik Darpan		400	400
1190	" Saptahik Ittehad		20,484	20,484
1191	" Sa.Estern-Tribubhan		984	984
1192	" Saptahik Faisal		412	412
1193	" Sa.Giridarpan		1,109	1,109
1194	" Sa.Gana Adalat		793	793
1195	" Saptahik Ganamat		3,606	3,606
1196	" Saptahik Gana Chinta		1,112	1,112
1197	" Saptahik Gana Bangla		482	482
1198	" Saptahik Gana Shakti		412	412
1199	" Saptahik Gilam Pass		3,402	3,402
1200	" Saptahik Holiday		1,311	1,311
1201	" Saptahik Harated		2,929	2,929
1202	" Saptahik Ispat		643	643
1203	" Saptahik Jahanano		73,356	73,356
1204	" Saptahik Gugabana		65,754	65,754
1205	" Saptahik Gugabana		881	881
1206	" Sa. Jagrata Janata		968	968
1207	" Saptahik Janata		517	517
1208	" Sa. Jibaner Alo		414	414
1209	" Saptahik Jaygan		1,603	1,603
1210	" Saptahik Jhorna		861	861
1211	" Saptahik Jai jai dine		469	469
1212	" Saptahik Kalantar		1,569	1,569
1213	" Saptahik Kagoj Barta		1,716	1,716
1214	" Saptahik Kakon		653	653
1215	" Saptahik Khoborer Khagoj		425	425
1216	" Saptahik Kabar Pothe		5,796	5,796
1217	" Saptahik Khulna		6,178	6,178
1218	" Saptahik Larai		14,900	14,900





এ. মতীন এন্ড কোং
A. MATIN & CO.
Chartered Accountants

S.I.No	Name Of Party	Details	Amount in Taka	
			30 June, 2021	30 June, 2020
1219	" Saptahik Laboni		8,410	8,410
1220	" Saptahik Muktibani		7,227	7,227
1221	" Matamot		48,586	48,586
1222	" Saptahik Meghna		12,840	12,840
1223	" Saptahik Manchitra		969	969
1224	" Saptahik Moumachi		1,392	1,392
1225	" Saptahik Monorama		87,238	87,238
1226	" Saptahik Muslim Jahan		769	769
1227	" Saptahik Nishi Bhore		493	493
1228	" SaptahikNatun Bangla		3,599	3,599
1229	" Saptahik Niketon		540	540
1230	" Saptahik natun Barta		550	550
1231	" Saptahik Nari kotha		1,376	1,376
1232	" Saptahik Neta		400	400
1233	" Saptahik Nabojug		687	687
1234	" Saptahik Naya Barta		2,554	2,554
1235	" Saptahik Provab		798	798
1236	" Saptahik Purbani		56,486	56,486
1237	" Saptahik Padma		360	360
1238	" Saptahik Probidhan		435	435
1239	" Saptahik Parapar		720	720
1240	" Saptahik Pulse		787	787
1241	" Saptahik Polly Shamachar		417	417
1242	" Saptahik Pattan		1,002	1,002
1243	" Saptahik Parikrama		667	667
1244	M/s. Saptahik Polly Bangla		1,577	1,577
1245	" Saptahik Polly Bandhu		1,821	1,821
1246	" Saptahik Purnima		8,085	8,085
1247	" Saptahik Protidan		655	655
1248	" Saptahik Parlament		298	298
1249	" Saptahik Postcard		5,812	5,812
1250	" Saptahik Protibad		3,250	3,250
1251	" Saptahik Rahasia Anusandhan		398	398
1252	" Saptahik Rajniti		355	355
1253	" Saptahik Report		1,106	1,106
1254	" Saptahik Rajpath		12,996	12,996
1255	" Saptahik Rashtra		1,251	1,251
1256	" Saptahik Sobuj Biplob		305	305
1257	" Saptahik Sangbad chitra		4,273	4,273
1258	" Saptahik Anushondhani		3,768	3,768
1259	" Saptahik Shamachar		140,594	140,594
1260	" Saptahik Shugandha		3,236	3,236
1261	" Saptahik Shokal		1,493	1,493
1262	" Saptahik Shochitra Shadesh		2,662	2,662
1263	" Saptahik Shangbadik		13,179	13,179
1264	" Saptahik Shattyakatha		1,645	1,645
1265	" Saptahik Shamaj		550	550





এ. মতীন এন্ড কোং
A. MATIN & CO.
Chartered Accountants

S.I.No	Name Of Party	Details	Amount in Taka	
			30 June, 2021	30 June, 2020
1266	" Saptahik Shachitra Deshkal		1,620	1,620
1267	" Saptahik Shonar Bangla		1,495	1,495
1268	" Saptahik Sad		2,187	2,187
1269	" Saptahik Shochitra ghoshona		632	632
1270	" Saptahik Shirin		865	865
1271	" Saptahik Semicolon		3,559	3,559
1272	" Saptahik Go'shami		382	382
1273	" Saptahik Shish Shangbad		1,044	1,044
1274	" Saptahik Tide		2,204	2,204
1275	" Saptahik Taral		720	720
1276	" Saptahik Typhoon		360	360
1277	" Saptahik Akota Bani		1,133	1,133
1278	" Saptahik Uttarbani		608	608
1279	" Saptahik Upazila		1,070	1,070
1280	" Saptahik Udoyer Ppathe		13,504	13,504
1281	" Saptahik World Time		388	388
1282	" Saptahik Obisshorika		703	703
1283	" Saptahik Farnahit Anik		665	665
1284	" Saptahik Arithmetic Samachar		962	962
1285	" Saptahik Ananda Bichitra		91,064	91,064
1286	" Troimashik Ananya		1,989	1,989
1287	" Troimashik Sinha		463	463
1288	" Troimashik Dhaka Mail		1,000	1,000
1289	" Troimashik Color Bhuban		399	399
1290	" Troimashik Krira Jagat		23,897	23,897
1291	" Troimashik Kriralok		1,791	1,791
1292	" Troimashik Nabadarpan		305	305
1293	" Troimashik Palabadal		599	599
1294	" Troimashik Rang a Rang		455	455
1295	" Troimashik Shaugat		1,354	1,354
1296	" Troimashik Samai		10,769	10,769
1297	" Troimashik Tarokalok		2,793	2,793
1298	" Mashik Obayab		760	760
1299	" Mashik Apnar Shasthya		486	486
1300	" Mashik Adhunik Chikitsha		245	245
1301	" Mashik Aurthobani		264	264
1302	" Mashik Bidisha		331	331
1303	" Mashik Bisshya Biddyaloy Campus		333	333
1304	M/s. Mashik Katun Grada (pvt) ltd		3,409	3,409
1305	" Mashik Darve		490	490
1306	" Mashik Digest		1,269	1,269
1307	" Mashik Fulkali		404	404
1308	" Mashik Gonoshatta		3,474	3,474
1309	" Mashik Gonokendra		5,295	5,295
1310	" Mashik Ghoroa		68,776	68,776
1311	" Mashik Jonaki		610	610
1312	" Mashik Jinjira		731	731





এ. মতীন এন্ড কোং
A. MATIN & CO.
Chartered Accountants

S.L.No	Name Of Party	Details	Amount in Taka	
			30 June, 2021	30 June, 2020
1313	" Mashik kathamala		487	487
1314	" Mashik Kamona		423	423
1315	" Mashik Kapat		235	235
1316	" Mashik Laxmipur Barta		398	398
1317	" Mashik Madina		607	607
1318	" Mashik Sailaab		1,655	1,655
1319	" Mashik Notun Dhaka Digest		281	281
1320	" Mashik Quisak Barta		595	595
1321	" Mashik Prescription		1,908	1,908
1322	" Mashik Prottashi		489	489
1323	" Mashik Rokhsana		1,222	1,222
1324	" Mashik Rohoshya Patrika		1,021	1,021
1325	" Mashik Shangeet		116	116
1326	" Mashik Shapla		62,330	62,330
1327	" Mashik Shondipan		137	137
1328	" Mashik Shomota		13,050	13,050
1329	" Mashik Shongeeet Barta		216	216
1330	" Mashik Television		513	513
1331	" Quarterly Unmesh		671	671
1332	" Shaptahik Arafat		423	423
1333	" Shaptahik Shangbad Bichitra		616	616
1334	" Gazi Traders		485	485
	TOTAL		13,640,481	13,640,481





এ. মতীন এন্ড কোং
A. MATIN & CO.
 Chartered Accountants

KHULNA NEWSPRINT MILLS LTD.

Schedule of Security Deposit Received

For the year ended 30 June 2021

Annexure- B 4

Sl. No.	Particulars	Amount in Taka	
		30 June, 2021	30 June, 2020
1.	M/S. Associated Trade International	250	250
2.	" A.H. Enterprise	4,955	4,955
3.	" M.M & K. International	5,000	5,000
4.	" A.M.G. Board Factory	17,160	17,160
5.	" Ahamed Dyes & chemicals	38,449	38,449
6.	" Alomgir Engineering Works	2,180	2,180
7.	" Ali Enterprise	35,000	35,000
8.	" Ahamed Shipping Lines	2,100	2,100
9.	" Asraf Ali Brothers	250	250
10.	" Al-Amin Traders	250	250
11.	" Associates Scientific Store	250	250
12.	" Abdul lateef	2,500	2,500
13.	" Ali Hussain & co.	500	500
14.	" Abdul Manna & co.	500	500
15.	" A.A. Rhaman	1,000	1,000
16.	" Ashrafia Saw mill	5,000	5,000
17.	" Abdul Munsur & co.	5,250	5,250
18.	" A.R.K. Navigation & co.	5,000	5,000
19.	" Ahamed Brothers	4,630	4,630
20.	" Abul Husain Bepari	1,250	1,250
21.	" Augrodot	350	350
22.	" Auruchi & co	250	250
23.	" Abul Kasem	19,900	19,900
24.	" Ali Traders	250	250
25.	" Ali mill store	4,750	4,750
26.	" Anowar Trading Corporation	250	250
27.	" A. Sattar & co	600	600
28.	" Alom Shah Traders	50	50
29.	" Aukil & co	250	250
30.	" Ahamed Husain & co.	750	750
31.	" Abul Kasem	2,000	2,000
32.	" Abdul Gani	1,000	1,000
33.	" A. Galil Iron Store	4,988	4,988
34.	" A. Rahim Iron Store	2,500	2,500
35.	" A. Rouf & Brothers	1,000	1,000
36.	" Asaduzzaman	545	545
37.	" A. Galil	500	500
38.	" Abul kasem	500	500
39.	" Aziz	1,500	1,500
40.	" Azad Iron Store	3,800	3,800
41.	" A. Samad Bepari	2,400	2,400
42.	" A. Rhaman	2,000	2,000
43.	" Anisul Haque Choudhury	250	250





এ. মতীন এন্ড কোং
A. MATIN & CO.
 Chartered Accountants

Sl. No.	Particulars	Amount in Taka	
		30 June, 2021	30 June, 2020
44.	" Afazuddin Book Binding	230	230
45.	" Amir Hussain	3,000	3,000
46.	" Ali Hussain & Rayon Mill	4,000	4,000
47.	" Azad Traders	28,957	28,957
48.	" Ahamed Traders	250	250
49.	" Azahar Hardware Store	525	525
50.	" Azom Traders	250	250
51.	" Al- murad Enterprise	1,815	1,815
52.	" A. Haque & Sons	5,000	5,000
53.	M/S. Abdus Salam	5,872	5,872
54.	" Abul Khair	500	500
55.	" Anis Traders	500	500
56.	" Alom Brothers	2,124	2,124
57.	" Anal Sons Tool Store	500	500
58.	" A.K. Trading Corporation	3,515	3,515
59.	" Anis & Brothers	367	367
60.	" Ahamed & Sons	500	500
61.	" Abdul Karim	25,000	25,000
62.	" Abul Hasem	4,748	4,748
63.	" Elahee motors	2,980	2,980
64.	" Al- Amin Scale Corporation	1,000	1,000
65.	" Amzad Hosain	3,000	3,000
66.	" Abdul Kader	125	125
67.	" Ansari Brothers	100	100
68.	" Asia Automobiles	365	365
69.	" Alom Furniture mart	6,836	6,836
70.	" Anis Trading Agency	5,283	5,283
71.	" Al- modina cloth Store	5,250	5,250
72.	" A.H. Industries	400	400
73.	" Abdul Khaleque	10,000	10,000
74.	" Ali & co.	100	100
75.	" A. Rauf & Brothers	1,260	1,260
76.	" Atlas Traders	128,800	128,800
77.	" Altaf Brothers	500	500
78.	" Asad Iron	500	500
79.	" Augrodot	380	380
80.	" Anupam art Press	3,000	3,000
81.	" Anupam Battery	294	294
82.	" Abdus Salam	7,854	7,854
83.	" Amin Paper House	5,301	5,301
84.	" Anis & Trading	400	400
85.	" Anis Brothers	2,500	2,500
86.	" A. Jabbar Shorder	500	500
87.	" Amin Bakery & confactionary	300	300
88.	" Abbas & co.	250	250
89.	" Abdul Lateef	500	500
90.	" Anowarul Bahar	3,000	3,000
91.	" A. Samad Bepari	1,200	1,200





এ. মতীন এন্ড কোং
A. MATIN & CO.
 Chartered Accountants

Sl. No.	Particulars	Amount in Taka	
		30 June, 2021	30 June, 2020
92.	" Abdul galil Iron Store	2,000	2,000
93.	" Al- Berun & co.	4,550	4,550
94.	" A.H. Automobiles	850	850
95.	" Augroni Transport Service	59,500	59,500
96.	" Al- Hag Habibur Rahman	570	570
97.	" Allience Service	12,600	12,600
98.	" Aliana Service	2,900	2,900
99.	" Aubiroto Agenci	50,000	50,000
100.	" Ahamad Publications	5,000	5,000
101.	" Abul & co.	1,000	1,000
102.	" Soni Traders	1,522	1,522
103.	" Apu Sanitary & Hardware Store	10,675	10,675
104.	" A.M. & K. Int.	14,578	14,578
105.	" A.R. Automation	3,000	3,000
106.	" Al- Imran Brothers	10,125	10,125
107.	" A.G. & co.	15,000	15,000
108.	" A.M.K. International	10,000	10,000
109.	" Alum Industries	144,538	144,538
110.	" Anglo Asian International	9,500	9,500
111.	" Ashraf Ali Enterprise	25	25
112.	" A.K. Mollah & co.	2,200	2,200
113.	" Auni Zoni Enterprise	200	200
114.	M/S. A.K Azad	500	500
115.	" Alif mim Enterprise	5,900	5,900
116.	" Auvi Corporation	24,800	24,800
117.	" Aurk Association Ltd	40,000	40,000
118.	" Economic Foundation	1,875	1,875
119.	" Aukota gute Fiber	49,975	49,975
120.	" Arif Traders	5,005	5,005
121.	" Aunonto Traders	100	100
122.	" B.M. Board Mills	7,020	7,020
123.	" Benu Enterprise	140	140
124.	" Bicolpo Chemical	20,000	20,000
125.	" Bakor International	10,300	10,300
126.	" Banigo Banigika	500,00	500,00
127.	" Bangladesh Re-Roling Mills	250	250
128.	" Bhuya Construction	500	500
129.	" Bangladesh Match co.	10,000	10,000
130.	" Bangladesh Trading	250	250
131.	" Biswas Hardware Store	250	250
132.	" Babul Traders	2,040	2,040
133.	" A. Rahman Traders	250	250
134.	" Bahumukhi Banigo Sangstha	500	500
135.	" Badsa & co.	1,000	1,000
136.	" Bangladesh Shilpha Bank	392	392
137.	" Bengol Automobiles	2,709	2,709
138.	" Babul Electric Store	250	250
139.	" Bengol Electirc	1,000	1,000





এ. মতীন এন্ড কোং
A. MATIN & CO.
 Chartered Accountants

Sl. No.	Particulars	Amount in Taka	
		30 June, 2021	30 June, 2020
140.	" Bengol Hardware Mart	500	500
141.	" B.K. Agencies	250	250
142.	" Baikali Timber Store	250	250
143.	" Babul Traders	2,000	2,000
144.	" Bayer pharmaceuticals	3,000	3,000
145.	" Barishal Traders	10,500	10,500
146.	" Bismillah Traders	100	100
147.	" Babul Electric Store	250	250
148.	" Beauty Corporation	425	425
149.	" Biswas & Brothers	1,647	1,647
150.	" Bhai Bhai Volkaniging	1,500	1,500
151.	" Blueman Engineering	1,800	1,800
152.	" Barani Enterprise	2,850	2,850
153.	" Bonospoti Timber Store	500	500
154.	" Badsha Traders	500	500
155.	" Venus International	4,024	4,024
156.	" Bakul Traders	7,277	7,277
157.	" Balaka Enterprise	13,094	13,094
158.	" Babul & Brothers	2,200	2,200
159.	" Biddut Bichitra	3,000	3,000
160.	" Bono Kollan Work Food	9,000	9,000
161.	" Bhairob Traders	4	4
162.	" Bionic Engineering	17,678	17,678
163.	" Bengol Telecommunication	5,800	5,800
164.	" Babu Enterprise	2,450	2,450
165.	" B.N.S. Trade Syndicate	3,790	3,790
166.	" Blucas & co.	24,170	24,170
167.	" Bonobivag gonokollan Somiti	500	500
168.	" Babu Enterprise	9,390	9,390
169.	" Christal Cables	7,600	7,600
170.	" Chittagong motors	250	250
171.	" Central Hardware Store	2,750	2,750
172.	" City Furniture	250	250
173.	" Chittagong Automobiles	500	500
174.	" Crescent Battery & co.	250	250
175.	" Capital Scientific Industries	575	575
176.	" Capital Industries	645	645
177.	" Chowdhury & co.	8,600	8,600
178.	" Central Sanitary	250	250
179.	" Continental Com. Agencies	6,500	6,500
180.	" College Letter Store	1,500	1,500
181.	" City Motors	3,160	3,160
182.	" Chowdhury Hardware Store	1,500	1,500
183.	" Century Motors	250	250
184.	" K.M.(Pvt) Enterprise	750	750
185.	" Commercial Enterprise	1,500	1,500
186.	" Civide	2,500	2,500
187.	" City Type Writers	175	175



Sl. No.	Particulars	Amount in Taka	
		30 June, 2021	30 June, 2020
188.	" Sholua Traders	1,155	1,155
189.	" Crescent Board & Pack. Industr.	9,360	9,360
190.	" Chamili Engineering	13,040	13,040
191.	" Continetal Courier	2,000	2,000
192.	" Dhaka Match Bangladesh Ltd.	5,000	5,000
193.	" Parlar Enterprise	5,000	5,000
194.	" Dada Match Works	5,000	5,000
195.	" Desh Scientific	500	500
196.	" Dominion Tools	500	500
197.	" Dysns Automobiles	7,095	7,095
198.	" Delta Trading	500	500
199.	" Dhaka Foundy Works	2,000	2,000
200.	" Don Trading International	1,000	1,000
201.	" Delwar Traders	3,701	3,701
202.	" Digonto Com.	120	120
203.	" Dhaka Trading	5,000	5,000
204.	" Averer (BD) L.T.D	560	560
205.	" Eastern Mercantile & co.	9,825	9,825
206.	" Engineering Construction	39,874	39,874
207.	" Eastern Saw Mill	2,000	2,000
208.	" Eastern Hardware Mart	2,350	2,350
209.	" Eastern Paper Traders	5,850	5,850
210.	" Enamul Haque	3,000	3,000
211.	" Eastern Traders	517	517
212.	" Emperial Rabber Industries	244	244
213.	" East Bengal Suppliers	7,871	7,871
214.	" Evertall Traders	450	450
215.	" Eva International	501	501
216.	" Evergreen Corp.	90,232	90,232
217.	" Imperial Rubber Works	68	68
218.	" Iffat Motors	3,000	3,000
219.	" Evergreen Scale & Engineerin.	4,745	4,745
220.	" Ear ali & sons	57	57
221.	" Energypak Industries Ltd	2,550	2,550
222.	" Friends Hardware	500	500
223.	" Eastern Cloth Store	30	30
224.	" Friends Traders	3,202	3,202
225.	" Faruk	1,000	1,000
226.	" Faruk Chemical Industries	2,738	2,738
227.	" Friends & co.	250	250
228.	" Fatema Enterprise	3,000	3,000
229.	" F. Rahman Trading	2,000	2,000
230.	" Fatema Dockyard & Ind.	3,788	3,788
231.	" Gafur Enterprise	500	500
232.	" General Rice Mill Store	250	250
233.	" General Electric co.	500	500
234.	" Green Bangla Trading & co	250	250
235.	" G.S. Chemical Industries	100	100



Sl. No.	Particulars	Amount in Taka	
		30 June, 2021	30 June, 2020
236.	" Good Line Enterprise	634	634
237.	" Gausia Printing Press	100	100
238.	" Good Luck Enterprise	635	635
239.	" Gazi Corporation	97,000	97,000
240.	" Globex Marketing	315	315
241.	" Golam Nabi	5,000	5,000
242.	" Good Will Trade Int.	5,550	5,550
243.	" Haque Traders	3,990	3,990
244.	" Hussain & Sons	3,000	3,000
245.	" Hasan Enterprise	11,634	11,634
246.	" Habib Brothers	6,650	6,650
247.	" Helal Brothers	1,783	1,783
248.	" Hasan & Sons	250	250
249.	" Hasem Electric co.	250	250
250.	" Harun & co.	250	250
251.	" Hamid Agencies	500	500
252.	" Hyder Trading & co.	500	500
253.	" J.P.A. Corporation	250	250
254.	" H.I. Trading co.	5,900	5,900
255.	" Howrah Trading	6,020	6,020
256.	" Habib Iron Engineering	1,500	1,500
257.	" Hazi Dawood & co.	100,000	100,000
258.	" H.M. Trading	243	243
259.	" Hussain & co.	36,350	36,350
260.	" Howlader & co.	1,000	1,000
261.	" Hafiz Engineering	150	150
262.	" Haque Electric	500	500
263.	" Hasan & Brothers	2,350	2,350
264.	" Hatkhola Scientific Syndicate	2,115	2,115
265.	" Hasem & Brothers	300	300
266.	" Haque & Brothers	1,085	1,085
267.	" Habib	300	300
268.	" Habib Traders	3,000	3,000
269.	" Hayer Traders	6,000	6,000
270.	" Hussain Chemicals	10,000	10,000
271.	" Hamas Bangladesh	4,617	4,617
272.	" H.K. Trading	1,300	1,300
273.	" Hasan & co.	2,700	2,700
274.	" Imrul Iron Store	1,300	1,300
275.	" Islam Brothers	250	250
276.	" Iquebal Enterprise	450	450
277.	" Islam & co.	250	250
278.	" International Trade Lines	2,811	2,811
279.	" Islam Enterprise	500	500
280.	" Islam Motors	3,000	3,000
281.	" Iquebal Brothers	1,000	1,000
282.	" Joint Timber	750	750
283.	" Jamuna Scale Engineering	1,280	1,280





Sl. No.	Particulars	Amount in Taka	
		30 June, 2021	30 June, 2020
284.	" Jasim Marin Store	1,305	1,305
285.	" Jolil Iron Store	412	412
286.	" Jesco Traders	500	500
287.	" J.H. Trading	873	873
288.	" Janota Timber Store	250	250
289.	" Janota Hardware Mart	1,000	1,000
290.	" Suprio Mill Store	250	250
291.	" Juwel Enterprise	117	117
292.	" Janadia Scientific	500	500
293.	" Juwel Traders	2,500	2,500
294.	" Jalal Uddin Rumi	1,000	1,000
295.	" Jalu & co.	500	500
296.	" Janota Modina Tools Ltd.	750	750
297.	" James Trading	500	500
298.	" Jasim Uddin	1,500	1,500
299.	" Jason International	18,000	18,000
300.	" Jibon Krisno Shah	5,900	5,900
301.	" Jessore Tire Resouling	404	404
302.	" Jiten Enterprise	180	180
303.	" Jano Kollan Somiti	1,180	1,180
304.	" Jahangir Kabir	2,000	2,000
305.	" Joinal Aadin Traders	4,040	4,040
306.	" Jupiter Trading	500	500
307.	" Juwel Trading	2,500	2,500
308.	" Jitendronath Shah	1,000	1,000
309.	" The Jungol Pioneer	26,404	26,404
310.	" Jenisis Trading	2,000	2,000
311.	" Joynal Abedin	430	430
312.	" Joint Construction	2,178	2,178
313.	" Jahan International	3,000	3,000
314.	" Jaysens International	1,000	1,000
315.	" Joint Trading, khulna	1,400	1,400
316.	" Jamal Enterprise	1,700	1,700
317.	" Jillur Rahman	2,000	2,000
318.	" Joni Traders	5,000	5,000
319.	" Jahan Printing Press	3,000	3,000
320.	" Kalam & Brothers	19,250	19,250
321.	" Kabir Enterprise	34,398	34,398
322.	" Khondokar Mill Store	250	250
323.	" Khaza Corporation	500	500
324.	" Kamrul Enterprise	500	500
325.	" Khulna Scientific Store	9,891	9,891
326.	" Khulna Ship Write Factory	1,000	1,000
327.	" Khalishpur Traders	600	600
328.	" Khulna Crown Agency	250	250
329.	" Kakoli Press	125	125
330.	" K. Aahmed & co.	250	250
331.	" Kaid Zohur Motor Parts	24,209	24,209





এ. মতীন এন্ড কোং
A. MATIN & CO.
 Chartered Accountants

Sl. No.	Particulars	Amount in Taka	
		30 June, 2021	30 June, 2020
332.	" Kasem Trading	500	500
333.	" Karoline Syndicate Ltd.	500	500
334.	" Khaza Store	5,500	5,500
335.	" Kohinur Printing	500	500
336.	" Kaisar Hardware Mart	3,960	3,960
337.	" Kasem Trading	1,500	1,500
338.	" Kingsuk Private Ltd.	250	250
339.	" Kornophuli Water Print	1,730	1,730
340.	" Kasem Electric Store	250	250
341.	" Khulna Motors	2,986	2,986
342.	" Kiron Kumar Shah	3,000	3,000
343.	" Kazi Store	500	500
344.	" Khaza Mohammd Bepari	9,900	9,900
345.	" Khurshid Electric Store	1,860	1,860
346.	" Kaderia Enterprise	500	500
347.	" Karotoa Enterprise	8,652	8,652
348.	" Kasem Enterprise	708	708
349.	" Karim Brothers	3,440	3,440
350.	" Khaza Trading co.	580	580
351.	" Kalu Shikder	3,000	3,000
352.	" Kamal Traders	7,485	7,485
353.	" K.B. Enterprise	8,650	8,650
354.	" Khaza Furniture	156	156
355.	" Kazi Enterprise	6,305	6,305
356.	" Khan Engineering	4,618	4,618
357.	" Kazi & co.	100	100
358.	" Kazi Fish Traders	2,256	2,256
359.	" Kazol Iron Store	1,164	1,164
360.	" Khulna Ship Write & Truck	1,500	1,500
361.	" Khaleq Engineering	3,500	3,500
362.	" Lamia Enterprise	29,434	29,434
363.	" Lavelly Construction	1,880	1,880
364.	" Latif Traders	8,000	8,000
365.	" Liton Furniture House	380	380
366.	" Lucky Motors Works	3,000	3,000
367.	" Lusai International	750	750
368.	" Latif Printing Publications	5,000	5,000
369.	" Luna Motors	4,465	4,465
370.	" Lipi Enterprise	2,803	2,803
371.	" Lyka International	50	50
372.	" Masuda Enterprise	150	150
373.	" Jamuna Enterprise	4,000	4,000
374.	" Zaman & Brothers	3,000	3,000
375.	" Metro Uni Trade	500	500
376.	" Milar Contruccion	521	521
377.	" Moon Light Store	1,500	1,500
378.	" M.M. Traders	750	750
379.	" Modina Timber Store	250	250





এ. মতীন এন্ড কোং
A. MATIN & CO.
 Chartered Accountants

Sl. No.	Particulars	Amount in Taka	
		30 June, 2021	30 June, 2020
380.	" Mohammadi Hardware Store	2,140	2,140
381.	" Maruf Electric	1,250	1,250
382.	" M.A. Harun & co.	100	100
383.	" M.M. Rahman	988	988
384.	" Mercantile impress	250	250
385.	" Mamun Electric	27,911	27,911
386.	" Motor Trading Shop	250	250
387.	" Meghna Traders	1,000	1,000
388.	" Milon Electric House	500	500
389.	" M.A. Ali & Sons	200	200
390.	" M.A. Chowdhury & co.	1,883	1,883
391.	" Motahar Hosain	2,000	2,000
392.	" Moinamoti Engineering worke	1,000	1,000
393.	" Monoara Trading	55	55
394.	" Mohammad & Brothers	126	126
395.	" Muslim Engineering	100	100
396.	" Modina Sheet Metal	3,300	3,300
397.	" Masum Construction	14,748	14,748
398.	" Mallik Carbon Brash Mafg. Co.	60	60
399.	" M.M. Ali & co	2,500	2,500
400.	" Moon Trading co.	500	500
401.	" Modina Rubber Industries	240	240
402.	" Morium Nirman Sangstha	1,000	1,000
403.	" Moni Enterprise	1,000	1,000
404.	" Motin Traders	200	200
405.	" Metalex Corporation	1,125	1,125
406.	" Marina Construction	3,500	3,500
407.	" Mamun Construction	10,000	10,000
408.	" Mamun Enterprise	1,500	1,500
409.	" Md. Ishaque	31,376	31,376
410.	" Madhumoti	100	100
411.	" Mohammad Wood Corporation	250	250
412.	" Mani Fold Industries	250	250
413.	" Masud Raza & co.	1,000	1,000
414.	" Moon Electric & co.	250	250
415.	" Mohsin Traders	500	500
416.	" Mazid Chemical & Co	250	250
417.	" Vashani Hardware	2,500	2,500
418.	" Milon Traders	850	850
419.	" Mollah Khan & co.	250	250
420.	" Mukta Traders	2,262	2,262
421.	" Modina Traders	10,000	10,000
422.	" Monir Traders	500	500
423.	" Mostofa & co.	500	500
424.	" Meghdut & Sons	250	250
425.	" M.A. Siddique	1,500	1,500
426.	" M.A. Bahar	1,000	1,000
427.	" Mollik Motors	250	250





এ. মতীন এন্ড কোং
A. MATIN & CO.
 Chartered Accountants

Sl. No.	Particulars	Amount in Taka	
		30 June, 2021	30 June, 2020
428.	" M. Ibrahim & co	1,600	1,600
429.	" Manzoor Traders	1,000	1,000
430.	" Modina Iron Store	6,000	6,000
431.	" Md. Sufi	9	9
432.	" Manour Twisting industries	5,000	5,000
433.	" Majid Twisting & Power indus.	5,000	5,000
434.	" Mohammad Brothers	250	250
435.	" Master Tailoring	100	100
436.	" M.A. Hossain & co.	3,550	3,550
437.	" Md. Atahar	2,000	2,000
438.	" Mohammadi Hardware mart	5,886	5,886
439.	" Md. Mostofa	500	500
440.	" Murad Trading	500	500
441.	" Mannan Enterprise	5,700	5,700
442.	" Mamun Plastic Store	2,500	2,500
443.	" Abdur Rahman	3,400	3,400
444.	" Megna Board Mills Ltd.	18,720	18,720
445.	" Munni Enterprise	1,000	1,000
446.	" Mitali Board Mills	14,040	14,040
447.	" M.G. Board Mills	7,020	7,020
448.	" Maruf Enterprise	787	787
449.	" Mohiuddin Traders	2,984	2,984
450.	" Md. Arshad	768	768
451.	" Macro Construction	4,576	4,576
452.	" Mosarof Hossain	100	100
453.	" Maya Traders	1,442	1,442
454.	" Midfar International	5,000	5,000
455.	" New Light House	3,000	3,000
456.	" Nahar Enterprise	821	821
457.	" Nobarun Baniggo Songstha	100	100
458.	" New Engineering Construction	2,855	2,855
459.	" Noor Mohammad	250	250
460.	" National Supply	1,000	1,000
461.	" Nizam Shahed	250	250
462.	" National Hardware Supply	250	250
463.	" Nazrul Trading co.	750	750
464.	" Nibadita Paper House	100	100
465.	" National Bearing	250	250
466.	" Nur Nabi	3,500	3,500
467.	" Nithar	631	631
468.	" Nirmal Kumar Shah	9,150	9,150
469.	" National Builders	396	396
470.	" Nasima Trading co.	100	100
471.	" National Tube well Agency	3,000	3,000
472.	" N. Amin & co.	11,339	11,339
473.	" New Sadhona Press	100	100
474.	" N. Ali Trading Corporation	1,950	1,950
475.	" National Bearing	250	250





Sl. No.	Particulars	Amount in Taka	
		30 June, 2021	30 June, 2020
476.	" Nasir Uddin	1,000	1,000
477.	" National Synthatic	70	70
478.	" National Motors	1,550	1,550
479.	" National Science	145	145
480.	" National Iron Industry	3,000	3,000
481.	" Noor Enterprise	1,680	1,680
482.	" Najma Volkanising Works	100	100
483.	" Nippon International	64,338	64,338
484.	" New Radio & Automobile	1,050	1,050
485.	" Nasrin Enterprise	2,800	2,800
486.	" Noyan & co.	50	50
487.	" Neharika Traders	5,100	5,100
488.	" Navi Store	1,572	1,572
489.	" New Beauty Paint Supply & co.	625	625
490.	" Out Side Mill Wright Dep.	1,000	1,000
491.	" Obeyed Ullah & Sons	1,500	1,500
492.	" Oriental Traders	5,655	5,655
493.	" Omor Farook & Sons	250	250
494.	" Oriental Trading Agencis	682	682
495.	" Obeyedul Haque	1,055	1,055
496.	" O. K. Steel	2,540	2,540
497.	" Oni Joni Enterprise	7,200	7,200
498.	" Packeges Ltd.	4,060	4,060
499.	" Pahari	2,000	2,000
500.	" Post Control & co.	775	775
501.	" PurbaniScientific Store	250	250
502.	" Peoples Chemical Industries	42,531	42,531
503.	" Progoti Banijjaloy	200	200
504.	" Progoti Press	100	100
505.	" Polash Enterprise	4,935	4,935
506.	" Progoti Baniggalay	6,500	6,500
507.	" Panaroma Printers	100	100
508.	" Paper Stores	2,500	2,500
509.	" Pervin Art	982	982
510.	" Paradise Printers	250	250
511.	" Pharana Iron Store	6,867	6,867
512.	" Paramount Tools Co.	4,650	4,650
513.	" Progressive Traders	2,750	2,750
514.	" Progoti Electric	250	250
515.	" Progressive Supplies	250	250
516.	" Pustokaloy	5,000	5,000
517.	" Pubali Iron Store	1,000	1,000
518.	" Popular Enterprise	1,000	1,000
519.	" Paul Enterprise	1,600	1,600
520.	" Progoti Automobile	500	500
521.	" Prince Engineering	200	200
522.	" Polash Iron & Steel	500	500
523.	" Purabi Furniture Industris	775	775





এ. মতীন এন্ড কোং
A. MATIN & CO.
 Chartered Accountants

Sl. No.	Particulars	Amount in Taka	
		30 June, 2021	30 June, 2020
524.	" Provati Traders	1,000	1,000
525.	" Pabna Electric Works	198	198
526.	" Printing & Publication	1,500	1,500
527.	" Promise Trade International	1,000	1,000
528.	" Engineering Somity	5,000	5,000
529.	" Purano Iron Store	1,100	1,100
530.	" Padua Board Mill	14,040	14,040
531.	" Polok Enterprise	106,788	106,788
532.	" Qurashi Steel Mills	3,600	3,600
533.	" Quick Suppliers	250	250
534.	" Q.C. Enterprise	8,000	8,000
535.	" Rana Enterprise	5,972	5,972
536.	" Rubi Traders	5,000	5,000
537.	" Rahman & co.	4,100	4,100
538.	" Razzak & Brothers	4,000	4,000
539.	" Relience Cable & hardware	250	250
540.	" Rayal Sanitary House	200	200
541.	" Roni Traders	5,250	5,250
542.	" Rexona Traders	250	250
543.	" Relience Cable & Hardware	250	250
544.	" Rayal Stationery	200	200
545.	" Rena Electrical Works	750	750
546.	" Roni Chemical	250	250
547.	" Raj Brothers	250	250
548.	" Rayal Stores	500	500
549.	" Ruhul Amin	200	200
550.	" Reza & co.	1,000	1,000
551.	" Raj Traders	100	100
552.	" Raza Mia	2,000	2,000
553.	" Rainbow Electrical	500	500
554.	" Reena Electric	765	765
555.	" Ronzu Chemical Industries	250	250
556.	" Reta Hardware Industries	1,128	1,128
557.	" Rising Engineering	1,500	1,500
558.	" Reena Electrical Works	3,788	3,788
559.	" Rahman & Brothers	5,000	5,000
560.	" R.M. Traders	2,200	2,200
561.	" Rafiqul Islam	7,000	7,000
562.	" Rahimuddin & Co.	432	432
563.	" Rusin Enterprise	837	837
564.	" Rupantor Furniture Industries	1,010	1,010
565.	" R.H. Trading Co.	4,507	4,507
566.	" Ray motors	600	600
567.	" Rahman Traders	250	250
568.	" Roton Auto Traders	1,500	1,500
569.	" R.K. Company	1,000	1,000
570.	" Rupali Auto Traders	500	500
571.	" Ripa Traders	300	300





এ. মতীন এন্ড কোং
A. MATIN & CO.
 Chartered Accountants

Sl. No.	Particulars	Amount in Taka	
		30 June, 2021	30 June, 2020
572.	" Rashid & Sons	1,000	1,000
573.	" Razu Traders	4,920	4,920
574.	" Rockey Brothers	30	30
575.	" Rayal Traders	2,050	2,050
576.	" Rubul Enterprises	24,475	24,475
577.	" Ren Enerrpise	8,400	8,400
578.	" Rosna Enterprise	735	735
579.	" Rahim Afroz Bangladesh Ltd.	3,000	3,000
580.	" Reaz Enterprise	600	600
581.	" Remi & co.	375	375
582.	" Rayhan Trade International	350	350
583.	" Roni Construction	3,000	3,000
584.	" Rashed Enterprise	6,625	6,625
585.	" M. Islam Associates	7,000	7,000
586.	" Sadi Enterprise	28,413	28,413
587.	" Sumon Traders	29,114	29,114
588.	" Star Trading	225	225
589.	" Sharif Scales	1,280	1,280
590.	" Sultana Hardware Store	500	500
591.	" Sharfaraz Hardware Store	2,750	2,750
592.	" Shaikh Trading	500	500
593.	" Sony Traders	250	250
594.	" Suma Enterprise	250	250
595.	" Sunipon Enterprise	300	300
596.	" Shahid Trading co.	100	100
597.	" Sun Shin Traders	500	500
598.	" Sadrul Haque & Co.	2,500	2,500
599.	" . Sanitary & Hardware	250	250
600.	" S. Rahman & Brothers	500	500
601.	" S.G. Commercial Corp.	1,750	1,750
602.	" S.F.C. Wood Print Project	500	500
603.	" Sonali Badhon Factory	4,000	4,000
604.	" S.I. Commercial	200	200
605.	" Shohid Shoroni	100	100
606.	" Sonali Traders	1,500	1,500
607.	" Shafiqul Islam Store	1,000	1,000
608.	" Suprior Gas Welding Works	1,000	1,000
609.	" Surgo Traders	1,250	1,250
610.	" Star Construction	263	263
611.	" S.M. Obedyed Ullah	2,000	2,000
612.	" S.B. Traders	1,332	1,332
613.	" S.K. Trading Corp.	1,300	1,300
614.	" S.K. Trading Corp.	630	630
615.	" Seragul Islam	3,000	3,000
616.	" Shamim Hardware	250	250
617.	" Shohag Agency	500	500
618.	" Shapla Traders	2,000	2,000
619.	" Saggat Ali	250	250





এ. মতীন এন্ড কোং
A. MATIN & CO.
 Chartered Accountants

Sl. No.	Particulars	Amount in Taka	
		30 June, 2021	30 June, 2020
620.	" Shahid	400	400
621.	" Sonali Paper & Board Mill	405,000	405,000
622.	" Sharif & Co.	500	500
623.	" Sanowar	500	500
624.	" Shaforaz Hardware Mart	500	500
625.	" Siemens Trading Corp.	4,865	4,865
626.	" Shahidullah & Brothers	700	700
627.	" Shaz Enterprise	500	500
628.	" Shahin Trading Corp.	1,870	1,870
629.	" Shamsh Luna Ltd.	265	265
630.	" Shapla Traders	3,000	3,000
631.	" S.C. Corporation	5,044	5,044
632.	" Shorder & Co.	1,554	1,554
633.	" Salma Engineering	1,956	1,956
634.	" Sultan Ahmed	100	100
635.	" Solayman & Sons	1,500	1,500
636.	" Shahida Hardware Store	500	500
637.	" Scientific Mart	250	250
638.	" Sonali Trading Corporation	2,500	2,500
639.	" S.M. Commercial Corporation	1,917	1,917
640.	" Shahid Chemical	250	250
641.	" Star Dyes Chemical	3,228	3,228
642.	" Shaikh Saw Mill	50	50
643.	" Secretary Fishing Dept.	1,800	1,800
644.	" Shovon Enterprise	150	150
645.	" Sayedi Art Press	3,000	3,000
646.	" Shilki International	500	500
647.	" Shiraz Electric Automobile	500	500
648.	" Sattar Enterprise	185	185
649.	" Sumi Enterprise	10,000	10,000
650.	" Superior Products	2,136	2,136
651.	" Shahin Brothers	2,000	2,000
652.	" S.M. Akil Uddin	8,813	8,813
653.	" Samim Electric Works	4,680	4,680
654.	" Shahnawas Enterprise	4,500	4,500
655.	" Shilu Printers	3,000	3,000
656.	" Shams Stationary	500	500
657.	" Shahnas Enterprise	3,500	3,500
658.	" Sazzad Ali	2,250	2,250
659.	" Star Construction	327	327
660.	" Shaikh Enterprise	570	570
661.	" Sonali Engineering	250	250
662.	" Sham Nagor Labor Supply	2,213	2,213
663.	" Shawla Foundry Engineering	1,000	1,000
664.	" Suraj Trading	500	500
665.	" Shahnawas Timber	250	250
666.	" Sadhvab Traders	250	250
667.	" Sanali Art Printers	100	100





এ. মতীন এন্ড কোং
A. MATIN & CO.
 Chartered Accountants

Sl. No.	Particulars	Amount in Taka	
		30 June, 2021	30 June, 2020
668.	" Shagor Enterprise	44,408	44,408
669.	" Shawkat Associates	30,000	30,000
670.	" Shah Enterprise	15,938	15,938
671.	" Shafic Brothers	10,300	10,300
672.	" Shalua Store	2,000	2,000
673.	" S.A. Enterprise	30,000	30,000
674.	" Sayed Brothers	150	150
675.	" Shimu Enterprise	1,000	1,000
676.	" Shapla Traders	1,000	1,000
677.	" Sigma Engineering	131,386	131,386
678.	" Shangu Chemical Pvt. Ltd.	18,192	18,192
679.	" S.M. Enterprise	5,000	5,000
680.	" Sakaimax	104,100	104,100
681.	" Sara Trading Corporation	2,910	2,910
682.	" S. Kazi Enterprise	2,325	2,325
683.	" S. Rahman & Co.	23,580	23,580
684.	" Tamanna Enterprise	767	767
685.	" Trade Channel	3,000	3,000
686.	" Tulukder Saw Mill	709	709
687.	" Tarafder Saw Mill	3,500	3,500
688.	" Traders	1,000	1,000
689.	" Tata Motors Works	579	579
690.	" Trading	4,100	4,100
691.	" Type Writer Service Corporation	500	500
692.	" Titas Filter Iron Store	500	500
693.	" Taj Metal Tools Corporation	1,000	1,000
694.	" Taj Trading	250	250
695.	" Tani Traders	250	250
696.	" Trade International	17,197	17,197
697.	" Tata Automobiles	7,800	7,800
698.	" Tania Enterprise	500	500
699.	" Trade House International	1,834	1,834
700.	" Talu Enterprise	10,730	10,730
701.	" Tazu Trading Corporation	8,927	8,927
702.	" Trade Co.	195	195
703.	" Technical Dept.	250	250
704.	" Tito Sawmill	1,175	1,175
705.	" Tara Steel Corporation	3,000	3,000
706.	" Teko Associates	3,045	3,045
707.	" Tariq Corporation	4,600	4,600
708.	" Tariq Brothers	1,000	1,000
709.	" Trade Venture	2,400	2,400
710.	" The Star	3,000	3,000
711.	" Tayo Plus	3,200	3,200
712.	" Aubiroto Agency	5,000	5,000
713.	" United Builders	1,421	1,421
714.	" United Builders	10,829	10,829
715.	" Universal Trades	250	250



DEDUCTION AND WITH HOLDING ACCOUNT
For the year ended 30 June 2021

Annexure- B 5

Sl. No.	Particulars	Amount in Taka	
		30 June, 2021	30 June, 2020
1	KNM Welfare Fund	2,854,685	2,854,685
2	KNM Provident fund	519,241	472,441
3	BCIC Provident Fund	328,034	341,196
4	KNM Central Relief fund	166,864	166,864
5	Revenue Stamp	458,739	456,589
6	KNM Employees Clup	122,165	122,165
7	KNM Employees Union/Sradhnjoli	400,000	400,000
8	President Relief Fund	90,683	90,683
9	House Building Loan Recovery	4,900	12,500
10	KPM Gas,Electricity & Water	-	-
11	KNM Gate Mosque.	2,725	740
12	BCIC Motor Cycle Loan	2,000	2,000
	Total	4,950,036	4,919,863

SUPPLIER INCOME TAX & VAT DEDUCTION AT SOURCE
For the year ended 30 June 2021

Sl. No.	Particulars	Amount in Taka	
		30 June, 2021	30 June, 2020
1	Income Tax	590,338	6,774,477
2	VAT	6,768,028	6,197,084
3	Custom Duty	6,182,558	590,338
	Total	13,540,924	13,561,899





KHULNA NEWSPRINT MILLS LTD.

Town Khalishpur, Khulna

Ratio Analysis

For the year ended 30 June, 2021

Sl. No.	Performance Parameters	Different Aspects	Formula	Calculation	2020-2021	2019-2020	Standard
01	Liquidity Ratio	Current Ratio	$\frac{\text{Current Asset}}{\text{Current Liability}}$	1,384,930,091 4,270,299,508	0.32:1	0.32:1	2:1
		Acid Test Ratio	$\frac{\text{Quick Assets}}{\text{Current Liability}}$	1,019,447,168 4,270,299,508	0.24:1	0.24:1	1:1
		Working Capital Ratio	$\frac{\text{Working Capital}}{\text{Total Assets}}$	(2,885,369,418) 1,668,139,957	-1.7:1	-1.7:1	1.2 to 2
		Inventory to Working Capital	$\frac{\text{Inventory}}{\text{Working Capital}}$	365,482,923 (2,885,369,418)	-0.13:1	-0.13:1	1:1
02	Leverage Ratio	Absolute Ratio	$\frac{\text{Cash+Bank+Realizable Securities}}{\text{Liquide/Current Liabilities}}$	646,767,019 4,000,403,117	0.16:1	0.007:1	1:1
		Debt to Equity Ratio	$\frac{\text{Long Term Debt}}{\text{Equity}}$	2,924,031,678.00 368,885,000.00	7.9:3	7.7:3	1:3
		Debt. to Total Assets	$\frac{\text{Long Term Debt}}{\text{Total Assets}}$	2,924,031,678.00 1,668,139,956.58	1.7:1	1.7:1	1:3
03	Profitability Ratios	Return on assets ratio	$\frac{\text{Net income}}{\text{Total assets}}$	(85,005,067.00) 1,668,139,956.58	-5%	-4%	5%
		Return on equity ratio	$\frac{\text{Net income}}{\text{Shareholder's equity}}$	(85,005,067.00) 368,885,000.00	-23%	-19%	15%-20%

